



Quality Driven Performance

DRIVELINE COMPONENTS



CATALOGUE
2023

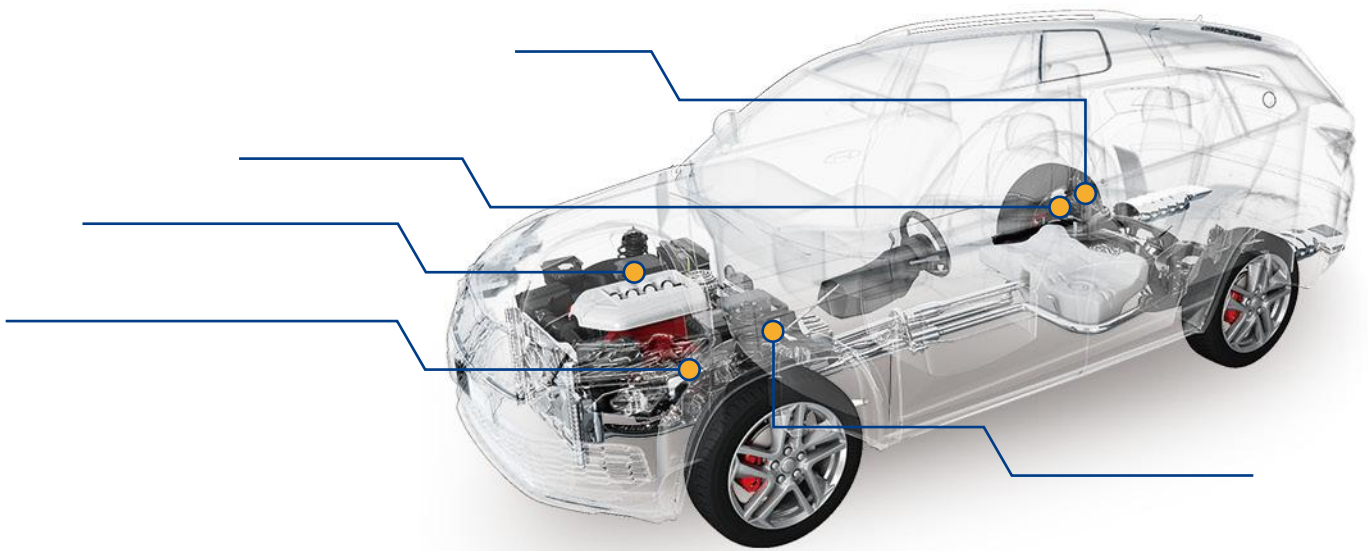
BRAZIL

www.gsplatina.com

GSP AUTOMOTIVE GROUP

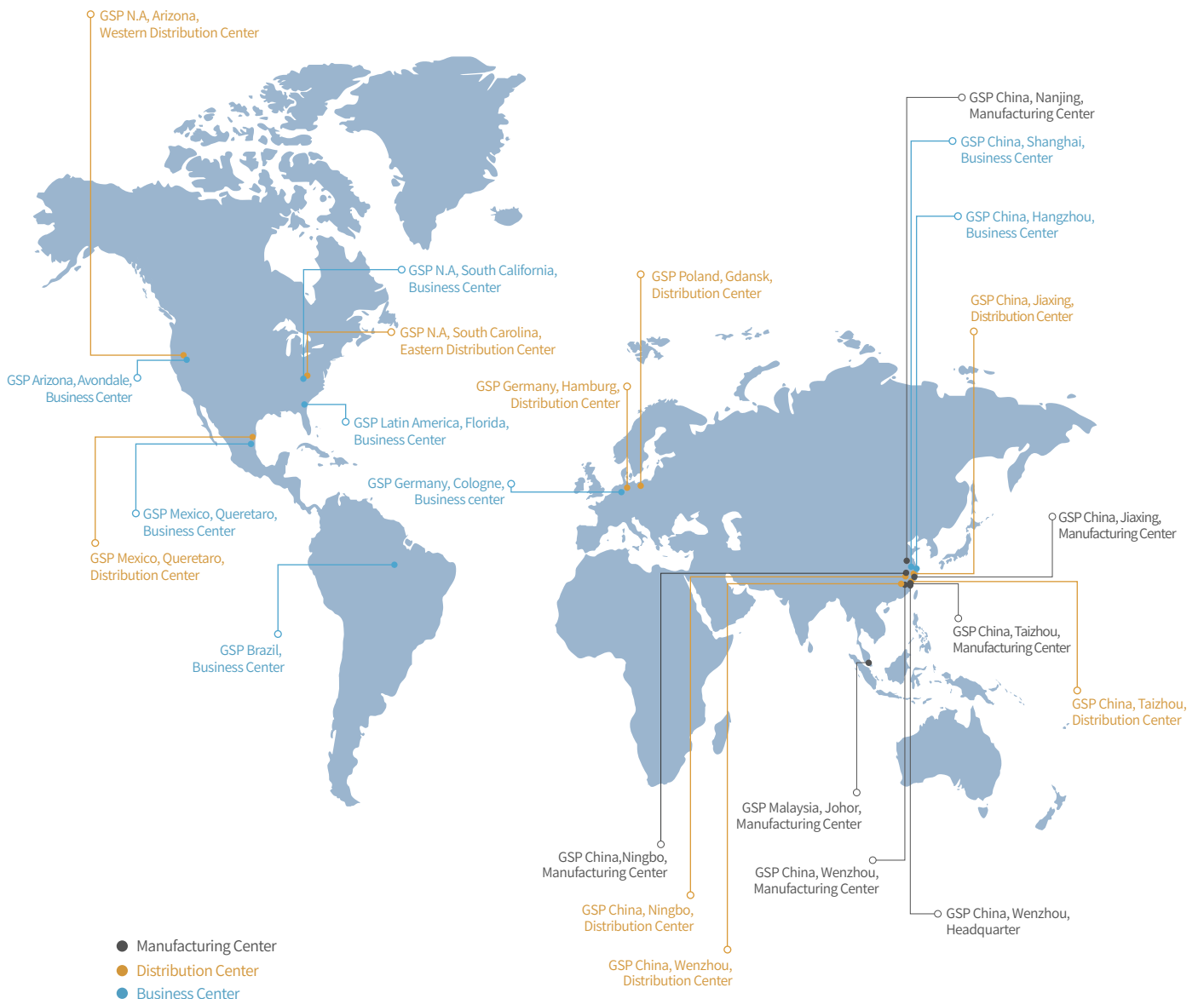


WIDE RANGE PRODUCTS



-
-
-

WORLDWIDE LOCATION




PREMIUM QUALITY



CUSTOMER SERVICES



06 PART ONE






GENERAL INDEX



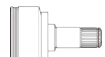
Vehicle Index	page.I-II
Application	page.001-033
Drive Line Part.....	page.034-061
Joint,Propeller Shaft.....	page.062-063
Propshaft	page.064-067




MAKE-MODEL	PAGE	MAKE-MODEL	PAGE	MAKE-MODEL	PAGE
AUDI		BMW		JEEP	
A3 Sportback Quattro	1	M Coupe	8	Cherokee	14
A3/S3 Limousine quattro	1	M135i	8	Cherokee Classic	14
A6 Allroad Quattro	1	M140i	8	Commander	14
A6 Quattro	1	M235i Coupe	8	Grand Cherokee	14
A7 Sportback Quattro	1	M340i xDrive	8	Liberty	15
Q3	1	X1 sDrive 18i	8	Renegade	15
Q3 Quattro	1	X1 sDrive 20i	8	Wrangler	15
Q5 Quattro	1	X1 xDrive 25i	8		
Q7 Quattro	1	X1 xDrive 28i	8	KIA	
RS4 Quattro	2	X3	9	Sorento	15
S3 Quattro	2	X3 xDrive 20i	9	Sportage	15
S3 Sportback Quattro	2	X3 xDrive 28i	9	LAND ROVER	
S4 Quattro	2	X3 xDrive 30i	9	Defender 110	15
S7 Sportback Quattro	2	X3 xDrive 35i	9	Defender 130	15
SQ5 Quattro	2	X3 xDrive M40i	9	Defender 90	16
TT Quattro	2	X4 xDrive 28i	9	Discovery	16
		X4 xDrive 30i	9	Discovery III	16
BMW		X4 xDrive 35i	9	Freelander	16
116i	2	X4 xDrive 35i	9	Range Rover	16
118i	2	X5	9	Range Rover Evoque	17
120i	2	X5 xDrive 30d	10	Range Rover Sport	17
120i Cabrio	3	X5 xDrive 30i	10	LEXUS	
125i	3	X5 xDrive 35i	10	IS 250	17
130i	3	X5 xDrive 48i	10	LS 430	17
135i Coupe	3	X5 xDrive 50i	10	LS 460	17
228i xDrive Gran Coupe	3	X5 xDrive M50d	10	NX 200t	17
316i	3	X6 xDrive 35i	10	RX 350	17
316i Touring	3	X6 xDrive 40i	11	MAZDA	
318i	3	X6 xDrive 50i	11	B2200	17
318i Compact	4	X7 xDrive 40i	11	B2500	17
320i	4	X7 xDrive M50i	11	MERCEDES-BENZ	
320i Gran Turismo	4	Z3 Cabrio	11	190	17
320i xDrive	4	Z4 Cabrio	11	230	18
323i	4	Z4 Coupe	11	250	18
323i Compact	4	Z4 M40i Cabrio	11	260	18
323i Touring	4	Z4 sDrive 20i Cabrio	11	300	18
325i	4	Z4 sDrive 23i Cabrio	11	500	18
325i Cabrio	5	Z4 sDrive 30i Cabrio	11	A200	18
328i	5	Z4 sDrive 35i Cabrio	11	A250	18
328i Coupe	5	CHEVROLET		A45 AMG	18
328i Touring	5	Captiva Sport	11	B200	18
328i xDrive	5	DAIHATSU		C180	18
330i	5	Terios	11	C200	19
330i Cabrio	5	FORD		C220	19
335i	5	Fiesta	11	C230	19
335i Cabrio	5	Transit 300	11	C240	19
420i Cabrio	5	Transit 330	12	C250	19
428i Cabrio	6	Transit 350	12	C280	20
428i Coupe	6	Transit 370	12	C300	20
428i Gran Coupe	6	Transit 430	13	C32 AMG	20
430i Cabrio	6	Transit 460	13	C320	20
430i Gran Coupe	6	FORD USA		C350	20
435i Coupe	6	Edge	13	C36 AMG	20
525i	6	Explorer	13	C43 AMG	20
528i	6	F-150 Extended Cab	13	C63 AMG	20
528i xDrive	6	F-150 Standard Cab	13	CL500	20
530i	6	Ranger Extended Cab	13	CL55 AMG	20
535i	6	Ranger Standard Cab	13	CL600	21
535i Gran Turismo	6	HONDA		CL63 AMG	21
535i xDrive Gran Turismo	7	CR-V	13	CL65 AMG	21
540i	7	HYUNDAI		CLA180	21
540i Touring	7	iX55	14	CLA200	21
545i	7	Santa Fe	14	CLA250	21
550i	7	Tucson	14	CLC200	21
640i Coupe	7	Veracruz	14	CLK230	21
645i Coupe	7	INFINITI		CLK320	21
650i Coupe	7	FX35	14	CLK350	21
650i Gran Coupe	7	IVECO		CLK430	21
650i xDrive Coupe	7	Daily 35C13	14	CLK500	21
740i	7	Daily 35C13P	14	CLS350	21
745i	7	Daily 35S13	14	CLS400	21
750i	8	Daily 35S13P	14	CLS500	21
750i xDrive	8	JAGUAR		CLS53 AMG	21
760i	8	F-Pace	14	CLS55 AMG	21
840i	8			CLS550	21




MAKE-MODEL	PAGE	MAKE-MODEL	PAGE	MAKE-MODEL	PAGE
MERCEDES-BENZ		MINI			
CLS63 AMG	21	Mini Countryman			
E200	22	Mini Paceman			
E220	22	MITSUBISHI			
E230	22	Eclipse			
E240	22	G-Wagon			
E250	22	GTO			
E280	22	L200			
E300	22	L200/Triton/Hunter			
E320	22	Lancer Evolution			
E350	23	Outlander			
E420	23	NISSAN			
E43 AMG	23	Frontier			
E430	23	Murano			
E500	23	Navara			
E55 AMG	23	NP300 Navara			
E63 AMG	23	Pathfinder			
G320	24	Terrano (Pick Up)			
G55 AMG	24	PONTIAC			
G63 AMG	24	Solstice			
GLC250	24	PORSCHE			
GLC300	24	Cayenne			
GLC43 AMG	24	Macan			
GLC63 AMG	24	Panamera			
GLE350	24	SSANGYONG			
GLE400	24	Actyon			
GLE43 AMG	24	Actyon Sports			
GLE450 AMG	24	Korando			
GLK220	24	Kyron			
GLK280	24	Rexton			
GLK300	24	Rexton II			
GLS350	24	Rexton W			
ML230	24	SUBARU			
ML270	24	Forester			
ML320	25	Impreza WRX			
ML350	25	Outback			
ML430	25	XV			
ML500	25	SUZUKI			
ML55 AMG	25	Grand Escudo			
ML63 AMG	25	Grand Vitara			
R500	25	SX4 S-Cross			
S280	25	TOYOTA			
S320	25	Fortuner			
S350	25	Hilux			
S400	25	Previa			
S500	25	Rav 4			
S500 Maybach	26	VOLVO			
S55 AMG	26	960			
S560	26	S60			
S600	26	S80			
S63 AMG	26	V60			
S65 AMG	26	V70			
SL280	26	XC40			
SL320	26	XC60			
SL350	26	XC70			
SL500	26	XC90			
SL65 AMG	26	VW			
SLC300	26	Amarok			
SLC43 AMG	26	Campmobile			
SLK200	26	Caravelle			
SLK230	26	CC			
SLK250	26	Multivan			
SLK300	27	Passat			
SLK32 AMG	27	Passat CC			
SLK320	27	Passat Estate/Variant			
SLK350	27	Tiguan			
Sprinter 311D	27	Tiguan Allspace			
Sprinter 313D	27	Touareg			
Sprinter 413D	28	Transporter			
MINI					
Mini Countryman					
Mini Paceman					
MITSUBISHI					
3000 GT					
Challenger					

	 YEAR	TRANSM.	FITTING POSITION	BODY STYLE & DRIVE TYPE & ENGINE	REMARKS	 PRODUCT	GSP Ref.
AUDI							
A3 Sportback Quattro							
2.0 (147 kw)	2004.06-2013.03		-	Hatchback 4WD AXH/BPY/BWA/CCZA		Flexible Coupling	537626
	2004.06-2013.03		-	Hatchback 4WD AXH/BPY/BWA/CCZA		Flexible Coupling	533882
A3/S3 Limousine quattro							
2.0 (162 kw)	2013.11-		-	Saloon AWD CNTC		Flexible Coupling	537626
	2013.11-		-	Saloon AWD CNTC		Flexible Coupling	533882
	2013.11-		-	Saloon AWD CNTC		Flexible Coupling Kit	537626S
	2013.11-		-	Saloon AWD CNTC		Flexible Coupling Kit	533882S
A6 Allroad Quattro							
3.0 (245 kw)	2014.09-2018.09	7AT	-	Estate 4WD CREC		Propshaft	PS900581
A6 Quattro							
3.0 (213 kw)	2008.10-2011.08	6AT	-	Estate 4WD CAJA		Propshaft	PS900105
	2008.10-2011.08	6AT	-	Saloon 4WD CAJA		Propshaft	PS900105
3.0 (220 kw)	2010.11-2012.05	7AT	-	Saloon 4WD CGWB		Propshaft	PS900581
	2011.05-2014.12	7AT	-	Estate 4WD CGWB		Propshaft	PS900581
3.0 (245 kw)	2014.09-2018.09	7AT	-	Saloon 4WD CREC		Propshaft	PS900581
4.2 (246 kw)	2005.03-2006.05	6AT	-	Estate 4WD BAT		Propshaft	PS900105
4.2 (257 kw)	2006.06-2011.08	6AT	-	Estate 4WD BVJ		Propshaft	PS900105
A7 Sportback Quattro							
3.0 (220 kw)	2010.07-2012.05	7AT	-	Hatchback 4WD CGWB		Propshaft	PS900581
3.0 (245 kw)	2014.05-2018.05	7AT	-	Hatchback 4WD CREC		Propshaft	PS900581
Q3							
1.4 (110 kw)	2013.10-2018.10		Centre	SUV FWD CHPB/CZDA/CZEA		Center Bearing Support Kit	514808S
Q3 Quattro							
2.0 (125 kw)	2011.06-2015.04	6MT	-	SUV 4WD CCZC		Propshaft	PS900520
	2011.06-2015.04	7AT	-	SUV 4WD CCZC		Propshaft	PS900520
	2011.06-2015.04		Centre	SUV 4WD CCZC		Center Bearing Support Kit	514808S
	2011.06-2015.04		-	SUV 4WD CCZC		Flexible Coupling	533882
2.0 (132 kw)	2015.01-2018.12	6MT	-	SUV 4WD CULB		Propshaft	PS900520
	2015.01-2018.12	7AT	-	SUV 4WD CULB		Propshaft	PS900520
	2015.01-2018.12		Centre	SUV 4WD CULB		Center Bearing Support Kit	514808S
	2015.01-2018.12		-	SUV 4WD CULB		Flexible Coupling	533882
2.0 (155 kw)	2011.06-2015.04	6MT	-	SUV 4WD CPSA		Propshaft	PS900520
	2011.06-2015.04	7AT	-	SUV 4WD CPSA		Propshaft	PS900520
	2011.06-2015.04		Centre	SUV 4WD CPSA		Center Bearing Support Kit	514808S
	2011.06-2015.04		-	SUV 4WD CPSA		Flexible Coupling	533882
2.0 (162 kw)	2014.11-2018.10	6MT	-	SUV 4WD CULC		Propshaft	PS900520
	2014.11-2018.10	7AT	-	SUV 4WD CULC		Propshaft	PS900520
	2014.11-2018.10		-	SUV 4WD CULC		Flexible Coupling	533882
Q5 Quattro							
2.0 (155 kw)	2008.11-2012.09	6MT	-	SUV 4WD CAEB/CDNC		Propshaft	PS900590
	2008.11-2012.09	8AT	-	SUV 4WD CAEB/CDNC		Propshaft	PS900108
	2008.11-2012.09	DCT	-	SUV 4WD CAEB/CDNC		Propshaft	PS900107
	2008.11-2012.09	DCT	-	SUV 4WD CAEB/CDNC		Propshaft	PS900552
	2008.11-2012.09		-	SUV 4WD CAEB/CDNC		Joint,propshaft	661093
2.0 (165 kw)	2012.06-2016.05	6MT	-	SUV 4WD CNCD		Propshaft	PS900590
	2012.06-2016.05	8AT	-	SUV 4WD CNCD		Propshaft	PS900108
	2012.06-2016.05	6MT/8AT	-	SUV 4WD CNCD		Joint,propshaft	661093
2.0 (185 kw)	2016.06-2020.11	7AT	-	SUV 4WD DAXB/DAYB		Joint,propshaft	661093
3.0 (200 kw)	2012.06-2017.12	8AT	-	SUV 4WD CTUC/CTVA		Propshaft	PS900108
	2012.06-2017.12	8AT	-	SUV 4WD CTUC/CTVA		Joint,propshaft	661093
3.2 (199 kw)	2008.11-2012.09	DCT	-	SUV 4WD CALB		Propshaft	PS900107
	2008.11-2012.09	DCT	-	SUV 4WD CALB		Propshaft	PS900552
	2008.11-2012.09	6AT/7AT	-	SUV 4WD CALB		Joint,propshaft	661093
Q7 Quattro							
3.0 (190 kw)	2015.06-2019.12		-	SUV 4WD CUEA		Propshaft	PS900595
3.0 (200 kw)	2010.05-2015.08	AT/MT	-	SUV 4WD CJTC/CJWC		Propshaft	PS900111
	2010.05-2015.08	AT	-	SUV 4WD CJTC/CJWC		Propshaft	PS900110
	2015.01-2019.12		-	SUV 4WD CRTC		Propshaft	PS900595
3.0 (245 kw)	2010.05-2015.08	AT/MT	-	SUV 4WD CJTB/CJWB/CNAA/CTWA		Propshaft	PS900111
	2010.05-2015.08	AT	-	SUV 4WD CJTB/CJWB/CNAA/CTWA		Propshaft	PS900110
3.6 (206 kw)	2006.08-2010.05		-	SUV 4WD BHK		Propshaft	PS900525
	2006.08-2010.05		-	SUV 4WD BHK		Propshaft	PS900109
	2006.08-2010.05		-	SUV 4WD BHK		Joint,propshaft	661094

	 YEAR	TRANSM.	FITTING POSITION	BODY STYLE & DRIVE TYPE & ENGINE	REMARKS	 PRODUCT	GSP Ref.
AUDI							
Q7 Quattro							
4.2 (257 kw)	2006.03-2010.05		-	SUV 4WD BAR		Propshaft	PS900525
	2006.03-2010.05		-	SUV 4WD BAR		Propshaft	PS900109
	2006.03-2010.05		-	SUV 4WD BAR		Joint,propshaft	661094
RS4 Quattro							
4.2 (331 kw)	2012.05-2015.08	7AT	-	Estate 4WD CFSA		Propshaft	PS900103
S3 Quattro							
1.8 (165 kw)	2001.08-2003.06		-	Hatchback 4WD BAM		Flexible Coupling	537626
	2001.08-2003.06		-	Hatchback 4WD BAM		Flexible Coupling Kit	537626S
2.0 (210 kw)	2014.05-2016.08		-	Saloon 4WD CJXF		Flexible Coupling	537626
	2014.05-2016.08		-	Saloon 4WD CJXF		Flexible Coupling	533882
	2014.05-2016.08		-	Saloon 4WD CJXF		Flexible Coupling Kit	537626S
	2014.05-2016.08		-	Saloon 4WD CJXF		Flexible Coupling Kit	533882S
S3 Sportback Quattro							
2.0 (210 kw)	2014.05-2016.08		-	Hatchback 4WD CJXF		Flexible Coupling	537626
	2014.05-2016.08		-	Hatchback 4WD CJXF		Flexible Coupling	533882
	2014.05-2016.08		-	Hatchback 4WD CJXF		Flexible Coupling Kit	537626S
	2014.05-2016.08		-	Hatchback 4WD CJXF		Flexible Coupling Kit	533882S
S4 Quattro							
3.0 (245 kw)	2009.03-2015.12	7AT	-	Estate 4WD CAKA/CCBA/CGWC/CGXC/CRECI/TUB		Propshaft	PS900103
	2009.03-2015.12	7AT	-	Saloon 4WD CAKA/CCBA/CGWC/CGXC/CRECI/TUB		Propshaft	PS900103
S7 Sportback Quattro							
4.0 (331 kw)	2014.07-2018.05	7AT	-	Hatchback 4WD CTGE		Propshaft	PS900581
SQ5 Quattro							
3.0 (260 kw)	2013.05-2017.05	8AT	-	SUV 4WD CTUD/CTXA		Propshaft	PS900108
	2013.05-2017.05	8AT	-	SUV 4WD CTUD/CTXA		Joint,propshaft	661093
TT Quattro							
1.8 (165 kw)	1998.10-2006.06		-	Cabriolet 4WD APX/BAM		Flexible Coupling	537626
	1998.10-2006.06		-	Coupe 4WD APX/BAM		Flexible Coupling	537626
BMW							
116i							
1.6 (100 kw)	2011.07-2015.02		-	Hatchback RWD N13B16A		Flexible Coupling	510596
	2011.07-2015.02		-	Hatchback RWD N13B16A		Flexible Coupling	510597
	2011.07-2015.02		-	Hatchback RWD N13B16A		Flexible Coupling	537625
	2011.07-2015.02		-	Hatchback RWD N13B16A		Flexible Coupling Kit	510596S
	2011.07-2015.02		-	Hatchback RWD N13B16A		Flexible Coupling Kit	537625S
	2011.12-2015.02		-	Hatchback RWD N13B16A		Flexible Coupling	510596
	2011.12-2015.02		-	Hatchback RWD N13B16A		Flexible Coupling	510597
	2011.12-2015.02		-	Hatchback RWD N13B16A		Flexible Coupling	537625
	2011.12-2015.02		-	Hatchback RWD N13B16A		Flexible Coupling Kit	510596S
	2011.12-2015.02		-	Hatchback RWD N13B16A		Flexible Coupling Kit	537625S
118i							
1.6 (125 kw)	2011.06-2015.11		-	Hatchback RWD N13B16A		Flexible Coupling	510596
	2011.06-2015.11		-	Hatchback RWD N13B16A		Flexible Coupling	510597
	2011.06-2015.11		-	Hatchback RWD N13B16A		Flexible Coupling	537625
	2011.06-2015.11		-	Hatchback RWD N13B16A		Flexible Coupling Kit	510596S
	2011.06-2015.11		-	Hatchback RWD N13B16A		Flexible Coupling Kit	537625S
2.0 (100 kw)	2006.10-2012.09		Centre	Hatchback RWD N46B20B		Center Bearing Support	530151
	2006.10-2012.09		-	Hatchback RWD N46B20B		Flexible Coupling	510596
	2006.10-2012.09		-	Hatchback RWD N46B20B		Flexible Coupling	510641
	2006.10-2012.09		-	Hatchback RWD N46B20B		Flexible Coupling Kit	510596S
	2006.10-2012.09		-	Hatchback RWD N46B20B		Flexible Coupling Kit	510641S
2.0 (105 kw)	2007.03-2012.09		Centre	Hatchback RWD N43B20A		Center Bearing Support	530151
	2007.03-2012.09		-	Hatchback RWD N43B20A		Flexible Coupling	510596
	2007.03-2012.09		-	Hatchback RWD N43B20A		Flexible Coupling	510641
	2007.03-2012.09		-	Hatchback RWD N43B20A		Flexible Coupling Kit	510596S
2007.03-2012.09		-	Hatchback RWD N43B20A		Flexible Coupling Kit	510641S	
120i							
2.0 (110 kw)	2004.06-2007.02		Centre	Hatchback RWD N46B20B/N46B20BD/N46B20C		Center Bearing Support	530151
	2004.06-2007.02		-	Hatchback RWD N46B20B/N46B20BD/N46B20C		Flexible Coupling	510596
	2004.06-2007.02		-	Hatchback RWD N46B20B/N46B20BD/N46B20C		Flexible Coupling	510641
	2004.06-2007.02		-	Hatchback RWD N46B20B/N46B20BD/N46B20C		Flexible Coupling Kit	510596S
	2004.06-2007.02		-	Hatchback RWD N46B20B/N46B20BD/N46B20C		Flexible Coupling Kit	510641S
2.0 (115 kw)	2007.03-2011.06		Centre	Hatchback RWD N46B20B/N46B20C		Center Bearing Support	530151
	2007.03-2011.06		-	Hatchback RWD N46B20B/N46B20C		Flexible Coupling	510596




	 YEAR	TRANSM.	FITTING POSITION	BODY STYLE & DRIVE TYPE & ENGINE	REMARKS	 PRODUCT	GSP Ref.
BMW 120i							
2.0 (115 kw)	2007.03-2011.06		-	Hatchback RWD N46B20B/N46B20C		Flexible Coupling	510641
	2007.03-2011.06		-	Hatchback RWD N46B20B/N46B20C		Flexible Coupling Kit	510596S
	2007.03-2011.06		-	Hatchback RWD N46B20B/N46B20C		Flexible Coupling Kit	510641S
	2007.03-2011.12		Centre	Hatchback RWD N46B20B/N46B20C		Center Bearing Support	530151
	2007.03-2011.12		-	Hatchback RWD N46B20B/N46B20C		Flexible Coupling	510596
	2007.03-2011.12		-	Hatchback RWD N46B20B/N46B20C		Flexible Coupling	510641
	2007.03-2011.12		-	Hatchback RWD N46B20B/N46B20C		Flexible Coupling Kit	510596S
2.0 (135 kw)	2016.07-		-	Hatchback RWD B48B20A		Flexible Coupling	510596
	2016.07-		-	Hatchback RWD B48B20A		Flexible Coupling	537625
	2016.07-		-	Hatchback RWD B48B20A		Flexible Coupling Kit	537625S
120i Cabrio							
2.0 (115 kw)	2008.03-2013.12		Centre	Cabriolet RWD N46B20B/N46B20C		Center Bearing Support	530151
	2008.03-2013.12		-	Cabriolet RWD N46B20B/N46B20C		Flexible Coupling	510596
	2008.03-2013.12		-	Cabriolet RWD N46B20B/N46B20C		Flexible Coupling	510641
	2008.03-2013.12		-	Cabriolet RWD N46B20B/N46B20C		Flexible Coupling Kit	510596S
	2008.03-2013.12		-	Cabriolet RWD N46B20B/N46B20C		Flexible Coupling Kit	510641S
125i							
2.0 (160 kw)	2012.03-2017.11		-	Hatchback RWD N20B20A		Flexible Coupling	510596
	2012.03-2017.11		-	Hatchback RWD N20B20A		Flexible Coupling	537625
	2012.03-2017.11		-	Hatchback RWD N20B20A		Flexible Coupling Kit	510596S
	2012.03-2017.11		-	Hatchback RWD N20B20A		Flexible Coupling Kit	537625S
2.0 (165 kw)	2016.07-2019.06		-	Hatchback RWD B48B20B		Flexible Coupling	510596
	2016.07-2019.06		-	Hatchback RWD B48B20B		Flexible Coupling	537625
	2016.07-2019.06		-	Hatchback RWD B48B20B		Flexible Coupling Kit	537625S
130i							
3.0 (195 kw)	2005.09-2007.02		Centre	Hatchback RWD N52B30A/N52B30BF		Center Bearing Support	530151
	2005.09-2007.02		-	Hatchback RWD N52B30A/N52B30BF		Flexible Coupling	510596
	2005.09-2007.02		-	Hatchback RWD N52B30A/N52B30BF		Flexible Coupling	533878
	2005.09-2007.02		-	Hatchback RWD N52B30A/N52B30BF		Flexible Coupling Kit	510596S
	2007.03-2012.09		Centre	Hatchback RWD N52B30A/N52B30B/N52B30BF		Center Bearing Support	530151
	2007.03-2012.09		-	Hatchback RWD N52B30A/N52B30B/N52B30BF		Flexible Coupling	510596
	2007.03-2012.09		-	Hatchback RWD N52B30A/N52B30B/N52B30BF		Flexible Coupling	533878
135i Coupe							
3.0 (225 kw)	2007.09-2013.10		Centre	Coupe RWD N54B30A/N55B30A		Center Bearing Support	530151
	2007.09-2013.10		Centre	Coupe RWD N54B30A/N55B30A		Center Bearing Support	530152
	2007.09-2013.10		-	Coupe RWD N54B30A/N55B30A		Flexible Coupling	517955
	2007.09-2013.10		-	Coupe RWD N54B30A/N55B30A		Flexible Coupling Kit	517955S
228i xDrive Gran Coupe							
2.0 (170 kw)	2019.11-		-	Coupe AWD B46A20B		Flexible Coupling Kit	510597S
316i							
1.6 (73 kw)	1991.03-1993.08		Centre	Saloon RWD M40B164E1		Center Bearing Support	510659
	1991.03-1993.08		-	Saloon RWD M40B164E1		Flexible Coupling	510597
	1991.03-1993.08		-	Saloon RWD M40B164E1		Flexible Coupling	510641
	1991.03-1993.08		-	Saloon RWD M40B164E1		Flexible Coupling Kit	510597S
1.6 (75 kw)	1993.09-1998.05		Centre	Saloon RWD M43B164E2		Center Bearing Support	510659
	1993.09-1998.05		-	Saloon RWD M43B164E2		Flexible Coupling	510597
	1993.09-1998.05		-	Saloon RWD M43B164E2		Flexible Coupling	510641
1.6 (100 kw)	2012.07-2016.08		Centre	Saloon RWD N13B16A		Center Bearing Support	530151
	2012.07-2016.08		-	Saloon RWD N13B16A		Flexible Coupling	510596
	2012.07-2016.08		-	Saloon RWD N13B16A		Flexible Coupling	510597
	2012.07-2016.08		-	Saloon RWD N13B16A		Flexible Coupling	537625
	2012.07-2016.08		-	Saloon RWD N13B16A		Flexible Coupling Kit	510596S
	2012.07-2016.08		-	Saloon RWD N13B16A		Flexible Coupling Kit	537625S
316i Touring							
1.6 (75 kw)	1991.09-1994.06		Centre	Estate RWD M40B164E1		Center Bearing Support	510599
	1991.09-1994.06		-	Estate RWD M40B164E1		Flexible Coupling	510641
318i							
1.8 (103 kw)	1993.09-1995.12		Centre	Saloon RWD M42B184S1		Center Bearing Support	510659
	1993.09-1995.12		-	Saloon RWD M42B184S1		Flexible Coupling	510597
	1993.09-1995.12		-	Saloon RWD M42B184S1		Flexible Coupling	510641
	1993.09-1995.12		-	Saloon RWD M42B184S1		Flexible Coupling Kit	510597S
	1993.09-1995.12		-	Saloon RWD M42B184S1		Flexible Coupling Kit	510641S




		TRANSM.	FITTING POSITION	BODY STYLE & DRIVE TYPE & ENGINE	REMARKS		GSP Ref.
YEAR						PRODUCT	
BMW							
318i Compact							
1.9 (103 kw)	1996.01-1999.01		Centre	Hatchback RWD M44B194S1		Center Bearing Support	510659
	1996.01-1999.01		-	Hatchback RWD M44B194S1		Flexible Coupling	510597
	1996.01-1999.01		-	Hatchback RWD M44B194S1		Flexible Coupling	510641
	1996.01-1999.01		-	Hatchback RWD M44B194S1		Flexible Coupling Kit	510597S
	1996.01-1999.01		-	Hatchback RWD M44B194S1		Flexible Coupling Kit	510641S
320i							
2.0 (110 kw)	2004.12-2007.08	AT	-	Saloon RWD N46B20B/N46B20C/N46B20CB		Propshaft	PS900125
	2004.12-2007.08		Centre	Saloon RWD N46B20B/N46B20C/N46B20CB		Center Bearing Support	530151
	2004.12-2007.08		-	Saloon RWD N46B20B/N46B20C/N46B20CB		Flexible Coupling	510596
2.0 (115 kw)	2007.02-2011.12	AT	-	Saloon RWD N46B20B/N46B20C		Propshaft	PS900125
	2007.02-2011.12		-	Saloon RWD N46B20B/N46B20C		Flexible Coupling	510596
	2007.02-2011.12		-	Saloon RWD N46B20B/N46B20C		Flexible Coupling	510641
2.0 (135 kw)	2012.03-2018.10		Centre	Saloon RWD N20B20A/N20B20B		Center Bearing Support	530151
	2012.03-2018.10		-	Saloon RWD N20B20A/N20B20B		Flexible Coupling	510596
	2012.03-2018.10		-	Saloon RWD N20B20A/N20B20B		Flexible Coupling	510597
	2012.03-2018.10		-	Saloon RWD N20B20A/N20B20B		Flexible Coupling	537625
	2012.03-2018.10		-	Saloon RWD N20B20A/N20B20B		Flexible Coupling Kit	510596S
	2012.03-2018.10		-	Saloon RWD N20B20A/N20B20B		Flexible Coupling Kit	537625S
2.2 (125 kw)	2000.09-2005.02	MT	-	Saloon RWD M54B226S1		Propshaft	PS900114
	2000.09-2005.02		Centre	Saloon RWD M54B226S1		Center Bearing Support	512301
	2000.09-2005.02		-	Saloon RWD M54B226S1		Flexible Coupling	510596
	2000.09-2005.02		-	Saloon RWD M54B226S1		Flexible Coupling	510597
	2000.09-2005.02		-	Saloon RWD M54B226S1		Flexible Coupling Kit	510596S
	2000.09-2005.02		-	Saloon RWD M54B226S1		Flexible Coupling Kit	510597S
320i Gran Turismo							
2.0 (135 kw)	2013.03-2017.05		-	Hatchback RWD N20B20A/N20B20B		Flexible Coupling	510596
	2013.03-2017.05		-	Hatchback RWD N20B20A/N20B20B		Flexible Coupling	510597
	2013.03-2017.05		-	Hatchback RWD N20B20A/N20B20B		Flexible Coupling	537625
	2013.03-2017.05		-	Hatchback RWD N20B20A/N20B20B		Flexible Coupling Kit	510596S
	2013.03-2017.05		-	Hatchback RWD N20B20A/N20B20B		Flexible Coupling Kit	537625S
320i xDrive							
2.0 (135 kw)	2012.07-2018.10	AT/MT	-	Saloon 4WD N20B20A/N20B20B		Propshaft	PS900112
	2012.07-2018.10		Centre	Saloon 4WD N20B20A/N20B20B		Center Bearing Support	530151
	2012.07-2018.10		-	Saloon 4WD N20B20A/N20B20B		Flexible Coupling	537625
	2012.07-2018.10		-	Saloon 4WD N20B20A/N20B20B		Flexible Coupling	517955
	2012.07-2018.10		-	Saloon 4WD N20B20A/N20B20B		Flexible Coupling Kit	537625S
	2012.07-2018.10		-	Saloon 4WD N20B20A/N20B20B		Flexible Coupling Kit	517955S
323i							
2.5 (125 kw)	1995.05-1998.11		Centre	Saloon RWD M52B256S3		Center Bearing Support	510659
	1995.05-1998.11		-	Saloon RWD M52B256S3		Flexible Coupling	510596
	1995.05-1998.11		-	Saloon RWD M52B256S3		Flexible Coupling	510597
	1995.05-1998.11		-	Saloon RWD M52B256S3		Flexible Coupling Kit	510597S
	1998.03-2000.09	AT	-	Saloon RWD M52B256S4		Propshaft	PS900113
	1998.03-2000.09	MT	-	Saloon RWD M52B256S4		Propshaft	PS900114
	1998.03-2000.09		Centre	Saloon RWD M52B256S4		Center Bearing Support	512301
	1998.03-2000.09		-	Saloon RWD M52B256S4		Flexible Coupling	510596
	1998.03-2000.09		-	Saloon RWD M52B256S4		Flexible Coupling	510597
	1998.03-2000.09		-	Saloon RWD M52B256S4		Flexible Coupling Kit	510597S
323i Compact							
2.5 (125 kw)	1997.09-2000.08		Centre	Hatchback RWD M52B256S3		Center Bearing Support	510659
	1997.09-2000.08		-	Hatchback RWD M52B256S3		Flexible Coupling	510596
	1997.09-2000.08		-	Hatchback RWD M52B256S3		Flexible Coupling	510597
	1997.09-2000.08		-	Hatchback RWD M52B256S3		Flexible Coupling Kit	510597S
323i Touring							
2.5 (125 kw)	1995.12-1999.04		Centre	Estate RWD M52B256S3		Center Bearing Support	510659
	1995.12-1999.04		-	Estate RWD M52B256S3		Flexible Coupling	510596
325i							
2.5 (141 kw)	1990.09-1995.07		Centre	Saloon RWD M50B256S1/M50B256S2		Center Bearing Support	510659
	1990.09-1995.07		-	Saloon RWD M50B256S1/M50B256S2		Flexible Coupling	510596
	1990.09-1995.07		-	Saloon RWD M50B256S1/M50B256S2		Flexible Coupling	510597
	1990.09-1995.07		-	Saloon RWD M50B256S1/M50B256S2		Flexible Coupling Kit	510597S
	2000.09-2005.02	AT	-	Saloon RWD M54B256S5		Propshaft	PS900113
	2000.09-2005.02	MT	-	Saloon RWD M54B256S5		Propshaft	PS900114
	2000.09-2005.02		Centre	Saloon RWD M54B256S5		Center Bearing Support	512301




	 YEAR	TRANSM.	FITTING POSITION	BODY STYLE & DRIVE TYPE & ENGINE	REMARKS	 PRODUCT	GSP Ref.
BMW 325i							
2.5 (141 kw)	2000.09-2005.02		-	Saloon RWD M54B256S5		Flexible Coupling	510596
	2000.09-2005.02		-	Saloon RWD M54B256S5		Flexible Coupling	510597
	2000.09-2005.02		-	Saloon RWD M54B256S5		Flexible Coupling Kit	510596S
	2000.09-2005.02		-	Saloon RWD M54B256S5		Flexible Coupling Kit	510597S
2.5 (160 kw)	2004.12-2011.12	AT	-	Saloon RWD N52B25A/N52B25B/N52B25BF		Propshaft	PS900117
	2004.12-2011.12		Centre	Saloon RWD N52B25A/N52B25B/N52B25BF		Center Bearing Support	530151
	2004.12-2011.12		-	Saloon RWD N52B25A/N52B25B/N52B25BF		Flexible Coupling	510596
	2004.12-2011.12		-	Saloon RWD N52B25A/N52B25B/N52B25BF		Flexible Coupling Kit	510596S
325i Cabrio							
2.5 (141 kw)	1993.03-1995.02		Centre	Cabriolet RWD M50B256S2		Center Bearing Support	510659
	1993.03-1995.02		-	Cabriolet RWD M50B256S2		Flexible Coupling	510596
	1993.03-1995.02		-	Cabriolet RWD M50B256S2		Flexible Coupling	510597
	1993.03-1995.02		-	Cabriolet RWD M50B256S2		Flexible Coupling Kit	510597S
328i							
2.0 (180 kw)	2011.11-2018.10		Centre	Saloon RWD N20B20A/N26B20A		Center Bearing Support	530151
	2011.11-2018.10		-	Saloon RWD N20B20A/N26B20A		Flexible Coupling	510596
	2011.11-2018.10		-	Saloon RWD N20B20A/N26B20A		Flexible Coupling	537625
	2011.11-2018.10		-	Saloon RWD N20B20A/N26B20A		Flexible Coupling Kit	510596S
	2011.11-2018.10		-	Saloon RWD N20B20A/N26B20A		Flexible Coupling Kit	537625S
2.8 (142 kw)	1995.01-1998.04		Centre	Saloon RWD M52B286S1		Center Bearing Support	510659
	1995.01-1998.04		-	Saloon RWD M52B286S1		Flexible Coupling	510596
	1997.12-2000.05	AT	-	Saloon RWD M52B286S2		Propshaft	PS900113
	1997.12-2000.05		Centre	Saloon RWD M52B286S2		Center Bearing Support	512301
	1997.12-2000.05		-	Saloon RWD M52B286S2		Flexible Coupling	510596
328i Coupe							
2.8 (142 kw)	1995.01-1999.04		Centre	Coupe RWD M52B286S1		Center Bearing Support	510659
	1995.01-1999.04		-	Coupe RWD M52B286S1		Flexible Coupling	510596
328i Touring							
2.8 (142 kw)	1995.02-1999.04		Centre	Estate RWD M52B286S1		Center Bearing Support	510659
	1995.02-1999.04		-	Estate RWD M52B286S1		Flexible Coupling	510596
328i xDrive							
2.0 (180 kw)	2012.07-2016.08	AT/MT	-	Saloon 4WD N20B20A		Propshaft	PS900112
	2012.07-2016.08		Centre	Saloon 4WD N20B20A		Center Bearing Support	530151
	2012.07-2016.08		-	Saloon 4WD N20B20A		Flexible Coupling	537625
	2012.07-2016.08		-	Saloon 4WD N20B20A		Flexible Coupling	517955
	2012.07-2016.08		-	Saloon 4WD N20B20A		Flexible Coupling Kit	537625S
	2012.07-2016.08		-	Saloon 4WD N20B20A		Flexible Coupling Kit	517955S
330i							
3.0 (170 kw)	2000.06-2005.02		Centre	Saloon RWD M54B306S3		Center Bearing Support	512301
	2000.06-2005.02		-	Saloon RWD M54B306S3		Flexible Coupling	510596
	2000.06-2005.02		-	Saloon RWD M54B306S3		Flexible Coupling Kit	510596S
3.0 (190 kw)	2004.12-2011.10		Centre	Saloon RWD N52B30A/N52B30BF		Center Bearing Support	530151
	2004.12-2011.10		-	Saloon RWD N52B30A/N52B30BF		Flexible Coupling	510596
	2004.12-2011.10		-	Saloon RWD N52B30A/N52B30BF		Flexible Coupling	533878
	2004.12-2011.10		-	Saloon RWD N52B30A/N52B30BF		Flexible Coupling Kit	510596S
330i Cabrio							
3.0 (170 kw)	2000.06-2006.08		Centre	Cabriolet RWD M54B306S3		Center Bearing Support	512301
	2000.06-2006.08		-	Cabriolet RWD M54B306S3		Flexible Coupling	510596
	2000.06-2006.08		-	Cabriolet RWD M54B306S3		Flexible Coupling Kit	510596S
335i							
3.0 (225 kw)	2006.09-2011.12		Centre	Saloon RWD N54B30A/N55B30A		Center Bearing Support	530151
	2006.09-2011.12		Centre	Saloon RWD N54B30A/N55B30A		Center Bearing Support	530152
	2006.09-2011.12		-	Saloon RWD N54B30A/N55B30A		Flexible Coupling	517955
	2006.09-2011.12		-	Saloon RWD N54B30A/N55B30A		Flexible Coupling Kit	517955S
335i Cabrio							
3.0 (225 kw)	2006.12-2013.10		Centre	Cabriolet RWD N54B30A/N55B30A		Center Bearing Support	530151
	2006.12-2013.10		Centre	Cabriolet RWD N54B30A/N55B30A		Center Bearing Support	530152
	2006.12-2013.10		-	Cabriolet RWD N54B30A/N55B30A		Flexible Coupling	517955
	2006.12-2013.10		-	Cabriolet RWD N54B30A/N55B30A		Flexible Coupling Kit	517955S
420i Cabrio							
2.0 (135 kw)	2014.07-2016.02		-	Cabriolet RWD N20B20B		Flexible Coupling	510596
	2014.07-2016.02		-	Cabriolet RWD N20B20B		Flexible Coupling	510597
	2014.07-2016.02		-	Cabriolet RWD N20B20B		Flexible Coupling	537625
	2014.07-2016.02		-	Cabriolet RWD N20B20B		Flexible Coupling Kit	537625S



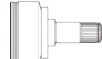
	 YEAR	TRANSM.	FITTING POSITION	BODY STYLE & DRIVE TYPE & ENGINE	REMARKS	 PRODUCT	GSP Ref.
BMW							
428i Cabrio							
2.0 (180 kw)	2013.11-2017.02		-	Cabriolet RWD N20B20A/N26B20A		Flexible Coupling	510596
	2013.11-2017.02		-	Cabriolet RWD N20B20A/N26B20A		Flexible Coupling	537625
	2013.11-2017.02		-	Cabriolet RWD N20B20A/N26B20A		Flexible Coupling Kit	537625S
428i Coupe							
2.0 (180 kw)	2013.07-2017.12		-	Coupe RWD N20B20A/N26B20A		Flexible Coupling	510596
	2013.07-2017.12		-	Coupe RWD N20B20A/N26B20A		Flexible Coupling	537625
	2013.07-2017.12		-	Coupe RWD N20B20A/N26B20A		Flexible Coupling Kit	537625S
428i Gran Coupe							
2.0 (180 kw)	2014.03-2016.02		-	Coupe RWD N20B20A		Flexible Coupling	510596
	2014.03-2016.02		-	Coupe RWD N20B20A		Flexible Coupling	537625
	2014.03-2016.02		-	Coupe RWD N20B20A		Flexible Coupling Kit	537625S
430i Cabrio							
2.0 (185 kw)	2016.03-		-	Cabriolet RWD B48B20B		Flexible Coupling	510596
	2016.03-		-	Cabriolet RWD B48B20B		Flexible Coupling	537625
	2016.03-		-	Cabriolet RWD B48B20B		Flexible Coupling Kit	537625S
430i Gran Coupe							
2.0 (185 kw)	2016.03-		-	Coupe RWD B48B20B		Flexible Coupling	510596
	2016.03-		-	Coupe RWD B48B20B		Flexible Coupling	537625
	2016.03-		-	Coupe RWD B48B20B		Flexible Coupling Kit	537625S
435i Coupe							
3.0 (225 kw)	2013.07-2016.02		-	Coupe RWD N55B30A		Flexible Coupling	517955
	2013.07-2016.02		-	Coupe RWD N55B30A		Flexible Coupling Kit	517955S
525i							
2.5 (141 kw)	1990.03-1995.08		Centre	Saloon RWD M50B256S1/M50B256S2		Center Bearing Support	510599
	1990.03-1995.08		-	Saloon RWD M50B256S1/M50B256S2		Flexible Coupling	510596
	2000.09-2003.06		Centre	Saloon RWD M54B256S5		Center Bearing Support	510659
	2000.09-2003.06		-	Saloon RWD M54B256S5		Flexible Coupling	510596
	2000.09-2003.06		-	Saloon RWD M54B256S5		Flexible Coupling	510597
	2003.09-2005.02	AT	-	Saloon RWD M54B256S5		Propshaft	PS900127
	2003.09-2005.02		Centre	Saloon RWD M54B256S5		Center Bearing Support	513771
	2003.09-2005.02		-	Saloon RWD M54B256S5		Flexible Coupling	533422
2003.09-2005.02		-	Saloon RWD M54B256S5		Flexible Coupling Kit	533422S	
528i							
2.0 (180 kw)	2011.09-2016.10		Centre	Saloon RWD N20B20A		Center Bearing Support	531014
	2011.09-2016.10		-	Saloon RWD N20B20A		Flexible Coupling	510596
	2011.09-2016.10		-	Saloon RWD N20B20A		Flexible Coupling	533422
	2011.09-2016.10		-	Saloon RWD N20B20A		Flexible Coupling	537625
	2011.09-2016.10		-	Saloon RWD N20B20A		Flexible Coupling Kit	533422S
	2011.09-2016.10		-	Saloon RWD N20B20A		Flexible Coupling Kit	537625S
2.8 (142 kw)	1995.09-2000.08		Centre	Saloon RWD M52B286S1/M52B286S2		Center Bearing Support	510659
	1995.09-2000.08		Centre	Saloon RWD M52B286S1/M52B286S2		Center Bearing Support	517185
	1995.09-2000.08		-	Saloon RWD M52B286S1/M52B286S2		Flexible Coupling	510596
528i xDrive							
2.0 (180 kw)	2011.09-2016.10		Centre	Saloon 4WD N20B20A		Center Bearing Support	531013
	2011.09-2016.10		-	Saloon 4WD N20B20A		Flexible Coupling	537631
	2011.09-2016.10		-	Saloon 4WD N20B20A		Flexible Coupling	517955
530i							
2.0 (185 kw)	2016.09-2020.06		-	Saloon RWD B46B20B/B48B20B		Flexible Coupling	537625
3.0 (170 kw)	2000.09-2003.06		Centre	Saloon RWD M54B306S3		Center Bearing Support	510659
	2000.09-2003.06		-	Saloon RWD M54B306S3		Flexible Coupling	510596
	2003.07-2005.03		Centre	Saloon RWD M54B306S3		Center Bearing Support	513771
	2003.07-2005.03		-	Saloon RWD M54B306S3		Flexible Coupling	533422
	2003.07-2005.03		-	Saloon RWD M54B306S3		Flexible Coupling Kit	533422S
3.0 (190 kw)	2005.03-2007.03		Centre	Saloon RWD N52B30A/N52B30BF		Center Bearing Support	513771
	2005.03-2007.03		-	Saloon RWD N52B30A/N52B30BF		Flexible Coupling	533422
	2005.03-2007.03		-	Saloon RWD N52B30A/N52B30BF		Flexible Coupling Kit	533422S
535i							
3.0 (225 kw)	2010.01-2016.10		Centre	Saloon RWD N55B30A		Center Bearing Support	531018
	2010.01-2016.10		-	Saloon RWD N55B30A		Flexible Coupling	517955
	2010.01-2016.10		-	Saloon RWD N55B30A		Flexible Coupling Kit	517955S
535i Gran Turismo							
3.0 (225 kw)	2009.09-2017.02		Centre	Hatchback RWD N55B30A		Center Bearing Support	531018
	2009.09-2017.02		-	Hatchback RWD N55B30A		Flexible Coupling	517955
	2009.09-2017.02		-	Hatchback RWD N55B30A		Flexible Coupling Kit	517955S



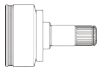
	 YEAR	TRANSM.	FITTING POSITION	BODY STYLE & DRIVE TYPE & ENGINE	REMARKS	 PRODUCT	GSP Ref.
BMW							
535i xDrive Gran Turismo							
3.0 (225 kw)	2010.09-2017.02		Centre	Hatchback 4WD N55B30A		Center Bearing Support	531014
	2010.09-2017.02		-	Hatchback 4WD N55B30A		Flexible Coupling	517955
540i							
3.0 (250 kw)	2016.09-2020.06		-	Saloon RWD B58B30A		Flexible Coupling	517955
4.0 (210 kw)	1992.09-1995.12		Centre	Saloon RWD M60B408S1		Center Bearing Support	512692
	1992.09-1995.12		-	Saloon RWD M60B408S1		Flexible Coupling	510663
4.0 (220 kw)	2005.09-2007.02		-	Saloon RWD N62B40A		Flexible Coupling Kit	530758S
	2005.09-2007.02		-	Saloon RWD N62B40A		Flexible Coupling Kit	517955S
4.4 (210 kw)	1996.03-2003.06		-	Saloon RWD M62B448S1/M62B448S2		Flexible Coupling	510663
540i Touring							
4.0 (210 kw)	1993.09-1996.07		Centre	Estate RWD M60B408S1		Center Bearing Support	512692
	1993.09-1996.07		-	Estate RWD M60B408S1		Flexible Coupling	510663
4.4 (210 kw)	1997.04-2003.12		-	Estate RWD M62B448S1/M62B448S2		Flexible Coupling	510663
545i							
4.4 (245 kw)	2003.09-2005.08		Centre	Saloon RWD N62B44A		Center Bearing Support	513772
	2003.09-2005.08		-	Saloon RWD N62B44A		Flexible Coupling	517956
	2003.09-2005.08		-	Saloon RWD N62B44A		Flexible Coupling	530758
	2003.09-2005.08		-	Saloon RWD N62B44A		Flexible Coupling	537669
	2003.09-2005.08		-	Saloon RWD N62B44A		Flexible Coupling	537668
550i							
4.4 (300 kw)	2010.03-2013.06		-	Saloon RWD N63B44A		Flexible Coupling	537668
4.8 (270 kw)	2005.09-2009.12		Centre	Saloon RWD N62B48B		Center Bearing Support	513771
	2005.09-2009.12		Centre	Saloon RWD N62B48B		Center Bearing Support	513772
	2005.09-2009.12		-	Saloon RWD N62B48B		Flexible Coupling	530758
	2005.09-2009.12		-	Saloon RWD N62B48B		Flexible Coupling	517955
	2005.09-2009.12		-	Saloon RWD N62B48B		Flexible Coupling Kit	530758S
	2005.09-2009.12		-	Saloon RWD N62B48B		Flexible Coupling Kit	517955S
640i Coupe							
3.0 (235 kw)	2011.07-2017.10		Centre	Coupe RWD N55B30A		Center Bearing Support	531018
	2011.07-2017.10		-	Coupe RWD N55B30A		Flexible Coupling	517955
	2011.07-2017.10		-	Coupe RWD N55B30A		Flexible Coupling Kit	517955S
645i Coupe							
4.4 (245 kw)	2003.09-2005.08		Centre	Coupe RWD N62B44A		Center Bearing Support	513772
	2003.09-2005.08		-	Coupe RWD N62B44A		Flexible Coupling	517956
	2003.09-2005.08		-	Coupe RWD N62B44A		Flexible Coupling	530758
	2003.09-2005.08		-	Coupe RWD N62B44A		Flexible Coupling	537669
	2003.09-2005.08		-	Coupe RWD N62B44A		Flexible Coupling	537668
650i Coupe							
4.4 (300 kw)	2011.07-2012.06		-	Coupe RWD N63B44A		Flexible Coupling	537668
	2011.07-2012.06		-	Coupe RWD N63B44A		Flexible Coupling Kit	537668S
4.4 (330 kw)	2012.07-2017.10		-	Coupe RWD N63B44B		Flexible Coupling	537668
4.8 (270 kw)	2005.09-2010.08		Centre	Coupe RWD N62B48B		Center Bearing Support	513772
	2005.09-2010.08		-	Coupe RWD N62B48B		Flexible Coupling	530758
	2005.09-2010.08		-	Coupe RWD N62B48B		Flexible Coupling	537669
	2005.09-2010.08		-	Coupe RWD N62B48B		Flexible Coupling	517955
	2005.09-2010.08		-	Coupe RWD N62B48B		Flexible Coupling Kit	530758S
	2005.09-2010.08		-	Coupe RWD N62B48B		Flexible Coupling Kit	517955S
650i Gran Coupe							
4.4 (330 kw)	2012.07-2018.10		-	Coupe RWD N63B44B		Flexible Coupling	537668
	2012.07-2018.10		-	Coupe RWD N63B44B		Flexible Coupling Kit	537668S
650i xDrive Coupe							
4.4 (300 kw)	2011.09-2015.02		-	Coupe 4WD N63B44A		Flexible Coupling	517955
	2011.09-2015.02		-	Coupe 4WD N63B44A		Flexible Coupling Kit	517955S
740i							
4.0 (210 kw)	1992.05-1994.03		Centre	Saloon RWD M60B408S1		Center Bearing Support	512692
	1992.05-1994.03		-	Saloon RWD M60B408S1		Flexible Coupling	510663
	1994.03-1996.02		Centre	Saloon RWD M60B408S1		Center Bearing Support	510658
	1994.03-1996.02		-	Saloon RWD M60B408S1		Flexible Coupling	510663
4.4 (210 kw)	1996.02-2001.07		Centre	Saloon RWD M62B448S1/M62B448S2		Center Bearing Support	510658
	1996.02-2001.07		-	Saloon RWD M62B448S1/M62B448S2		Flexible Coupling	510663
745i							
4.4 (245 kw)	2001.07-2005.03	AT	-	Saloon RWD N62B44A		Propshaft	PS900143
	2001.07-2005.03		-	Saloon RWD N62B44A		Flexible Coupling	517956
	2001.07-2005.03		-	Saloon RWD N62B44A		Flexible Coupling	530160




	 YEAR	TRANSM.	FITTING POSITION	BODY STYLE & DRIVE TYPE & ENGINE	REMARKS	 PRODUCT	GSP Ref.
BMW							
745i							
4.4 (245 kw)	2001.07-2005.03		-	Saloon RWD N62B44A		Flexible Coupling Kit	530160S
	2002.01-2005.03	AT	-	Saloon RWD N62B44A		Propshaft	PS900143
	2002.01-2005.03		-	Saloon RWD N62B44A		Flexible Coupling	517956
	2002.01-2005.03		-	Saloon RWD N62B44A		Flexible Coupling	530160
	2002.01-2005.03		-	Saloon RWD N62B44A		Flexible Coupling Kit	530160S
750i							
4.4 (300 kw)	2008.09-2012.06		-	Saloon RWD N63B44A		Flexible Coupling	537668
	2008.09-2012.06		-	Saloon RWD N63B44A		Flexible Coupling Kit	537668S
4.4 (331 kw)	2012.07-2015.06		-	Saloon RWD N63B44B		Flexible Coupling Kit	537668S
	2012.07-2015.08		-	Saloon RWD N63B44B		Flexible Coupling Kit	537668S
4.8 (270 kw)	2005.03-2008.08	AT	-	Saloon RWD N62B48B		Propshaft	PS900143
	2005.03-2008.08		-	Saloon RWD N62B48B		Flexible Coupling	530758
	2005.03-2008.08		-	Saloon RWD N62B48B		Flexible Coupling Kit	530758S
5.0 (220 kw)	1987.09-1994.12		Centre	Saloon RWD M70B5012A		Center Bearing Support	512692
5.4 (240 kw)	1994.11-2001.07		Centre	Saloon RWD M73B54121/M73B54122		Center Bearing Support	510658
	1994.11-2001.07		-	Saloon RWD M73B54121/M73B54122		Flexible Coupling	510663
750i xDrive							
4.4 (300 kw)	2009.09-2012.06	AT	-	Saloon 4WD N63B44A		Propshaft	PS900138
	2009.09-2012.06		-	Saloon 4WD N63B44A		Flexible Coupling	517955
760i							
6.0 (327 kw)	2003.01-2008.08	AT	-	Saloon RWD N73B60A/N73B60B		Propshaft	PS900145
	2003.01-2008.08		-	Saloon RWD N73B60A/N73B60B		Flexible Coupling	537669
840i							
4.4 (210 kw)	1996.03-1999.06		-	Coupe RWD M62B448S1		Flexible Coupling	510663
M Coupe							
3.0 (250 kw)	2011.03-2012.06		-	Coupe RWD N54B30A		Flexible Coupling	517955
	2011.03-2012.06		-	Coupe RWD N54B30A		Flexible Coupling Kit	517955S
M135i							
3.0 (235 kw)	2012.07-2015.02		-	Hatchback RWD N55B30A		Flexible Coupling	517955
	2012.07-2015.02		-	Hatchback RWD N55B30A		Flexible Coupling Kit	517955S
3.0 (240 kw)	2015.03-2016.06		-	Hatchback RWD N55B30A		Flexible Coupling	517955
	2015.03-2016.06		-	Hatchback RWD N55B30A		Flexible Coupling Kit	517955S
M140i							
3.0 (250 kw)	2016.07-2019.06		-	Hatchback RWD B58B30A		Flexible Coupling	517955
	2016.07-2019.06		-	Hatchback RWD B58B30A		Flexible Coupling Kit	517955S
M235i Coupe							
3.0 (240 kw)	2013.10-		-	Coupe RWD N55B30A		Flexible Coupling	517955
	2013.10-		-	Coupe RWD N55B30A		Flexible Coupling Kit	517955S
M340i xDrive							
3.0 (285 kw)	2019.03-		-	Saloon 4WD B58B30B		Flexible Coupling	537631
	2019.03-		-	Saloon 4WD B58B30B		Flexible Coupling	537625
X1 sDrive 18i							
2.0 (100 kw)	2010.03-2015.06	AT	-	SUV RWD N46B20B		Propshaft	PS900125
	2010.03-2015.06		-	SUV RWD N46B20B		Flexible Coupling	510596
	2010.03-2015.06		-	SUV RWD N46B20B		Flexible Coupling	510641
	2010.03-2015.06		-	SUV RWD N46B20B		Flexible Coupling Kit	537625S
2.0 (110 kw)	2010.03-2015.06	AT	-	SUV RWD N46B20B/N46B20BD		Propshaft	PS900125
	2010.03-2015.06		Centre	SUV RWD N46B20B/N46B20BD		Center Bearing Support	530151
	2010.03-2015.06		-	SUV RWD N46B20B/N46B20BD		Flexible Coupling	510596
	2010.03-2015.06		-	SUV RWD N46B20B/N46B20BD		Flexible Coupling	510641
	2010.03-2015.06		-	SUV RWD N46B20B/N46B20BD		Flexible Coupling	537625
	2010.03-2015.06		-	SUV RWD N46B20B/N46B20BD		Flexible Coupling Kit	510596S
	2010.03-2015.06		-	SUV RWD N46B20B/N46B20BD		Flexible Coupling Kit	510641S
2010.03-2015.06		-	SUV RWD N46B20B/N46B20BD		Flexible Coupling Kit	537625S	
X1 sDrive 20i							
2.0 (135 kw)	2011.09-2015.06		Centre	SUV RWD N20B20A		Center Bearing Support	530151
	2011.09-2015.06		-	SUV RWD N20B20A		Flexible Coupling	510596
	2011.09-2015.06		-	SUV RWD N20B20A		Flexible Coupling	533878
	2011.09-2015.06		-	SUV RWD N20B20A		Flexible Coupling Kit	510596S
X1 xDrive 25i							
2.0 (170 kw)	2015.07-		-	SUV 4WD B46A20B/B48A20B		Flexible Coupling	510597
X1 xDrive 28i							
2.0 (180 kw)	2011.03-2015.06	AT	-	SUV 4WD N20B20A		Propshaft	PS900124
	2011.03-2015.06		Centre	SUV 4WD N20B20A		Center Bearing Support	530151




	 YEAR	TRANSM.	FITTING POSITION	BODY STYLE & DRIVE TYPE & ENGINE	REMARKS	 PRODUCT	GSP Ref.
BMW							
X1 xDrive 28i							
2.0 (180 kw)	2011.03-2015.06		-	SUV 4WD N20B20A		Flexible Coupling	517956
3.0 (190 kw)	2009.09-2011.08	AT	-	SUV 4WD N52B30A		Propshaft	PS900124
	2009.09-2011.08		Centre	SUV 4WD N52B30A		Center Bearing Support	530151
X3							
2.5 (141 kw)	2004.03-2006.07	AT/MT	-	SUV 4WD M54B256S5		Propshaft	PS900122
	2004.03-2006.07	AT/MT	-	SUV 4WD M54B256S5		Propshaft	PS900153
	2004.03-2006.07		Centre	SUV 4WD M54B256S5		Center Bearing Support	513771
	2004.03-2006.07		-	SUV 4WD M54B256S5		Flexible Coupling	537631
3.0 (170 kw)	2003.09-2006.07	AT/MT	-	SUV 4WD M54B306S3		Propshaft	PS900122
	2003.09-2006.07	AT/MT	-	SUV 4WD M54B306S3		Propshaft	PS900153
	2003.09-2006.07	AT	-	SUV 4WD M54B306S3		Propshaft	PS900157
	2003.09-2006.07		Centre	SUV 4WD M54B306S3		Center Bearing Support	513771
	2003.09-2006.07		-	SUV 4WD M54B306S3		Flexible Coupling	537631
X3 xDrive 20i							
2.0 (135 kw)	2011.10-2017.08	AT/MT	-	SUV 4WD N20B20A		Propshaft	PS900161
	2011.10-2017.08	6MT/8AT	-	SUV 4WD N20B20A		Propshaft	PS900164
	2011.10-2017.08		-	SUV 4WD N20B20A		Flexible Coupling	510596
X3 xDrive 28i							
2.0 (180 kw)	2012.04-2017.08	AT/MT	-	SUV 4WD N20B20A		Propshaft	PS900161
	2012.04-2017.08	8AT	-	SUV 4WD N20B20A		Propshaft	PS900164
	2012.04-2017.08		-	SUV 4WD N20B20A		Flexible Coupling	510596
3.0 (190 kw)	2011.01-2012.10	AT/MT	-	SUV 4WD N52B30A/N52B30AF/N52B30BF		Propshaft	PS900161
	2011.01-2012.10	6AT/8AT	-	SUV 4WD N52B30A/N52B30AF/N52B30BF		Propshaft	PS900164
	2011.01-2012.10		Centre	SUV 4WD N52B30A/N52B30AF/N52B30BF		Center Bearing Support	530151
	2011.01-2012.10		-	SUV 4WD N52B30A/N52B30AF/N52B30BF		Flexible Coupling	510596
X3 xDrive 30i							
2.0 (185 kw)	2017.08-		-	SUV 4WD B48B20B		Flexible Coupling	537849
X3 xDrive 35i							
3.0 (225 kw)	2010.09-2017.08	AT/MT	-	SUV 4WD N55B30A		Propshaft	PS900161
	2010.09-2017.08	8AT	-	SUV 4WD N55B30A		Propshaft	PS900164
	2010.09-2017.08		Centre	SUV 4WD N55B30A		Center Bearing Support	530151
	2010.09-2017.08		-	SUV 4WD N55B30A		Flexible Coupling	510596
X3 xDrive M40i							
3.0 (265 kw)	2017.08-		-	SUV 4WD B58B30A		Flexible Coupling	537849
X4 xDrive 28i							
2.0 (180 kw)	2014.04-2018.03	AT/MT	-	SUV 4WD N20B20A		Propshaft	PS900161
	2014.04-2018.03	8AT	-	SUV 4WD N20B20A		Propshaft	PS900164
	2014.04-2018.03		-	SUV 4WD N20B20A		Flexible Coupling	510596
X4 xDrive 30i							
2.0 (185 kw)	2018.04-		-	SUV 4WD B48B20B		Flexible Coupling	537849
X4 xDrive 35i							
3.0 (225 kw)	2014.04-2018.03	AT/MT	-	SUV 4WD N55B30A		Propshaft	PS900161
	2014.04-2018.03	8AT	-	SUV 4WD N55B30A		Propshaft	PS900164
	2014.04-2018.03		-	SUV 4WD N55B30A		Flexible Coupling	510596
X5							
3.0 (170 kw)	2000.04-2006.10	AT/MT	-	SUV 4WD M54B306S3		Propshaft	PS900149
	2000.04-2006.10		-	SUV 4WD M54B306S3		Propshaft	PS900630
	2000.04-2006.10	AT	-	SUV 4WD M54B306S3		Propshaft	PS900152
	2000.04-2006.10	AT/MT	-	SUV 4WD M54B306S3		Joint,propshaft	605057
	2000.04-2006.10		Centre	SUV 4WD M54B306S3		Center Bearing Support	514792
	2000.04-2006.10		-	SUV 4WD M54B306S3		Flexible Coupling	510596
	2000.04-2006.10		-	SUV 4WD M54B306S3		Flexible Coupling	510641
	2000.04-2006.10		-	SUV 4WD M54B306S3		Flexible Coupling	537631
	2000.04-2006.10		-	SUV 4WD M54B306S3		Flexible Coupling Kit	510596S
	2000.04-2006.10		-	SUV 4WD M54B306S3		Flexible Coupling Kit	537631S
	2000.04-2006.10		-	SUV 4WD M54B306S3		Flexible Coupling Kit	537798S
4.4 (210 kw)	2000.01-2003.09	5AT	-	SUV 4WD M62B448S2		Propshaft	PS900149
	2000.01-2003.09		-	SUV 4WD M62B448S2		Propshaft	PS900630
	2000.01-2003.09	AT/MT	-	SUV 4WD M62B448S2		Joint,propshaft	605057
	2000.01-2003.09		Centre	SUV 4WD M62B448S2		Center Bearing Support	514792
	2000.01-2003.09		-	SUV 4WD M62B448S2		Flexible Coupling	510596
	2000.01-2003.09		-	SUV 4WD M62B448S2		Flexible Coupling	510641
	2000.01-2003.09		-	SUV 4WD M62B448S2		Flexible Coupling	537631
	2000.01-2003.09		-	SUV 4WD M62B448S2		Flexible Coupling Kit	510596S



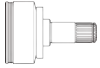
	 YEAR	TRANSM.	FITTING POSITION	BODY STYLE & DRIVE TYPE & ENGINE	REMARKS	 PRODUCT	GSP Ref.
BMW X5							
4.4 (210 kw)	2000.01-2003.09		-	SUV 4WD M62B448S2		Flexible Coupling Kit	537798S
4.4 (235 kw)	2003.10-2006.10	AT/MT	-	SUV 4WD N62B44A		Propshaft	PS900150
	2003.10-2006.10	AT	-	SUV 4WD N62B44A		Propshaft	PS900152
	2003.10-2006.10	AT/MT	-	SUV 4WD N62B44A		Joint,propshaft	605057
	2003.10-2006.10		Centre	SUV 4WD N62B44A		Center Bearing Support	514792
	2003.10-2006.10		-	SUV 4WD N62B44A		Flexible Coupling	510641
	2003.10-2006.10		-	SUV 4WD N62B44A		Flexible Coupling	537631
	2003.10-2006.10		-	SUV 4WD N62B44A		Flexible Coupling Kit	537631S
4.8 (261 kw)	2006.10-2008.09	AT	-	SUV 4WD N62B48B		Propshaft	PS900158
	2006.10-2008.09	AT	-	SUV 4WD N62B48B		Propshaft	PS900166
	2006.10-2008.09		Centre	SUV 4WD N62B48B		Center Bearing Support	530151
	2006.10-2008.09		-	SUV 4WD N62B48B		Flexible Coupling	510596
	2006.10-2008.09		-	SUV 4WD N62B48B		Flexible Coupling	537631
	2006.10-2008.09		-	SUV 4WD N62B48B		Flexible Coupling Kit	510596S
	2006.10-2008.09		-	SUV 4WD N62B48B		Flexible Coupling Kit	537631S
X5 xDrive 30d							
3.0 (190 kw)	2013.08-2018.07	AT	-	SUV 4WD N57D30A		Propshaft	PS900160
	2013.08-2018.07	AT	-	SUV 4WD N57D30A		Propshaft	PS900168
	2013.08-2018.07		Centre	SUV 4WD N57D30A		Center Bearing Support	530151
	2013.08-2018.07		-	SUV 4WD N57D30A		Flexible Coupling	510596
	2013.08-2018.07		-	SUV 4WD N57D30A		Flexible Coupling	537631
3.0 (195 kw)	2018.08-2020.07		-	SUV 4WD B57D30A		Flexible Coupling	517955
X5 xDrive 30i							
3.0 (200 kw)	2008.10-2010.03	6AT	-	SUV 4WD N52B30A		Propshaft	PS900155
	2008.10-2010.03		Centre	SUV 4WD N52B30A		Center Bearing Support	530151
	2008.10-2010.03		-	SUV 4WD N52B30A		Flexible Coupling	510596
X5 xDrive 35i							
3.0 (225 kw)	2010.04-2013.07	AT	-	SUV 4WD N55B30A		Propshaft	PS900160
	2010.04-2013.07	AT	-	SUV 4WD N55B30A		Propshaft	PS900168
	2010.04-2013.07		Centre	SUV 4WD N55B30A		Center Bearing Support	530151
	2010.04-2013.07		-	SUV 4WD N55B30A		Flexible Coupling	510596
	2010.04-2013.07		-	SUV 4WD N55B30A		Flexible Coupling	537631
	2013.12-2018.07	AT	-	SUV 4WD N55B30A		Propshaft	PS900160
	2013.12-2018.07	AT	-	SUV 4WD N55B30A		Propshaft	PS900168
	2013.12-2018.07		Centre	SUV 4WD N55B30A		Center Bearing Support	530151
	2013.12-2018.07		-	SUV 4WD N55B30A		Flexible Coupling	510596
	2013.12-2018.07		-	SUV 4WD N55B30A		Flexible Coupling	537631
X5 xDrive 48i							
4.8 (261 kw)	2008.10-2010.03	AT	-	SUV 4WD N62B48B		Propshaft	PS900158
	2008.10-2010.03	AT	-	SUV 4WD N62B48B		Propshaft	PS900166
	2008.10-2010.03		Centre	SUV 4WD N62B48B		Center Bearing Support	530151
	2008.10-2010.03		-	SUV 4WD N62B48B		Flexible Coupling	510596
X5 xDrive 50i							
4.4 (300 kw)	2010.04-2013.07	AT	-	SUV 4WD N63B44A		Propshaft	PS900159
	2010.04-2013.07	AT	-	SUV 4WD N63B44A		Propshaft	PS900168
	2010.04-2013.07		Centre	SUV 4WD N63B44A		Center Bearing Support	530151
	2010.04-2013.07		-	SUV 4WD N63B44A		Flexible Coupling	537631
4.4 (330 kw)	2013.08-2018.07	AT	-	SUV 4WD N63B44B		Propshaft	PS900168
	2013.08-2018.07		Centre	SUV 4WD N63B44B		Center Bearing Support	530151
X5 xDrive M50d							
3.0 (280 kw)	2013.12-2018.07		Centre	SUV 4WD N57D30C		Center Bearing Support	530151
	2013.12-2018.07		-	SUV 4WD N57D30C		Flexible Coupling	537631
	2013.12-2018.07		-	SUV 4WD N57D30C		Flexible Coupling	517955
3.0 (294 kw)	2018.08-		-	SUV 4WD B57D30C		Flexible Coupling	517955
X6 xDrive 35i							
3.0 (225 kw)	2008.01-2014.07	AT	-	SUV 4WD N54B30A/N55B30A		Propshaft	PS900168
	2008.01-2014.07		Centre	SUV 4WD N54B30A/N55B30A		Center Bearing Support	530151
	2008.01-2014.07		-	SUV 4WD N54B30A/N55B30A		Flexible Coupling	510641
	2008.01-2014.07		-	SUV 4WD N54B30A/N55B30A		Flexible Coupling	537631
	2008.01-2014.07		-	SUV 4WD N54B30A/N55B30A		Flexible Coupling Kit	537631S
	2014.08-2019.07	AT	-	SUV 4WD N55B30A		Propshaft	PS900160
	2014.08-2019.07	AT	-	SUV 4WD N55B30A		Propshaft	PS900168
	2014.08-2019.07		-	SUV 4WD N55B30A		Flexible Coupling	510596



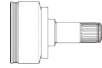
	 YEAR	TRANSM.	FITTING POSITION	BODY STYLE & DRIVE TYPE & ENGINE	REMARKS	 PRODUCT	GSP Ref.
BMW							
X6 xDrive 35i							
3.0 (225 kw)	2014.08-2019.07		-	SUV 4WD N55B30A		Flexible Coupling	537631
X6 xDrive 40i							
3.0 (250 kw)	2019.08-		-	SUV 4WD B58B30C		Flexible Coupling	537849
X6 xDrive 50i							
4.4 (300 kw)	2008.07-2014.07	AT	-	SUV 4WD N63B44A		Propshaft	PS900158
	2008.07-2014.07	AT	-	SUV 4WD N63B44A		Propshaft	PS900159
	2008.07-2014.07	AT	-	SUV 4WD N63B44A		Propshaft	PS900166
	2008.07-2014.07	AT	-	SUV 4WD N63B44A		Propshaft	PS900168
	2008.07-2014.07		Centre	SUV 4WD N63B44A		Center Bearing Support	530151
	2008.07-2014.07		-	SUV 4WD N63B44A		Flexible Coupling	537631
	2008.07-2014.07		-	SUV 4WD N63B44A		Flexible Coupling Kit	537631S
4.4 (330 kw)	2014.08-2019.07	AT	-	SUV 4WD N63B44B		Propshaft	PS900168
X7 xDrive 40i							
3.0 (250 kw)	2019.03-		-	SUV 4WD B58B30C		Flexible Coupling	537631
X7 xDrive M50i							
4.4 (390 kw)	2019.07-		-	SUV 4WD N63B44D		Flexible Coupling	517955
Z3 Cabrio							
1.9 (103 kw)	1995.11-1999.03		Centre	Cabriolet RWD M44B194S1		Center Bearing Support	510659
	1995.11-1999.03		-	Cabriolet RWD M44B194S1		Flexible Coupling	510597
	1995.11-1999.03		-	Cabriolet RWD M44B194S1		Flexible Coupling	510641
	1995.11-1999.03		-	Cabriolet RWD M44B194S1		Flexible Coupling Kit	510597S
2.8 (142 kw)	1996.11-2000.05		Centre	Cabriolet RWD M52B286S1		Center Bearing Support	510659
	1996.11-2000.05		-	Cabriolet RWD M52B286S1		Flexible Coupling	510596
	1996.11-2000.05		-	Cabriolet RWD M52B286S1		Flexible Coupling	510597
	1996.11-2000.05		-	Cabriolet RWD M52B286S1		Flexible Coupling Kit	510597S
3.0 (170 kw)	2000.06-2002.06		Centre	Cabriolet RWD M54B306S3		Center Bearing Support	510659
	2000.06-2002.06		-	Cabriolet RWD M54B306S3		Flexible Coupling	510596
Z4 Cabrio							
3.0 (170 kw)	2002.12-2005.12		Centre	Cabriolet RWD M54B306S3		Center Bearing Support	512301
	2002.12-2005.12		-	Cabriolet RWD M54B306S3		Flexible Coupling	510596
	2002.12-2005.12		-	Cabriolet RWD M54B306S3		Flexible Coupling Kit	510596S
Z4 Coupe							
3.0 (195 kw)	2006.04-2008.08		Centre	Coupe RWD N52B30A		Center Bearing Support	512301
	2006.04-2008.08		-	Coupe RWD N52B30A		Flexible Coupling	510596
Z4 M40i Cabrio							
3.0 (250 kw)	2018.11-		-	Cabriolet RWD B58B30C		Flexible Coupling	517955
Z4 sDrive 20i Cabrio							
2.0 (135 kw)	2011.09-2016.08		-	Cabriolet RWD N20B20A		Flexible Coupling	510596
Z4 sDrive 23i Cabrio							
2.5 (150 kw)	2009.03-2011.08		-	Cabriolet RWD N52B25A/N52B25BF		Flexible Coupling	510596
	2009.03-2011.08		-	Cabriolet RWD N52B25A/N52B25BF		Flexible Coupling Kit	510596S
Z4 sDrive 30i Cabrio							
2.0 (190 kw)	2018.11-		-	Cabriolet RWD B48B20B		Flexible Coupling	533422
Z4 sDrive 35i Cabrio							
3.0 (225 kw)	2009.02-2016.08		-	Cabriolet RWD N54B30A		Flexible Coupling	517955
	2009.02-2016.08		-	Cabriolet RWD N54B30A		Flexible Coupling Kit	517955S
CHEVROLET							
Captiva Sport							
3.0 (197 kw)	2012.01-		Centre	SUV 4WD LFW		Center Bearing Support	514802
DAIHATSU							
Terios							
1.3 (61 kw)	1997.03-2000.09	AT/MT	-	Terrain cab wagon closed 4WD HCEJ		Propshaft	PS900470
	1997.03-2000.09		Centre	Terrain cab wagon closed 4WD HCEJ		Center Bearing Support	514785
FORD							
Fiesta							
1.3 (44 kw)	1995.06-2002.04		Centre	Hatchback FWD J4C/J4J/J4L/J4Q/J4R/J4T		Center Bearing Support	514801
1.4 (66 kw)	1996.01-2002.04		Centre	Hatchback FWD FHA/FHE		Center Bearing Support	514801
Transit 300							
2.2 (92 kw)	2011.09-2014.12	6MT	-	VAN RWD CYRA		Propshaft	PS900616
	2011.09-2014.12	6MT	-	VAN RWD CYRA		Propshaft	PS900617
	2011.09-2014.12		-	VAN RWD CYRA		Flexible Coupling	533418
	2011.09-2014.12		-	VAN RWD CYRA		Flexible Coupling	533420
2.4 (85 kw)	2006.04-2014.08	6MT	-	VAN RWD JXFA/JXFC		Propshaft	PS900616
	2006.04-2014.08	6MT	-	VAN RWD JXFA/JXFC		Propshaft	PS900617




	 YEAR	TRANSM.	FITTING POSITION	BODY STYLE & DRIVE TYPE & ENGINE	REMARKS	 PRODUCT	GSP Ref.
FORD							
Transit 300							
2.4 (85 kw)	2006.04-2014.08		Centre	VAN RWD JXFA/JXFC		Center Bearing Support	511381
	2006.04-2014.08		Centre	VAN RWD JXFA/JXFC		Center Bearing Support Kit	537769
	2006.04-2014.08		-	VAN RWD JXFA/JXFC		Flexible Coupling	533418
	2006.04-2014.08		-	VAN RWD JXFA/JXFC		Flexible Coupling	533420
Transit 330							
2.2 (92 kw)	2011.09-2014.12	6MT	-	BUS RWD CYRA		Propshaft	PS900616
	2011.09-2014.12	6MT	-	VAN RWD CYRA		Propshaft	PS900616
	2011.09-2014.12	6MT	-	BUS RWD CYRA		Propshaft	PS900617
	2011.09-2014.12	6MT	-	VAN RWD CYRA		Propshaft	PS900617
	2011.09-2014.12		-	BUS RWD CYRA		Flexible Coupling	533418
	2011.09-2014.12		-	VAN RWD CYRA		Flexible Coupling	533418
	2011.09-2014.12		-	BUS RWD CYRA		Flexible Coupling	533420
	2011.09-2014.12		-	VAN RWD CYRA		Flexible Coupling	533420
	2011.10-2014.08		-	Platform/Chassis RWD CYRA		Flexible Coupling	533418
	2011.10-2014.08		-	Platform/Chassis RWD CYRA		Flexible Coupling	533420
2.4 (85 kw)	2006.04-2014.08	6MT	-	BUS RWD JXFA/JXFC		Propshaft	PS900616
	2006.04-2014.08	6MT	-	VAN RWD JXFA/JXFC		Propshaft	PS900616
	2006.04-2014.08	6MT	-	BUS RWD JXFA/JXFC		Propshaft	PS900617
	2006.04-2014.08	6MT	-	VAN RWD JXFA/JXFC		Propshaft	PS900617
	2006.04-2014.08		Centre	BUS RWD JXFA/JXFC		Center Bearing Support	511381
	2006.04-2014.08		Centre	Platform/Chassis RWD JXFA/JXFC		Center Bearing Support	511381
	2006.04-2014.08		Centre	VAN RWD JXFA/JXFC		Center Bearing Support	511381
	2006.04-2014.08		Centre	BUS RWD JXFA/JXFC		Center Bearing Support Kit	537769
	2006.04-2014.08		Centre	Platform/Chassis RWD JXFA/JXFC		Center Bearing Support Kit	537769
	2006.04-2014.08		Centre	VAN RWD JXFA/JXFC		Center Bearing Support Kit	537769
	2006.04-2014.08		-	BUS RWD JXFA/JXFC		Flexible Coupling	533418
	2006.04-2014.08		-	Platform/Chassis RWD JXFA/JXFC		Flexible Coupling	533418
	2006.04-2014.08		-	VAN RWD JXFA/JXFC		Flexible Coupling	533418
	2006.04-2014.08		-	BUS RWD JXFA/JXFC		Flexible Coupling	533420
	2006.04-2014.08		-	Platform/Chassis RWD JXFA/JXFC		Flexible Coupling	533420
	2006.04-2014.08		-	VAN RWD JXFA/JXFC		Flexible Coupling	533420
Transit 350							
2.2 (92 kw)	2011.09-2014.12	6MT	-	BUS RWD CYRA		Propshaft	PS900616
	2011.09-2014.12	6MT	-	VAN RWD CYRA		Propshaft	PS900616
	2011.09-2014.12	6MT	-	BUS RWD CYRA		Propshaft	PS900617
	2011.09-2014.12	6MT	-	VAN RWD CYRA		Propshaft	PS900617
	2011.09-2014.12		-	BUS RWD CYRA		Flexible Coupling	533418
	2011.09-2014.12		-	VAN RWD CYRA		Flexible Coupling	533418
	2011.09-2014.12		-	BUS RWD CYRA		Flexible Coupling	533420
	2011.09-2014.12		-	VAN RWD CYRA		Flexible Coupling	533420
	2011.10-2014.08		-	Platform/Chassis RWD CYRA		Flexible Coupling	533418
	2011.10-2014.08		-	Platform/Chassis RWD CYRA		Flexible Coupling	533420
2.4 (85 kw)	2006.04-2014.08	6MT	-	BUS RWD JXFA/JXFC		Propshaft	PS900616
	2006.04-2014.08	6MT	-	VAN RWD JXFA/JXFC		Propshaft	PS900616
	2006.04-2014.08	6MT	-	BUS RWD JXFA/JXFC		Propshaft	PS900617
	2006.04-2014.08	6MT	-	VAN RWD JXFA/JXFC		Propshaft	PS900617
	2006.04-2014.08		Centre	BUS RWD JXFA/JXFC		Center Bearing Support	511381
	2006.04-2014.08		Centre	Platform/Chassis RWD JXFA/JXFC		Center Bearing Support	511381
	2006.04-2014.08		Centre	VAN RWD JXFA/JXFC		Center Bearing Support	511381
	2006.04-2014.08		Centre	BUS RWD JXFA/JXFC		Center Bearing Support Kit	537769
	2006.04-2014.08		Centre	Platform/Chassis RWD JXFA/JXFC		Center Bearing Support Kit	537769
	2006.04-2014.08		Centre	VAN RWD JXFA/JXFC		Center Bearing Support Kit	537769
	2006.04-2014.08		-	BUS RWD JXFA/JXFC		Flexible Coupling	533418
	2006.04-2014.08		-	Platform/Chassis RWD JXFA/JXFC		Flexible Coupling	533418
	2006.04-2014.08		-	VAN RWD JXFA/JXFC		Flexible Coupling	533418
	2006.04-2014.08		-	BUS RWD JXFA/JXFC		Flexible Coupling	533420
	2006.04-2014.08		-	Platform/Chassis RWD JXFA/JXFC		Flexible Coupling	533420
	2006.04-2014.08		-	VAN RWD JXFA/JXFC		Flexible Coupling	533420
Transit 370							
2.4 (85 kw)	2006.04-2014.08	6MT	-	BUS RWD JXFA/JXFC		Propshaft	PS900616
	2006.04-2014.08	6MT	-	BUS RWD JXFA/JXFC		Propshaft	PS900617
	2006.04-2014.08		Centre	BUS RWD JXFA/JXFC		Center Bearing Support	511381
	2006.04-2014.08		Centre	BUS RWD JXFA/JXFC		Center Bearing Support Kit	537769
	2006.04-2014.08		-	BUS RWD JXFA/JXFC		Flexible Coupling	533418




	 YEAR	TRANSM.	FITTING POSITION	BODY STYLE & DRIVE TYPE & ENGINE	REMARKS	 PRODUCT	GSP Ref.
FORD							
Transit 370							
2.4 (85 kw)	2006.04-2014.08		-	BUS RWD JXFA/JXFC		Flexible Coupling	533420
Transit 430							
2.4 (85 kw)	2006.04-2014.08	6MT	-	BUS RWD JXFA/JXFC		Propshaft	PS900616
	2006.04-2014.08	6MT	-	VAN RWD JXFA/JXFC		Propshaft	PS900616
	2006.04-2014.08	6MT	-	BUS RWD JXFA/JXFC		Propshaft	PS900617
	2006.04-2014.08	6MT	-	VAN RWD JXFA/JXFC		Propshaft	PS900617
	2006.04-2014.08		Centre	BUS RWD JXFA/JXFC		Center Bearing Support	511381
	2006.04-2014.08		Centre	Platform/Chassis RWD JXFA/JXFC		Center Bearing Support	511381
	2006.04-2014.08		Centre	VAN RWD JXFA/JXFC		Center Bearing Support	511381
	2006.04-2014.08		Centre	BUS RWD JXFA/JXFC		Center Bearing Support Kit	537769
	2006.04-2014.08		Centre	Platform/Chassis RWD JXFA/JXFC		Center Bearing Support Kit	537769
	2006.04-2014.08		Centre	VAN RWD JXFA/JXFC		Center Bearing Support Kit	537769
	2006.04-2014.08		-	BUS RWD JXFA/JXFC		Flexible Coupling	533418
	2006.04-2014.08		-	Platform/Chassis RWD JXFA/JXFC		Flexible Coupling	533418
	2006.04-2014.08		-	VAN RWD JXFA/JXFC		Flexible Coupling	533418
	2006.04-2014.08		-	BUS RWD JXFA/JXFC		Flexible Coupling	533420
	2006.04-2014.08		-	Platform/Chassis RWD JXFA/JXFC		Flexible Coupling	533420
	2006.04-2014.08		-	VAN RWD JXFA/JXFC		Flexible Coupling	533420
Transit 460							
2.2 (92 kw)	2011.09-2014.12	6MT	-	VAN RWD CYRA		Propshaft	PS900616
	2011.09-2014.12	6MT	-	VAN RWD CYRA		Propshaft	PS900617
	2011.09-2014.12		-	VAN RWD CYRA		Flexible Coupling	533418
	2011.09-2014.12		-	VAN RWD CYRA		Flexible Coupling	533420
	2011.10-2014.08		-	Platform/Chassis RWD CYRA		Flexible Coupling	533418
	2011.10-2014.08		-	Platform/Chassis RWD CYRA		Flexible Coupling	533420
2.4 (85 kw)	2006.04-2014.08	6MT	-	VAN RWD JXFA/JXFC		Propshaft	PS900616
	2006.04-2014.08	6MT	-	VAN RWD JXFA/JXFC		Propshaft	PS900617
	2006.04-2014.08		Centre	VAN RWD JXFA/JXFC		Center Bearing Support	511381
	2006.04-2014.08		Centre	VAN RWD JXFA/JXFC		Center Bearing Support Kit	537769
	2006.04-2014.08		-	VAN RWD JXFA/JXFC		Flexible Coupling	533418
	2006.04-2014.08		-	VAN RWD JXFA/JXFC		Flexible Coupling	533420
FORD USA							
Edge							
3.5 (198 kw)	2006.08-2014.12		-	SUV 4WD T35PDED		Center Bearing Support	514810
	2006.08-2014.12		-	SUV 4WD T35PDED		Center Bearing Support	514815
3.5 (213 kw)	2010.01-2014.12		-	SUV FWD T35PDED		Center Bearing Support	514810
	2010.01-2014.12		-	SUV FWD T35PDED		Center Bearing Support	514815
	2010.01-2015.12		-	SUV 4WD T35PDED		Center Bearing Support	514810
	2010.01-2015.12		-	SUV 4WD T35PDED		Center Bearing Support	514815
Explorer							
4.0 (157 kw)	2001.09-2006.04		-	SUV 4WD 99EA		Joint,propshaft	661100
	2006.05-2011.05	5AT	-	SUV RWD 99EA		Propshaft	201972
F-150 Extended Cab							
3.7 (225 kw)	2013.09-		-	Pick up AWD 99M		Joint,propshaft	818279
F-150 Standard Cab							
4.6 (185 kw)	2008.09-2010.12		-	Pick up AWD 999		Joint,propshaft	818279
Ranger Extended Cab							
2.3 (107 kw)	2002.09-2011.12		-	Pick up AWD T23HDEX		Joint,propshaft	661100
2.5 (89 kw)	1999.09-2001.12		-	Pick up AWD		Joint,propshaft	661100
4.0 (119 kw)	1997.09-2000.12		-	Pick up AWD		Joint,propshaft	661100
Ranger Standard Cab							
2.3 (107 kw)	2002.09-2012.12		-	Pick up AWD T23HDEX		Joint,propshaft	661100
2.5 (87 kw)	1997.09-1999.12		-	Pick up AWD C25		Joint,propshaft	661100
3.0 (108 kw)	1997.09-1999.12		-	Pick up AWD T30VVEX		Joint,propshaft	661100
4.0 (154 kw)	2000.09-2011.12		-	Pick up AWD		Joint,propshaft	661100
HONDA							
CR-V							
2.0 (108 kw)	1999.01-2002.02	AT/MT	-	SUV 4WD B20Z1/B20Z3		Propshaft	PS900251
2.0 (110 kw)	2001.09-2007.03	4AT/5MT	-	SUV 4WD K20A4		Propshaft	PS900250
	2006.10-2012.06	AT/MT	-	SUV 4WD R20A2		Propshaft	PS900252
2.0 (114 kw)	2012.10-	5AT	-	SUV 4WD R20A9		Propshaft	PS900253




	 YEAR	TRANSM.	FITTING POSITION	BODY STYLE & DRIVE TYPE & ENGINE	REMARKS	 PRODUCT	GSP Ref.
HYUNDAI iX55							
3.8 (191 kw)	2008.09-2012.11		-	SUV 4WD G6DA		Flexible Coupling	533419
Santa Fe							
2.4 (130 kw)	2009.09-2012.12	6AT/6MT	-	SUV AWD G4KE		Propshaft	PS900268
2.7 (127 kw)	2000.08-2006.03	AT	-	SUV 4WD G6BA		Propshaft	PS900264
	2000.08-2006.03		Centre	SUV 4WD G6BA		Center Bearing Support	531680
	2000.08-2006.03		Centre	SUV 4WD G6BA		Center Bearing Support Kit	531679S
	2000.08-2006.03		-	SUV 4WD G6BA		Flexible Coupling	519580
2.7 (147 kw)	2007.01-2011.12		Centre	SUV 4WD G6EA		Center Bearing Support	531680
	2007.01-2011.12		Centre	SUV 4WD G6EA		Center Bearing Support Kit	531679S
	2007.01-2011.12		-	SUV 4WD G6EA		Flexible Coupling	533419
Tucson							
2.0 (104 kw)	2004.06-2010.03	5MT	-	SUV 4WD G4GC		Propshaft	PS900270
	2004.06-2010.03	5MT	-	SUV 4WD G4GC		Propshaft	PS900273
	2004.06-2010.03		Centre	SUV 4WD G4GC		Center Bearing Support	514793
	2004.06-2010.03		Centre	SUV 4WD G4GC		Center Bearing Support Kit	514793S
2.7 (129 kw)	2004.08-2010.11	4AT	-	SUV 4WD G6BA		Propshaft	PS900270
	2004.08-2010.11	4AT	-	SUV 4WD G6BA		Propshaft	PS900273
	2004.08-2010.11		Centre	SUV 4WD G6BA		Center Bearing Support	514793
	2004.08-2010.11		Centre	SUV 4WD G6BA		Center Bearing Support Kit	514793S
Veracruz							
3.8 (191 kw)	2007.01-2012.11		-	SUV 4WD G6DA		Flexible Coupling	533419
INFINITI FX35							
3.5 (206 kw)	2003.01-2008.12		Centre	SUV 4WD VQ35DE		Center Bearing Support Kit	514791S
IVECO Daily 35C13							
2.8 (92 kw)	1999.07-2006.12		Centre	VAN RWD 814043S		Center Bearing Support	531667S
Daily 35C13P							
2.8 (92 kw)	1999.07-2006.12		Centre	VAN RWD 814043S		Center Bearing Support	531667S
Daily 35S13							
2.8 (92 kw)	1999.07-2006.12		Centre	VAN RWD 814043S		Center Bearing Support	531667S
Daily 35S13P							
2.8 (92 kw)	1999.07-2006.12		Centre	VAN RWD 814043S		Center Bearing Support	531667S
JAGUAR F-Pace							
2.0 (184 kw)	2017.02-	AT	-	SUV 4WD PT204		Propshaft	PS900596
	2017.02-	AT	-	SUV 4WD PT204		Propshaft	PS900592
JEEP Cherokee							
3.7 (157 kw)	2010.01-2013.03	4AT/5AT	-	Terrain cab wagon closed 4WD EKG		Propshaft	202521
4.0 (127 kw)	1993.09-2001.09	AT	-	Terrain cab wagon closed 4WD MX400L		Propshaft	PS900276
	1993.09-2001.09	MT	-	Terrain cab wagon closed 4WD MX400L		Propshaft	PS900292
Cherokee Classic							
4.0 (131 kw)	1999.02-2001.09	AT	-	Terrain cab wagon closed 4WD ERH		Propshaft	PS900276
	1999.02-2001.09	MT	-	Terrain cab wagon closed 4WD ERH		Propshaft	PS900292
Commander							
3.7 (157 kw)	2005.06-2010.12	AT	-	SUV 4WD EKG		Propshaft	202101
	2005.06-2010.12	AT	-	SUV 4WD EKG		Propshaft	202102
	2005.06-2010.12	AT	-	SUV 4WD EKG		Propshaft	202280
	2005.06-2010.12	AT	-	SUV 4WD EKG		Propshaft	202281
Grand Cherokee							
2.7 (120 kw)	2001.10-2005.09	AT/MT	-	Terrain cab wagon closed 4WD DDAB		Joint,propshaft	899032
3.0 (177 kw)	2011.02-	AT	-	SUV 4WD EXF		Propshaft	202100
	2011.02-	AT	-	SUV 4WD EXF		Propshaft	PS900219
	2011.02-	AT	-	SUV 4WD EXF		Propshaft	PS900281
3.1 (103 kw)	1998.10-2002.03	4AT	-	Terrain cab wagon closed 4WD EXA		Propshaft	PS901352
	1998.10-2002.03	AT/MT	-	Terrain cab wagon closed 4WD EXA		Joint,propshaft	899032
3.6 (210 kw)	2010.11-	AT	-	SUV 4WD ERB/ERC		Propshaft	202100
	2010.11-	AT	-	SUV 4WD ERB/ERC		Propshaft	PS900219
4.7 (162 kw)	1999.02-2001.08		-	Terrain cab wagon closed 4WD EVA		Propshaft	202440
	1999.02-2001.08		-	Terrain cab wagon closed 4WD EVA		Propshaft	202442
	1999.02-2001.08	AT/MT	-	Terrain cab wagon closed 4WD EVA		Joint,propshaft	899032
5.7 (240 kw)	2004.10-2010.12	AT	-	Terrain cab wagon closed 4WD EZB		Propshaft	202101
	2004.10-2010.12	AT	-	Terrain cab wagon closed 4WD EZB		Propshaft	202281




	 YEAR	TRANSM.	FITTING POSITION	BODY STYLE & DRIVE TYPE & ENGINE	REMARKS	 PRODUCT	GSP Ref.
JEEP							
Grand Cherokee							
5.7 (240 kw)	2004.10-2010.12	AT	-	Terrain cab wagon closed 4WD EZB		Joint,propshaft	899297
Liberty							
3.7 (157 kw)	2007.09-2015.12	4AT/5AT	-	Terrain cab wagon closed 4WD EKG		Propshaft	202521
Renegade							
2.0 (125 kw)	2014.07-		-	SUV 4WD 55283099/EBT(55263088)		Propshaft	PS900623
Wrangler							
3.6 (209 kw)	2011.10-		-	Terrain cab open 4WD ERB		Joint,propshaft	816011
KIA							
Sorento							
2.4 (128 kw)	2009.06-2015.12		Centre	SUV 4WD G4KE		Center Bearing Support	514811
	2009.06-2015.12		Centre	SUV 4WD G4KE		Center Bearing Support Kit	514811S
	2009.06-2015.12		-	SUV 4WD G4KE		Flexible Coupling	533419
2.5 (103 kw)	2002.08-2011.03	AT/MT	-	SUV 4WD D4CB		Propshaft	PS900310
	2002.08-2011.03	AT/MT	-	SUV 4WD D4CB		Propshaft	PS900561
	2002.08-2011.03	AT/MT	-	SUV 4WD D4CB		Propshaft	PS900598
2.5 (125 kw)	2006.09-2011.12	AT	-	SUV 4WD D4CB		Propshaft	PS900309
	2006.09-2011.12	MT	-	SUV 4WD D4CB		Propshaft	PS900599
	2006.09-2011.12	AT	-	SUV 4WD D4CB		Propshaft	PS900601
	2006.09-2011.12	MT	-	SUV 4WD D4CB		Propshaft	PS900600
3.5 (143 kw)	2002.07-2011.12	AT	-	SUV 4WD G6CU		Propshaft	PS900605
	2002.07-2011.12		Centre	SUV 4WD G6CU		Center Bearing Support	514811
	2002.07-2011.12		Centre	SUV 4WD G6CU		Center Bearing Support Kit	514811S
Sportage							
2.0 (95 kw)	1998.11-2004.08		Centre	SUV 4WD FE		Center Bearing Support	514793
2.0 (104 kw)	2004.07-		Centre	SUV FWD G4GC		Center Bearing Support	514793
	2004.07-		Centre	SUV FWD G4GC		Center Bearing Support Kit	514793S
	2004.07-2010.05	AT/MT	-	SUV 4WD G4GC		Propshaft	PS900273
	2004.07-2010.05		Centre	SUV 4WD G4GC		Center Bearing Support	514793
	2004.07-2010.05		Centre	SUV 4WD G4GC		Center Bearing Support	514811
	2004.07-2010.05		Centre	SUV 4WD G4GC		Center Bearing Support Kit	514793S
	2004.07-2010.05		Centre	SUV 4WD G4GC		Center Bearing Support Kit	514811S
	2004.07-2010.05		-	SUV 4WD G4GC		Flexible Coupling	519580
2.0 (120 kw)	2010.06-2015.12	AT/MT	-	SUV 4WD G4KD		Propshaft	PS900272
	2010.06-2015.12		Centre	SUV 4WD G4KD		Center Bearing Support	514811
	2010.06-2015.12		Centre	SUV 4WD G4KD		Center Bearing Support Kit	514811S
	2010.06-2015.12		-	SUV 4WD G4KD		Flexible Coupling	533419
2.0 (131 kw)	2012.01-2015.12		-	SUV 4WD G4KD		Flexible Coupling	533419
2.7 (129 kw)	2004.07-2010.05	AT/MT	-	SUV 4WD G6BA		Propshaft	PS900273
	2004.07-2010.05		Centre	SUV 4WD G6BA		Center Bearing Support	514793
	2004.07-2010.05		Centre	SUV 4WD G6BA		Center Bearing Support Kit	514793S
LAND ROVER							
Defender 110							
2.0 (221 kw)	2019.09-	AT	-	Terrain cab wagon closed 4WD PT204		Propshaft	PS900530
2.5 (83 kw)	1990.09-1998.12	MT	-	Terrain cab wagon closed 4WD 11L/16L/23L		Propshaft	PS900313
	1990.09-1998.12	MT	-	Terrain cab wagon closed 4WD 11L/16L/23L		Propshaft	PS900315
	1990.09-1998.12	MT	-	Terrain cab wagon closed 4WD 11L/16L/23L		Propshaft	PS900318
	1990.09-1998.12	MT	-	Terrain cab wagon closed 4WD 11L/16L/23L		Propshaft	PS900326
	1990.09-1998.12	MT	-	Terrain cab wagon closed 4WD 11L/16L/23L		Propshaft	PS900313
2.5 (90 kw)	1998.06-2006.09	MT	-	Terrain cab open 4WD 10P/14P		Propshaft	PS900313
	1998.06-2006.09	MT	-	Terrain cab open 4WD 10P/14P		Propshaft	PS900326
	1998.06-2012.12	MT	-	Terrain cab wagon closed 4WD 10P/14P/15P		Propshaft	PS900313
	1998.06-2012.12	MT	-	Terrain cab wagon closed 4WD 10P/14P/15P		Propshaft	PS900315
	1998.06-2012.12	MT	-	Terrain cab wagon closed 4WD 10P/14P/15P		Propshaft	PS900326
Defender 130							
2.5 (83 kw)	1995.01-1998.03	MT	-	Terrain cab wagon closed 4WD 16L		Propshaft	PS900313
	1995.01-1998.03	MT	-	Terrain cab wagon closed 4WD 16L		Propshaft	PS900315
	1995.01-1998.03	MT	-	Terrain cab wagon closed 4WD 16L		Propshaft	PS900318
	1995.01-1998.03	MT	-	Terrain cab wagon closed 4WD 16L		Propshaft	PS900326
2.5 (90 kw)	1998.04-2006.09	MT	-	Terrain cab open 4WD 10P/14P		Propshaft	PS900313
	1998.04-2006.09	MT	-	Terrain cab open 4WD 10P/14P		Propshaft	PS900326
	1998.06-2007.07	MT	-	Terrain cab wagon closed 4WD 10P/14P/15P		Propshaft	PS900313
	1998.06-2007.07	MT	-	Terrain cab wagon closed 4WD 10P/14P/15P		Propshaft	PS900315
	1998.06-2007.07	MT	-	Terrain cab wagon closed 4WD 10P/14P/15P		Propshaft	PS900326




	 YEAR	TRANSM.	FITTING POSITION	BODY STYLE & DRIVE TYPE & ENGINE	REMARKS	 PRODUCT	GSP Ref.
LAND ROVER							
Defender 90							
2.0 (221 kw)	2019.09-	AT	-	Terrain cab wagon closed 4WD PT204		Propshaft	PS900530
2.5 (83 kw)	1990.09-1998.12	MT	-	Terrain cab wagon closed 4WD 11L/16L/23L		Propshaft	PS900313
	1990.09-1998.12	MT	-	Terrain cab wagon closed 4WD 11L/16L/23L		Propshaft	PS900315
	1990.09-1998.12	MT	-	Terrain cab wagon closed 4WD 11L/16L/23L		Propshaft	PS900318
	1990.09-1998.12	MT	-	Terrain cab wagon closed 4WD 11L/16L/23L		Propshaft	PS900326
	1990.09-1998.12	MT	-	Terrain cab wagon closed 4WD 11L/16L/23L		Propshaft	PS900313
2.5 (90 kw)	1998.06-2007.07	MT	-	Terrain cab open 4WD 10P/14P/15P		Propshaft	PS900313
	1998.06-2007.07	MT	-	Terrain cab wagon closed 4WD 10P/14P/15P		Propshaft	PS900313
	1998.06-2007.07	MT	-	Terrain cab wagon closed 4WD 10P/14P/15P		Propshaft	PS900315
	1998.06-2007.07	MT	-	Terrain cab open 4WD 10P/14P/15P		Propshaft	PS900326
	1998.06-2007.07	MT	-	Terrain cab wagon closed 4WD 10P/14P/15P		Propshaft	PS900326
Discovery							
2.5 (100 kw)	1998.11-2004.06	AT/MT	-	Terrain cab wagon closed 4WD 15P		Propshaft	PS900321
3.0 (155 kw)	2009.09-2018.12	AT/MT	-	Terrain cab wagon closed 4WD 306DT		Propshaft	PS900324
	2009.09-2018.12	AT/MT	-	Terrain cab wagon closed 4WD 306DT		Joint,propshaft	601910
	2009.09-2018.12		Centre	Terrain cab wagon closed 4WD 306DT		Center Bearing Support	514799
3.0 (180 kw)	2009.09-2018.12	AT/MT	-	Terrain cab wagon closed 4WD 306DT		Propshaft	PS900324
	2009.09-2018.12	AT/MT	-	Terrain cab wagon closed 4WD 306DT		Propshaft	PS900325
	2009.09-2018.12	AT/MT	-	Terrain cab wagon closed 4WD 306DT		Joint,propshaft	601910
	2009.09-2018.12	AT/MT	-	Terrain cab wagon closed 4WD 306DT		Joint,propshaft	699217
	2009.09-2018.12		Centre	Terrain cab wagon closed 4WD 306DT		Center Bearing Support	514799
3.0 (188 kw)	2009.09-2018.12	AT/MT	-	Terrain cab wagon closed 4WD 306DT		Propshaft	PS900324
	2009.09-2018.12	AT/MT	-	Terrain cab wagon closed 4WD 306DT		Propshaft	PS900325
	2009.09-2018.12	AT/MT	-	Terrain cab wagon closed 4WD 306DT		Joint,propshaft	601910
	2009.09-2018.12	AT/MT	-	Terrain cab wagon closed 4WD 306DT		Joint,propshaft	699217
	2009.09-2018.12		Centre	Terrain cab wagon closed 4WD 306DT		Center Bearing Support	514799
3.0 (190 kw)	2016.09-	AT	-	SUV 4WD 306DT		Propshaft	PS900530
3.0 (250 kw)	2016.09-	AT	-	SUV 4WD 306PS		Propshaft	PS900530
4.0 (136 kw)	1998.11-2004.06		-	Terrain cab wagon closed 4WD 56D		Propshaft	PS900319
	1998.11-2004.06		-	Terrain cab wagon closed 4WD 56D		Propshaft	PS900320
4.4 (220 kw)	2004.07-2009.08	AT/MT	-	Terrain cab wagon closed 4WD 448PN		Propshaft	PS900324
	2004.07-2009.08	AT/MT	-	Terrain cab wagon closed 4WD 448PN		Propshaft	PS900325
	2004.07-2009.08	AT/MT	-	Terrain cab wagon closed 4WD 448PN		Joint,propshaft	601910
	2004.07-2009.08	AT/MT	-	Terrain cab wagon closed 4WD 448PN		Joint,propshaft	699217
	2004.07-2009.08		Centre	Terrain cab wagon closed 4WD 448PN		Center Bearing Support	514799
Discovery III							
4.0 (161 kw)	2005.02-2009.09		Centre	Closed Off-Road Vehicle AWD 406PN		Center Bearing Support	514799
Freelander							
2.2 (110 kw)	2006.10-2014.10	AT	-	Terrain cab wagon closed 4WD 224DT		Propshaft	PS900332
	2006.10-2014.10	MT	-	Terrain cab wagon closed 4WD 224DT		Propshaft	PS900336
	2006.10-2014.10	AT	-	Terrain cab wagon closed 4WD 224DT		Joint,propshaft	835068
2.2 (140 kw)	2010.08-2014.10	AT	-	Terrain cab wagon closed 4WD 224DT		Propshaft	PS900332
	2010.08-2014.10	MT	-	Terrain cab wagon closed 4WD 224DT		Propshaft	PS900336
2.5 (130 kw)	2000.11-2006.10	AT/MT	-	Terrain cab wagon closed 4WD 25KV6		Propshaft	PS900330
	2000.11-2006.10	AT/MT	-	Terrain cab wagon closed 4WD 25KV6		Propshaft	PS900331
	2000.11-2006.10		Centre	Terrain cab wagon closed 4WD 25KV6		Center Bearing Support Kit	514798S
3.2 (171 kw)	2006.10-2014.10	AT	-	Terrain cab wagon closed 4WD 32PDP		Propshaft	PS900336
Range Rover							
3.0 (190 kw)	2012.10-	AT	-	SUV 4WD 306DT		Propshaft	PS900530
4.0 (136 kw)	1995.01-2002.08	AT/MT	-	Terrain cab wagon closed 4WD 58D		Propshaft	PS900328
	1995.01-2002.08	AT/MT	-	Terrain cab wagon closed 4WD 58D		Propshaft	PS900329
4.4 (210 kw)	2002.03-2005.12	AT	-	Terrain cab wagon closed 4WD 44SDEX		Propshaft	PS900334
	2002.03-2005.12	AT	-	Terrain cab wagon closed 4WD 44SDEX		Propshaft	PS900338
	2002.03-2005.12	AT	-	Terrain cab wagon closed 4WD 44SDEX		Propshaft	PS900339
	2002.03-2005.12	AT	-	Terrain cab wagon closed 4WD 44SDEX		Propshaft	PS900335
4.4 (220 kw)	2004.08-2012.08	AT	-	Terrain cab wagon closed 4WD 448PN		Propshaft	PS900334
	2004.08-2012.08	AT	-	Terrain cab wagon closed 4WD 448PN		Propshaft	PS900338
	2004.08-2012.08	AT	-	Terrain cab wagon closed 4WD 448PN		Propshaft	PS900339
	2004.08-2012.08	AT	-	Terrain cab wagon closed 4WD 448PN		Propshaft	PS900335
4.4 (230 kw)	2010.09-2012.08		-	Terrain cab wagon closed 4WD 44DDOR		Propshaft	PS900333
	2010.09-2012.08	AT	-	Terrain cab wagon closed 4WD 44DDOR		Propshaft	PS900334
	2010.09-2012.08	AT	-	Terrain cab wagon closed 4WD 44DDOR		Propshaft	PS900338
	2010.09-2012.08	AT	-	Terrain cab wagon closed 4WD 44DDOR		Propshaft	PS900339
	2010.09-2012.08	AT	-	Terrain cab wagon closed 4WD 44DDOR		Propshaft	PS900335




	 YEAR	TRANSM.	FITTING POSITION	BODY STYLE & DRIVE TYPE & ENGINE	REMARKS	 PRODUCT	GSP Ref.
LAND ROVER							
Range Rover							
4.4 (250 kw)	2012.08-	AT	-	SUV 4WD 448DT		Propshaft	PS900530
5.0 (375 kw)	2009.09-2012.08		-	Terrain cab wagon closed 4WD 508PS		Propshaft	PS900333
	2009.09-2012.08	AT	-	Terrain cab wagon closed 4WD 508PS		Propshaft	PS900339
	2009.09-2012.08	AT	-	Terrain cab wagon closed 4WD 508PS		Propshaft	PS900335
	2012.08-	AT	-	SUV 4WD 508PS		Propshaft	PS900530
	2015.06-	AT	-	SUV 4WD 508PS		Propshaft	PS900530
Range Rover Evoque							
2.0 (132 kw)	2015.05-2019.12	AT/MT	-	SUV 4WD 204DTD		Propshaft	PS900336
	2015.11-2019.12	AT/MT	-	Cabriolet 4WD 204DTD		Propshaft	PS900336
2.0 (176 kw)	2011.09-2019.12	AT	-	SUV 4WD 204PT		Propshaft	PS900336
2.0 (177 kw)	2011.06-2019.12	AT	-	SUV 4WD 204PT		Propshaft	PS900336
	2017.08-2019.12	AT/MT	-	SUV 4WD 204DTA		Propshaft	PS900336
2.0 (213 kw)	2017.08-2019.12	AT	-	SUV 4WD PT204		Propshaft	PS900336
2.2 (140 kw)	2011.06-2019.12	AT/MT	-	SUV 4WD 224DT		Propshaft	PS900336
Range Rover Sport							
2.7 (140 kw)	2005.02-2009.09	AT/MT	-	SUV 4WD 276DT		Propshaft	PS900324
	2005.02-2009.09	AT/MT	-	SUV 4WD 276DT		Propshaft	PS900337
	2005.02-2009.09	AT/MT	-	SUV 4WD 276DT		Joint,propshaft	601910
3.0 (188 kw)	2011.06-2013.06	AT/MT	-	SUV 4WD 306DT		Propshaft	PS900324
	2011.06-2013.06	AT/MT	-	SUV 4WD 306DT		Propshaft	PS900337
	2011.06-2013.06	AT/MT	-	SUV 4WD 306DT		Joint,propshaft	601910
3.0 (225 kw)	2014.09-	AT	-	SUV 4WD 306DT		Propshaft	PS900530
3.6 (200 kw)	2006.04-2012.12	AT/MT	-	SUV 4WD 36DDEX		Propshaft	PS900324
	2006.04-2012.12	AT/MT	-	SUV 4WD 36DDEX		Propshaft	PS900337
	2006.04-2012.12	AT/MT	-	SUV 4WD 36DDEX		Joint,propshaft	601910
4.2 (287 kw)	2005.02-2013.06	AT/MT	-	SUV 4WD 428PS		Propshaft	PS900324
	2005.02-2013.06	AT/MT	-	SUV 4WD 428PS		Propshaft	PS900337
	2005.02-2013.06	AT/MT	-	SUV 4WD 428PS		Joint,propshaft	601910
4.4 (250 kw)	2013.10-	AT	-	SUV 4WD 44DD0R		Propshaft	PS900530
5.0 (375 kw)	2013.07-2018.12	AT	-	SUV 4WD 508PS		Propshaft	PS900530
5.0 (405 kw)	2014.01-2018.12	AT	-	SUV 4WD 508PS		Propshaft	PS900530
LEXUS							
IS 250							
2.5 (153 kw)	2013.04-		Centre	Saloon RWD 4GRFSE		Center Bearing Support Kit	514813S
LS 430							
4.3 (208 kw)	2000.08-2006.08		Centre	Saloon RWD 3UZFE		Center Bearing Support	517627
LS 460							
4.6 (255 kw)	2006.08-		Centre	Saloon RWD 1URFE		Center Bearing Support Kit	514813S
4.6 (280 kw)	2006.08-		Centre	Saloon RWD 1URFSE		Center Bearing Support Kit	514813S
NX 200t							
2.0 (175 kw)	2014.07-		Centre	SUV 4WD 8ARFTS		Center Bearing Support Kit	519035S
RX 350							
3.5 (204 kw)	2009.01-2015.09		-	SUV 4WD 2GRFE		Center Bearing Support	532824
	2009.01-2015.09		-	SUV 4WD 2GRFE		Center Bearing Support Kit	514789S
MAZDA							
B2200							
2.2 (46 kw)	1985.01-1989.11		Centre	Pick up RWD R243		Center Bearing Support	517682
B2500							
2.5 (57 kw)	1998.09-2006.07		Centre	Pick up 4WD WL81		Center Bearing Support Kit	514806S
	1998.09-2006.07		Centre	Pick up 4WD WL81		Center Bearing Support Kit	517683S
MERCEDES-BENZ							
190							
2.3 (97 kw)	1986.09-1992.08		Centre	Saloon RWD 102985		Center Bearing Support	510453
	1986.09-1992.08		-	Saloon RWD 102985		Flexible Coupling	510436
	1986.09-1992.08		-	Saloon RWD 102985		Flexible Coupling	510569
	1986.09-1992.08		-	Saloon RWD 102985		Flexible Coupling Kit	510434S
	1986.09-1992.08		-	Saloon RWD 102985		Flexible Coupling Kit	510570S
2.3 (100 kw)	1982.10-1993.08		Centre	Saloon RWD 102985		Center Bearing Support	510453
	1982.10-1993.08		-	Saloon RWD 102985		Flexible Coupling	510436
	1982.10-1993.08		-	Saloon RWD 102985		Flexible Coupling	510569
	1982.10-1993.08		-	Saloon RWD 102985		Flexible Coupling Kit	510434S
	1982.10-1993.08		-	Saloon RWD 102985		Flexible Coupling Kit	510570S




	 YEAR	TRANSM.	FITTING POSITION	BODY STYLE & DRIVE TYPE & ENGINE	REMARKS	 PRODUCT	GSP Ref.
MERCEDES-BENZ							
230							
2.3 (97 kw)	1984.12-1993.06		-	Saloon RWD 102982		Flexible Coupling	510436
	1984.12-1993.06		-	Saloon RWD 102982		Flexible Coupling	510569
	1984.12-1993.06		-	Saloon RWD 102982		Flexible Coupling Kit	510434S
	1984.12-1993.06		-	Saloon RWD 102982		Flexible Coupling Kit	510570S
250							
2.5 (93 kw)	1985.03-1993.05		Centre	Saloon RWD 602962		Center Bearing Support	511574
	1985.03-1993.05		-	Saloon RWD 602962		Flexible Coupling	510436
	1985.03-1993.05		-	Saloon RWD 602962		Flexible Coupling	510569
	1985.03-1993.05		-	Saloon RWD 602962		Flexible Coupling Kit	510434S
	1985.03-1993.05		-	Saloon RWD 602962		Flexible Coupling Kit	510570S
260							
2.6 (122 kw)	1985.09-1989.12		-	Saloon RWD 103940		Flexible Coupling	510436
	1985.09-1989.12		-	Saloon RWD 103940		Flexible Coupling	510569
	1985.09-1989.12		-	Saloon RWD 103940		Flexible Coupling Kit	510434S
	1985.09-1989.12		-	Saloon RWD 103940		Flexible Coupling Kit	510570S
300							
3.0 (132 kw)	1985.08-1992.08		Centre	Saloon RWD 103983		Center Bearing Support	511574
	1985.08-1992.08		-	Saloon RWD 103983		Flexible Coupling	510436
	1985.08-1992.08		-	Saloon RWD 103983		Flexible Coupling	510569
	1985.08-1992.08		-	Saloon RWD 103983		Flexible Coupling Kit	510434S
	1985.08-1992.08		-	Saloon RWD 103983		Flexible Coupling Kit	510570S
	1986.01-1992.08		Centre	Estate RWD 103983		Center Bearing Support	511574
	1986.01-1992.08		-	Estate RWD 103983		Flexible Coupling	510436
	1986.01-1992.08		-	Estate RWD 103983		Flexible Coupling	510569
	1986.01-1992.08		-	Estate RWD 103983		Flexible Coupling Kit	510434S
	1986.01-1992.08		-	Estate RWD 103983		Flexible Coupling Kit	510570S
3.0 (140 kw)	1989.09-1993.05		-	Cabriolet RWD 103984		Flexible Coupling	510569
	1989.09-1993.05		-	Cabriolet RWD 103984		Flexible Coupling	510579
	1989.09-1993.05		-	Cabriolet RWD 103984		Flexible Coupling Kit	510570S
3.0 (170 kw)	1989.08-1992.12		Centre	Coupe RWD 104980		Center Bearing Support	511574
	1989.08-1992.12		-	Coupe RWD 104980		Flexible Coupling	510579
3.2 (170 kw)	1991.06-1993.05		-	Saloon RWD 104990		Flexible Coupling	510579
	1991.06-1993.05		-	Saloon RWD 104990		Flexible Coupling Kit	510571S
	1991.06-1993.05		-	Saloon RWD 104990		Flexible Coupling Kit	510580S
500							
5.0 (164 kw)	1985.09-1991.06		-	Saloon RWD 117965		Flexible Coupling	510575
	1985.09-1991.06		-	Saloon RWD 117965		Flexible Coupling Kit	510576S
5.0 (185 kw)	1987.09-1991.06		-	Saloon RWD 117965		Flexible Coupling	510575
	1987.09-1991.06		-	Saloon RWD 117965		Flexible Coupling Kit	510576S
5.0 (235 kw)	1991.06-1993.05		Centre	Saloon RWD 119970		Center Bearing Support	530178
	1991.06-1993.05		-	Saloon RWD 119970		Flexible Coupling	512677
	1991.06-1993.05		-	Saloon RWD 119970		Flexible Coupling Kit	512672S
A200							
1.6 (115 kw)	2012.06-2018.05		-	Hatchback FWD 270910		Flexible Coupling Kit	537796S
A250							
2.0 (155 kw)	2012.06-2018.05		-	Hatchback FWD 270920		Flexible Coupling Kit	537796S
A45 AMG							
2.0 (265 kw)	2013.04-2018.05		-	Hatchback 4WD 133980		Flexible Coupling Kit	537796S
B200							
1.6 (115 kw)	2011.11-2018.12		-	Hatchback FWD 270910		Flexible Coupling Kit	537796S
C180							
1.6 (115 kw)	2013.07-		-	Saloon RWD 274910		Flexible Coupling	537627
	2014.09-		-	Estate RWD 274910		Flexible Coupling	537627
	2015.10-		-	Coupe RWD 274910		Flexible Coupling	537627
1.8 (90 kw)	1993.06-2000.10		Centre	Saloon RWD 111920/111921		Center Bearing Support	512316
	1993.06-2000.10		-	Saloon RWD 111920/111921		Flexible Coupling	510569
	1993.06-2000.10		-	Saloon RWD 111920/111921		Flexible Coupling	517747
	1993.06-2000.10		-	Saloon RWD 111920/111921		Flexible Coupling	510460
	1993.06-2000.10		-	Saloon RWD 111920/111921		Flexible Coupling Kit	510570S
	1993.06-2000.10		-	Saloon RWD 111920/111921		Flexible Coupling Kit	510578S
	1993.06-2000.10		-	Saloon RWD 111920/111921		Flexible Coupling Kit	537791S
	1993.06-2000.10		-	Saloon RWD 111920/111921		Flexible Coupling Kit	537820S
	1993.06-2000.10		-	Saloon RWD 111920/111921		Flexible Coupling Kit	537821S
1993.06-2000.10		-	Saloon RWD 111920/111921		Flexible Coupling Kit	510459S	




	 YEAR	TRANSM.	FITTING POSITION	BODY STYLE & DRIVE TYPE & ENGINE	REMARKS	 PRODUCT	GSP Ref.
MERCEDES-BENZ C180							
1.8 (105 kw)	2002.05-2007.02		Centre	Saloon RWD 271946		Center Bearing Support	518416
	2002.05-2007.02		-	Saloon RWD 271946		Flexible Coupling	512678
	2002.05-2007.02		-	Saloon RWD 271946		Flexible Coupling Kit	512673S
1.8 (115 kw)	2007.01-2014.01		Centre	Saloon RWD 271820/271952		Center Bearing Support	531051
	2007.01-2014.01		-	Saloon RWD 271820/271952		Flexible Coupling Kit	512673S
2.0 (95 kw)	2000.06-2002.05		-	Saloon RWD 111951		Flexible Coupling	510569
	2000.06-2002.05		-	Saloon RWD 111951		Flexible Coupling Kit	510570S
C200							
1.8 (120 kw)	2002.05-2007.11		Centre	Saloon RWD 271940		Center Bearing Support	518416
	2002.05-2007.11		-	Saloon RWD 271940		Flexible Coupling	512678
	2002.05-2007.11		-	Saloon RWD 271940		Flexible Coupling Kit	512673S
	2002.05-2007.11		-	Saloon RWD 271940		Flexible Coupling Kit	512678S
1.8 (135 kw)	2007.01-2014.01		Centre	Saloon RWD 271820/271860/271950		Center Bearing Support	531051
	2007.01-2014.01		-	Saloon RWD 271820/271860/271950		Flexible Coupling	512678
	2007.01-2014.01		-	Saloon RWD 271820/271860/271950		Flexible Coupling Kit	512673S
	2007.08-2014.01		Centre	Estate RWD 271820/271860/271950		Center Bearing Support	531051
2.0 (100 kw)	2007.08-2014.01		-	Estate RWD 271820/271860/271950		Flexible Coupling	512678
	2007.08-2014.01		-	Estate RWD 271820/271860/271950		Flexible Coupling Kit	512673S
	1993.06-2000.05		Centre	Saloon RWD 111941/111945		Center Bearing Support	512316
	1993.06-2000.05		-	Saloon RWD 111941/111945		Flexible Coupling	510569
	1993.06-2000.05		-	Saloon RWD 111941/111945		Flexible Coupling	512326
	1993.06-2000.05		-	Saloon RWD 111941/111945		Flexible Coupling Kit	510570S
2.0 (135 kw)	1993.06-2000.05		-	Saloon RWD 111941/111945		Flexible Coupling Kit	510578S
	1993.06-2000.05		-	Saloon RWD 111941/111945		Flexible Coupling Kit	537821S
	2013.12-2018.08		-	Saloon RWD 274920		Flexible Coupling	537627
	C220						
2.2 (110 kw)	1993.06-2000.05		Centre	Saloon RWD 111961		Center Bearing Support	512316
	1993.06-2000.05		-	Saloon RWD 111961		Flexible Coupling	510569
	1993.06-2000.05		-	Saloon RWD 111961		Flexible Coupling	512326
	1993.06-2000.05		-	Saloon RWD 111961		Flexible Coupling Kit	510570S
	1993.06-2000.05		-	Saloon RWD 111961		Flexible Coupling Kit	510578S
	1993.06-2000.05		-	Saloon RWD 111961		Flexible Coupling Kit	537821S
C230							
1.8 (141 kw)	2003.11-2005.07		Centre	Estate RWD 271948		Center Bearing Support	518416
	2003.11-2005.07		-	Estate RWD 271948		Flexible Coupling Kit	512673S
	2004.02-2007.02		Centre	Saloon RWD 271948		Center Bearing Support	518416
	2004.02-2007.02		-	Saloon RWD 271948		Flexible Coupling	512678
	2004.02-2007.02		-	Saloon RWD 271948		Flexible Coupling Kit	512673S
2.3 (142 kw)	1995.09-2000.05		Centre	Saloon RWD 111975		Center Bearing Support	512315
	1995.09-2000.05		-	Saloon RWD 111975		Flexible Coupling	510579
	1995.09-2000.05		-	Saloon RWD 111975		Flexible Coupling Kit	510571S
	1995.09-2000.05		-	Saloon RWD 111975		Flexible Coupling Kit	510580S
	1997.04-1999.10		-	Estate RWD 111975		Flexible Coupling	510579
	1997.04-1999.10		-	Estate RWD 111975		Flexible Coupling Kit	510571S
2.3 (145 kw)	1997.04-1999.10		-	Estate RWD 111975		Flexible Coupling Kit	510580S
	2001.03-2002.05		-	Coupe RWD 111981		Flexible Coupling	512678
	2001.03-2002.05		-	Coupe RWD 111981		Flexible Coupling Kit	537797S
2.5 (150 kw)	2001.03-2002.05		-	Coupe RWD 111981		Flexible Coupling Kit	512673S
	2005.03-2007.12		Centre	Saloon RWD 272920		Center Bearing Support	518416
2.5 (150 kw)	2005.03-2007.12		-	Saloon RWD 272920		Flexible Coupling Kit	512673S
	C240						
2.4 (125 kw)	1995.09-2000.05		Centre	Saloon RWD 112910		Center Bearing Support	512315
	1995.09-2000.05		-	Saloon RWD 112910		Flexible Coupling	510569
	1995.09-2000.05		-	Saloon RWD 112910		Flexible Coupling Kit	510570S
	1995.09-2000.05		-	Saloon RWD 112910		Flexible Coupling Kit	537821S
2.6 (125 kw)	2000.01-2005.07		-	Saloon RWD 112912		Flexible Coupling	512678
	2000.01-2005.07		-	Saloon RWD 112912		Flexible Coupling Kit	537797S
	2000.01-2005.07		-	Saloon RWD 112912		Flexible Coupling Kit	512673S
	2000.01-2005.07		-	Saloon RWD 112912		Flexible Coupling Kit	512678S
C250							
1.8 (150 kw)	2009.05-2014.01		Centre	Saloon RWD 271860		Center Bearing Support	531051
	2009.05-2014.01		-	Saloon RWD 271860		Flexible Coupling Kit	512673S
	2009.05-2014.01		-	Saloon RWD 271860		Flexible Coupling Kit	512677S
	2011.03-2014.01		Centre	Coupe RWD 271860		Center Bearing Support	531051



	 YEAR	TRANSM.	FITTING POSITION	BODY STYLE & DRIVE TYPE & ENGINE	REMARKS	 PRODUCT	GSP Ref.
MERCEDES-BENZ							
C250							
1.8 (150 kw)	2011.03-2014.01		-	Coupe RWD 271860		Flexible Coupling Kit	512677S
2.0 (155 kw)	2014.03-2018.05		-	Saloon RWD 274920		Flexible Coupling	512677
C280							
2.8 (142 kw)	1993.06-2000.05		Centre	Saloon RWD 104941		Center Bearing Support	512315
	1993.06-2000.05		-	Saloon RWD 104941		Flexible Coupling	510579
	1993.06-2000.05		-	Saloon RWD 104941		Flexible Coupling	512678
	1993.06-2000.05		-	Saloon RWD 104941		Flexible Coupling Kit	510580S
2.8 (145 kw)	1997.06-2000.05		Centre	Saloon RWD 112920		Center Bearing Support	512315
	1997.06-2000.05		-	Saloon RWD 112920		Flexible Coupling	512678
	1997.06-2000.05		-	Saloon RWD 112920		Flexible Coupling Kit	537819S
	1997.06-2000.05		-	Saloon RWD 112920		Flexible Coupling Kit	512673S
3.0 (170 kw)	2007.02-2014.01		Centre	Saloon RWD 272947		Center Bearing Support	531051
	2007.02-2014.01		-	Saloon RWD 272947		Flexible Coupling	512678
	2007.02-2014.01		-	Saloon RWD 272947		Flexible Coupling Kit	512673S
C300							
2.0 (180 kw)	2015.01-2018.08		-	Saloon RWD 274920		Flexible Coupling	537630
	2015.01-2018.08		-	Saloon RWD 274920		Flexible Coupling	512677
	2015.01-2018.08		-	Saloon RWD 274920		Flexible Coupling Kit	537630S
	2015.09-2018.05		-	Estate RWD 274920		Flexible Coupling	537630
	2015.09-2018.05		-	Estate RWD 274920		Flexible Coupling	512677
	2015.09-2018.05		-	Estate RWD 274920		Flexible Coupling Kit	537630S
	2016.06-2018.05		-	Cabriolet RWD 274920		Flexible Coupling	537630
	2016.06-2018.05		-	Cabriolet RWD 274920		Flexible Coupling	512677
	2016.06-2018.05		-	Cabriolet RWD 274920		Flexible Coupling Kit	537630S
2.0 (190 kw)	2018.05-		-	Saloon RWD 264920		Flexible Coupling Kit	537630S
3.0 (170 kw)	2008.01-2014.01		Centre	Saloon RWD 272947		Center Bearing Support	531051
	2008.01-2014.01		-	Saloon RWD 272947		Flexible Coupling Kit	512673S
C32 AMG							
3.2 (260 kw)	2000.11-2004.12		-	Saloon RWD 112961		Flexible Coupling	512677
	2000.11-2004.12		-	Saloon RWD 112961		Flexible Coupling Kit	512677S
	2000.11-2004.12		-	Saloon RWD 112961		Flexible Coupling Kit	512678S
C320							
3.2 (160 kw)	2000.05-2005.07		-	Saloon RWD 112946		Flexible Coupling	512678
	2000.05-2005.07		-	Saloon RWD 112946		Flexible Coupling Kit	512673S
	2002.08-2005.07	AT/MT	-	Saloon 4WD 112953		Propshaft	PS900346
	2002.08-2005.07		Centre	Saloon 4WD 112953		Center Bearing Support	518416
	2002.08-2005.07		-	Saloon 4WD 112953		Flexible Coupling	533884
	2002.08-2005.07		-	Saloon 4WD 112953		Flexible Coupling Kit	512673S
C350							
3.5 (200 kw)	2005.01-2007.02		-	Saloon RWD 272960		Flexible Coupling Kit	512677S
	2005.03-2007.02		Centre	Saloon 4WD 272970		Center Bearing Support	518416
	2005.03-2007.02		-	Saloon 4WD 272970		Flexible Coupling Kit	512673S
	2007.02-2014.01		-	Saloon RWD 272961		Flexible Coupling Kit	512677S
C36 AMG							
3.6 (206 kw)	1994.01-1998.01		Centre	Saloon RWD 104941AMG		Center Bearing Support	512315
	1994.01-1998.01		-	Saloon RWD 104941AMG		Flexible Coupling	510579
	1994.01-1998.01		-	Saloon RWD 104941AMG		Flexible Coupling	512678
	1994.01-1998.01		-	Saloon RWD 104941AMG		Flexible Coupling Kit	510580S
C43 AMG							
3.0 (270 kw)	2016.04-2018.05		-	Coupe 4WD 276823		Flexible Coupling	537627
	2016.04-2018.05		-	Coupe 4WD 276823		Flexible Coupling Kit	537630S
4.3 (225 kw)	1996.12-2000.12		-	Saloon RWD 113944		Flexible Coupling	512677
C63 AMG							
6.2 (336 kw)	2007.08-2014.01		Centre	Saloon RWD 156985		Center Bearing Support	531051
	2007.08-2014.01		-	Saloon RWD 156985		Flexible Coupling	537843
	2007.08-2014.01		-	Saloon RWD 156985		Flexible Coupling	533884
	2007.08-2014.01		-	Saloon RWD 156985		Flexible Coupling Kit	537832S
CL500							
5.0 (225 kw)	1999.09-2006.12		-	Coupe RWD 113960		Flexible Coupling	512677
	1999.09-2006.12		-	Coupe RWD 113960		Flexible Coupling Kit	512677S
CL55 AMG							
5.4 (368 kw)	2002.08-2006.12		-	Coupe RWD 113991		Flexible Coupling	533884
	2002.08-2006.12		-	Coupe RWD 113991		Flexible Coupling Kit	537832S


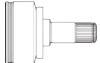
	 YEAR	TRANSM.	FITTING POSITION	BODY STYLE & DRIVE TYPE & ENGINE	REMARKS	 PRODUCT	GSP Ref.
MERCEDES-BENZ CL600							
5.8 (270 kw)	1999.09-2002.12		Centre	Coupe RWD 137970		Center Bearing Support	512668
CL63 AMG							
6.2 (386 kw)	2006.10-2013.12		-	Coupe RWD 156984		Flexible Coupling	533884
	2006.10-2013.12		-	Coupe RWD 156984		Flexible Coupling Kit	537832S
CL65 AMG							
6.0 (450 kw)	2006.10-2010.12		-	Coupe RWD 275982		Flexible Coupling	533884
	2006.10-2010.12		-	Coupe RWD 275982		Flexible Coupling Kit	537832S
CLA180							
1.6 (90 kw)	2013.01-2019.03		-	Coupe FWD 270910		Flexible Coupling Kit	537796S
CLA200							
1.6 (115 kw)	2013.01-2019.03		-	Coupe FWD 270910		Flexible Coupling Kit	537796S
CLA250							
2.0 (155 kw)	2013.07-2019.03		-	Coupe 4WD 270920		Flexible Coupling Kit	537796S
CLC200							
1.8 (135 kw)	2008.05-2011.06		Centre	Coupe RWD 271957		Center Bearing Support	518416
	2008.05-2011.06		-	Coupe RWD 271957		Flexible Coupling Kit	512673S
CLK230							
2.3 (142 kw)	1997.04-2000.05		Centre	Coupe RWD 111975		Center Bearing Support	512315
	1997.04-2000.05		-	Coupe RWD 111975		Flexible Coupling	510579
	1997.04-2000.05		-	Coupe RWD 111975		Flexible Coupling Kit	510571S
	1997.04-2000.05		-	Coupe RWD 111975		Flexible Coupling Kit	510580S
	1997.04-2000.05		-	Coupe RWD 111975		Flexible Coupling Kit	537796S
CLK320							
3.2 (160 kw)	1997.04-2002.07		Centre	Coupe RWD 112940		Center Bearing Support	512315
	1997.04-2002.07		-	Coupe RWD 112940		Flexible Coupling	510579
	2003.01-2005.12		Centre	Cabriolet RWD 112955		Center Bearing Support	518416
	2003.01-2005.12		-	Cabriolet RWD 112955		Flexible Coupling	512678
	2003.01-2005.12		-	Cabriolet RWD 112955		Flexible Coupling Kit	512673S
CLK350							
3.5 (200 kw)	2005.03-2010.03		-	Cabriolet RWD 272960		Flexible Coupling Kit	512677S
CLK430							
4.3 (205 kw)	1997.04-2003.07		Centre	Coupe RWD 113943		Center Bearing Support	512315
	1997.04-2003.07		-	Coupe RWD 113943		Flexible Coupling	512677
CLK500							
5.0 (225 kw)	2002.06-2009.05		-	Coupe RWD 113968		Flexible Coupling Kit	512677S
CLS350							
3.5 (200 kw)	2004.07-2010.12		-	Coupe RWD 272964		Flexible Coupling Kit	537794S
3.5 (225 kw)	2011.01-2014.08		Centre	Coupe RWD 276952		Center Bearing Support	531051
	2011.01-2014.08		-	Coupe RWD 276952		Flexible Coupling Kit	512677S
CLS400							
3.0 (245 kw)	2014.05-2017.12		Centre	Coupe RWD 276820		Center Bearing Support	531051
	2014.05-2017.12		-	Coupe RWD 276820		Flexible Coupling	537851
CLS500							
5.0 (225 kw)	2004.10-2010.12		-	Coupe RWD 113967		Flexible Coupling Kit	537794S
5.5 (285 kw)	2006.04-2011.12		-	Coupe RWD 273960		Flexible Coupling	533884
	2006.04-2011.12		-	Coupe RWD 273960		Flexible Coupling Kit	537832S
CLS53 AMG							
3.0 (320 kw)	2018.05-		-	Coupe 4WD 256930		Flexible Coupling	537851
CLS55 AMG							
5.4 (350 kw)	2005.01-2010.12		-	Coupe RWD 113990		Flexible Coupling	533884
	2005.01-2010.12		-	Coupe RWD 113990		Flexible Coupling Kit	537832S
CLS550							
5.5 (285 kw)	2006.04-2011.12		-	Coupe RWD 273960		Flexible Coupling	533884
	2006.04-2011.12		-	Coupe RWD 273960		Flexible Coupling Kit	537832S
CLS63 AMG							
5.5 (386 kw)	2011.02-2017.12		-	Coupe RWD 157980/157981		Flexible Coupling	533884
	2011.02-2017.12		-	Coupe RWD 157980/157981		Flexible Coupling	537843
	2011.02-2017.12		-	Coupe RWD 157980/157981		Flexible Coupling Kit	533884S
	2011.02-2017.12		-	Coupe RWD 157980/157981		Flexible Coupling Kit	537832S
5.5 (410 kw)	2011.01-2017.12		-	Coupe RWD 157981		Flexible Coupling	533884
	2011.01-2017.12		-	Coupe RWD 157981		Flexible Coupling	537843
	2011.01-2017.12		-	Coupe RWD 157981		Flexible Coupling Kit	533884S
	2011.01-2017.12		-	Coupe RWD 157981		Flexible Coupling Kit	537832S
	2013.05-2017.12	AT/MT	-	Coupe 4WD 157981		Propshaft	PS900359




	 YEAR	TRANSM.	FITTING POSITION	BODY STYLE & DRIVE TYPE & ENGINE	REMARKS	 PRODUCT	GSP Ref.
MERCEDES-BENZ							
CLS63 AMG							
5.5 (410 kw)	2013.05-2017.12	AT/MT	-	Estate 4WD 157981		Propshaft	PS900359
	2013.05-2017.12		-	Coupe 4WD 157981		Flexible Coupling	533884
	2013.05-2017.12		-	Estate 4WD 157981		Flexible Coupling	533884
	2013.05-2017.12		-	Coupe 4WD 157981		Flexible Coupling	537843
	2013.05-2017.12		-	Estate 4WD 157981		Flexible Coupling	537843
	2013.05-2017.12		-	Coupe 4WD 157981		Flexible Coupling Kit	537832S
	2013.05-2017.12		-	Estate 4WD 157981		Flexible Coupling Kit	537832S
	2013.05-2017.12		-	Coupe 4WD 157981		Flexible Coupling Kit	533884S
6.2 (378 kw)	2006.04-2010.12		-	Coupe RWD 156983		Flexible Coupling	533884
	2006.04-2010.12		-	Coupe RWD 156983		Flexible Coupling Kit	537832S
E200							
2.0 (100 kw)	1993.06-1995.06		Centre	Saloon RWD 111940		Center Bearing Support	510511
	1993.06-1995.06		-	Saloon RWD 111940		Flexible Coupling	510436
	1993.06-1995.06		-	Saloon RWD 111940		Flexible Coupling	510569
	1993.06-1995.06		-	Saloon RWD 111940		Flexible Coupling Kit	510434S
	1993.06-1995.06		-	Saloon RWD 111940		Flexible Coupling Kit	510570S
	1995.07-2000.06		-	Saloon RWD 111942		Flexible Coupling	510569
	1995.07-2000.06		-	Saloon RWD 111942		Flexible Coupling	512326
	1995.07-2000.06		-	Saloon RWD 111942		Flexible Coupling Kit	510570S
	1995.07-2000.06		-	Saloon RWD 111942		Flexible Coupling Kit	510578S
1995.07-2000.06		-	Saloon RWD 111942		Flexible Coupling Kit	537821S	
E220							
2.2 (110 kw)	1993.06-1995.06		Centre	Saloon RWD 111960		Center Bearing Support	510511
	1993.06-1995.06		-	Saloon RWD 111960		Flexible Coupling	510436
	1993.06-1995.06		-	Saloon RWD 111960		Flexible Coupling	510569
	1993.06-1995.06		-	Saloon RWD 111960		Flexible Coupling Kit	510434S
	1993.06-1995.06		-	Saloon RWD 111960		Flexible Coupling Kit	510570S
E230							
2.3 (110 kw)	1995.07-1997.10		-	Saloon RWD 111970		Flexible Coupling	510569
	1995.07-1997.10		-	Saloon RWD 111970		Flexible Coupling Kit	510570S
	1995.07-1997.10		-	Saloon RWD 111970		Flexible Coupling Kit	537821S
E240							
2.4 (125 kw)	1997.04-2000.06		-	Saloon RWD 112911		Flexible Coupling	510569
	1997.04-2000.06		-	Saloon RWD 112911		Flexible Coupling Kit	510570S
	1997.04-2000.06		-	Saloon RWD 112911		Flexible Coupling Kit	510578S
2.6 (125 kw)	2000.07-2002.03		-	Saloon RWD 112914		Flexible Coupling	512678
	2000.07-2002.03		-	Saloon RWD 112914		Flexible Coupling Kit	512673S
2.6 (130 kw)	2002.04-2006.07		-	Saloon RWD 112913		Flexible Coupling Kit	512673S
E250							
1.8 (150 kw)	2009.01-2015.12		Centre	Saloon RWD 271860		Center Bearing Support	531051
	2009.01-2015.12		-	Saloon RWD 271860		Flexible Coupling Kit	512677S
	2009.01-2016.12		Centre	Coupe RWD 271860		Center Bearing Support	531051
	2009.01-2016.12		-	Coupe RWD 271860		Flexible Coupling Kit	512677S
2.0 (155 kw)	2013.01-2016.12		Centre	Saloon RWD 274920		Center Bearing Support	531051
E280							
2.8 (142 kw)	1993.06-1995.06		-	Saloon RWD 104942		Flexible Coupling	510579
	1993.06-1995.06		-	Saloon RWD 104942		Flexible Coupling Kit	510580S
2.8 (150 kw)	1997.04-2002.03		-	Saloon RWD 112921		Flexible Coupling	512678
	1997.04-2002.03		-	Saloon RWD 112921		Flexible Coupling	510579
	1997.04-2002.03		-	Saloon RWD 112921		Flexible Coupling Kit	510580S
	1997.04-2002.03		-	Saloon RWD 112921		Flexible Coupling Kit	537850S
	1997.04-2002.03		-	Saloon RWD 112921		Flexible Coupling Kit	512673S
3.0 (170 kw)	2005.03-2008.12		-	Saloon RWD 272943		Flexible Coupling Kit	512673S
E300							
2.0 (180 kw)	2016.12-		-	Coupe RWD 274920		Flexible Coupling	537630
	2016.12-		-	Coupe RWD 274920		Flexible Coupling Kit	537630S
	2017.06-		-	Cabriolet RWD 274920		Flexible Coupling	537630
	2017.06-		-	Cabriolet RWD 274920		Flexible Coupling Kit	537630S
2.0 (190 kw)	2019.02-		-	Saloon RWD 264920/274920		Flexible Coupling Kit	537630S
E320							
3.2 (162 kw)	1993.06-1995.06		Centre	Saloon RWD 104992		Center Bearing Support	511574
	1993.06-1995.06		-	Saloon RWD 104992		Flexible Coupling	510579
	1993.06-1996.01		Centre	Estate RWD 104992		Center Bearing Support	511574



	 YEAR	TRANSM.	FITTING POSITION	BODY STYLE & DRIVE TYPE & ENGINE	REMARKS	 PRODUCT	GSP Ref.
MERCEDES-BENZ							
E320							
3.2 (162 kw)	1993.06-1996.01		-	Estate RWD 104992		Flexible Coupling	510579
	1995.07-1997.06		Centre	Saloon RWD 104995		Center Bearing Support	512668
	1995.07-1997.06		-	Saloon RWD 104995		Flexible Coupling	510579
	1995.07-1997.06		-	Saloon RWD 104995		Flexible Coupling Kit	510580S
3.2 (165 kw)	1997.04-2002.03		-	Saloon RWD 112941		Flexible Coupling	510579
	1997.04-2002.03		-	Saloon RWD 112941		Flexible Coupling	512678
	1997.04-2002.03		-	Saloon RWD 112941		Flexible Coupling Kit	510580S
	1997.04-2002.03		-	Saloon RWD 112941		Flexible Coupling Kit	512673S
	1997.04-2003.05		-	Estate RWD 112941		Flexible Coupling	510579
	1997.04-2003.05		-	Estate RWD 112941		Flexible Coupling	512678
	1997.04-2003.05		-	Estate RWD 112941		Flexible Coupling Kit	510580S
	1997.04-2003.05		-	Estate RWD 112941		Flexible Coupling Kit	512673S
	2002.04-2004.07		-	Saloon RWD 112949		Flexible Coupling Kit	512673S
	2003.04-2004.07		-	Estate RWD 112949		Flexible Coupling Kit	512673S
E350							
3.5 (200 kw)	2004.08-2008.12		-	Saloon RWD 272964		Flexible Coupling Kit	537794S
	2004.08-2008.12		-	Saloon RWD 272964		Flexible Coupling Kit	537793S
	2004.08-2008.12		-	Saloon RWD 272964		Flexible Coupling Kit	512677S
	2009.01-2013.12		Centre	Saloon RWD 272980		Center Bearing Support	531051
	2009.01-2013.12		-	Saloon RWD 272980		Flexible Coupling Kit	537793S
3.5 (215 kw)	2009.01-2011.08		Centre	Saloon RWD 272983		Center Bearing Support	531051
	2009.01-2011.08		-	Saloon RWD 272983		Flexible Coupling Kit	537793S
	2009.01-2011.08		-	Saloon RWD 272983		Flexible Coupling Kit	512677S
3.5 (225 kw)	2011.04-2014.12		-	Cabriolet RWD 276957		Flexible Coupling Kit	537793S
	2011.04-2014.12		-	Cabriolet RWD 276957		Flexible Coupling Kit	512677S
	2011.09-2015.12		Centre	Saloon RWD 276952		Center Bearing Support	531051
	2011.09-2015.12		-	Saloon RWD 276952		Flexible Coupling Kit	512677S
E420							
4.2 (205 kw)	1995.07-1997.10		-	Saloon RWD 119985		Flexible Coupling	512677
E43 AMG							
3.0 (295 kw)	2016.07-		-	Saloon 4WD 276823		Flexible Coupling	537630
	2016.07-		-	Saloon 4WD 276823		Flexible Coupling Kit	537630S
E430							
4.3 (205 kw)	1997.04-2002.03		-	Saloon RWD 113940		Flexible Coupling	512677
	1997.11-2003.05		-	Estate RWD 113940		Flexible Coupling	512677
E500							
4.7 (300 kw)	2011.09-2015.12		-	Saloon RWD 278922		Flexible Coupling	533884
	2011.09-2015.12		-	Saloon RWD 278922		Flexible Coupling Kit	537832S
5.0 (225 kw)	2002.04-2005.06		-	Saloon RWD 113967		Flexible Coupling Kit	537794S
	2002.04-2005.06		-	Saloon RWD 113967		Flexible Coupling Kit	537793S
5.5 (285 kw)	2006.05-2009.03		-	Saloon RWD 273960		Flexible Coupling	533884
	2006.05-2009.03		-	Saloon RWD 273960		Flexible Coupling Kit	537832S
	2009.01-2011.12		-	Saloon RWD 273971		Flexible Coupling	533884
	2009.01-2011.12		-	Saloon RWD 273971		Flexible Coupling Kit	537832S
E55 AMG							
5.4 (260 kw)	1997.01-2002.11		-	Saloon RWD 113980		Flexible Coupling	512677
5.4 (350 kw)	2002.11-2006.07		-	Saloon RWD 113990		Flexible Coupling	533884
	2002.11-2006.07		-	Saloon RWD 113990		Flexible Coupling Kit	537832S
E63 AMG							
5.5 (386 kw)	2011.02-2016.12		-	Saloon RWD 157981		Flexible Coupling	537843
	2011.02-2016.12		-	Saloon RWD 157981		Flexible Coupling	533884
	2011.02-2016.12		-	Saloon RWD 157981		Flexible Coupling Kit	533884S
	2011.02-2016.12		-	Saloon RWD 157981		Flexible Coupling Kit	537832S
5.5 (410 kw)	2013.01-2016.12		-	Estate 4WD 157981		Flexible Coupling	537843
	2013.01-2016.12		-	Saloon 4WD 157981		Flexible Coupling	537843
	2013.01-2016.12		-	Estate 4WD 157981		Flexible Coupling	533884
	2013.01-2016.12		-	Saloon 4WD 157981		Flexible Coupling	533884
	2013.01-2016.12		-	Estate 4WD 157981		Flexible Coupling Kit	537832S
	2013.01-2016.12		-	Saloon 4WD 157981		Flexible Coupling Kit	537832S
	2013.01-2016.12		-	Estate 4WD 157981		Flexible Coupling Kit	533884S
6.2 (378 kw)	2006.08-2009.11		-	Saloon RWD 156983		Flexible Coupling	533884
	2006.08-2009.11		-	Saloon RWD 156983		Flexible Coupling Kit	537832S



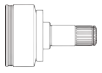
	 YEAR	TRANSM.	FITTING POSITION	BODY STYLE & DRIVE TYPE & ENGINE	REMARKS	 PRODUCT	GSP Ref.
MERCEDES-BENZ							
E63 AMG							
6.2 (386 kw)	2009.12-2015.12		-	Saloon RWD 156985		Flexible Coupling	533884
	2009.12-2015.12		-	Saloon RWD 156985		Flexible Coupling Kit	537832S
G320							
3.2 (158 kw)	1997.07-2004.08	4AT/5AT	-	Terrain cab wagon closed 4WD 112945		Propshaft	PS900554
	1997.07-2004.08		-	Terrain cab wagon closed 4WD 112945		Propshaft	202069
G55 AMG							
5.4 (350 kw)	2004.06-2006.07	5AT	-	Terrain cab wagon closed 4WD 113993		Propshaft	PS900554
G63 AMG							
5.5 (420 kw)	2015.06-	7AT	-	Terrain cab wagon closed 4WD 157984		Propshaft	PS900554
GLC250							
2.0 (155 kw)	2015.06-2019.04		-	SUV 4WD 274920		Flexible Coupling	537847
	2016.06-2019.04		-	SUV 4WD 274920		Flexible Coupling	537847
GLC300							
2.0 (190 kw)	2019.11-		-	SUV 4WD 264920		Flexible Coupling	537847
	2019.11-		-	SUV 4WD 264920		Flexible Coupling	537627
	2019.11-		-	SUV 4WD 264920		Flexible Coupling Kit	537627S
GLC43 AMG							
3.0 (270 kw)	2015.07-2019.08		-	SUV 4WD 276823		Flexible Coupling	537627
	2015.07-2019.08		-	SUV 4WD 276823		Flexible Coupling Kit	537627S
	2016.10-2019.08		-	SUV 4WD 276823		Flexible Coupling	537627
	2016.10-2019.08		-	SUV 4WD 276823		Flexible Coupling Kit	537627S
3.0 (287 kw)	2019.08-		-	SUV 4WD 276823		Flexible Coupling	537627
	2019.08-		-	SUV 4WD 276823		Flexible Coupling Kit	537627S
GLC63 AMG							
4.0 (350 kw)	2017.06-		-	SUV 4WD 177980		Flexible Coupling	537851
4.0 (375 kw)	2017.06-		-	SUV 4WD 177980		Flexible Coupling	537851
GLE350							
3.0 (190 kw)	2015.04-2018.10	AT	-	SUV 4WD 642826		Propshaft	PS900586
	2015.04-2018.10	AT	-	SUV 4WD 642826		Propshaft	PS900622
	2015.04-2018.10		-	SUV 4WD 642826		Flexible Coupling	512677
GLE400							
2.9 (243 kw)	2019.11-		-	SUV 4WD 656929		Flexible Coupling	537851
3.0 (245 kw)	2015.03-2019.10		-	SUV 4WD 276821/276825		Flexible Coupling	537630
	2015.03-2019.10		-	SUV 4WD 276821/276825		Flexible Coupling	537627
	2015.03-2019.10		-	SUV 4WD 276821/276825		Flexible Coupling Kit	537630S
GLE43 AMG							
3.0 (270 kw)	2016.05-2018.10		-	SUV 4WD 276821		Flexible Coupling	537630
	2016.05-2018.10		-	SUV 4WD 276821		Flexible Coupling	512677
	2016.05-2018.10		-	SUV 4WD 276821		Flexible Coupling Kit	537630S
	2016.05-2019.10		-	SUV 4WD 276821		Flexible Coupling Kit	537630S
GLE450 AMG							
3.0 (270 kw)	2015.10-2018.10		-	SUV 4WD 276821		Flexible Coupling	512677
	2015.10-2018.10		-	SUV 4WD 276821		Flexible Coupling Kit	537630S
GLK220							
2.2 (125 kw)	2008.06-2015.06		-	SUV 4WD 651912		Flexible Coupling Kit	512673S
GLK280							
3.0 (170 kw)	2008.06-2013.12	AT/MT	-	SUV 4WD 272948		Propshaft	PS900359
	2008.06-2013.12		-	SUV 4WD 272948		Flexible Coupling	512678
	2008.06-2013.12		-	SUV 4WD 272948		Flexible Coupling Kit	512673S
GLK300							
3.0 (170 kw)	2008.11-2015.12	AT/MT	-	SUV 4WD 272948		Propshaft	PS900359
	2008.11-2015.12		-	SUV 4WD 272948		Flexible Coupling Kit	512673S
GLS350							
3.0 (190 kw)	2015.11-2019.04	AT	-	SUV 4WD 642826		Propshaft	PS900586
	2015.11-2019.04		-	SUV 4WD 642826		Flexible Coupling	512677
	2015.11-2019.04		-	SUV 4WD 642826		Flexible Coupling Kit	537630S
ML230							
2.3 (110 kw)	1998.04-2000.08	MT	-	SUV 4WD 111977		Propshaft	PS900353
	1998.04-2000.08		Centre	SUV 4WD 111977		Center Bearing Support Kit	530473
ML270							
2.7 (120 kw)	1999.06-2005.07	AT	-	SUV 4WD 612963		Propshaft	PS900354
	1999.06-2005.07	MT	-	SUV 4WD 612963		Propshaft	PS900355
	1999.06-2005.07		Centre	SUV 4WD 612963		Center Bearing Support Kit	530473

	 YEAR	TRANSM.	FITTING POSITION	BODY STYLE & DRIVE TYPE & ENGINE	REMARKS	 PRODUCT	GSP Ref.
MERCEDES-BENZ ML320							
3.0 (165 kw)	2005.07-2011.07		-	SUV 4WD 642940		Propshaft	PS900607
	2005.07-2011.07	AT	-	SUV 4WD 642940		Propshaft	201958
	2005.07-2011.07	AT	-	SUV 4WD 642940		Propshaft	PS900363
	2005.07-2011.07		-	SUV 4WD 642940		Flexible Coupling Kit	537792S
3.2 (160 kw)	1998.02-2003.04	AT	-	SUV 4WD 112942		Propshaft	PS900352
	1998.02-2003.04		Centre	SUV 4WD 112942		Center Bearing Support Kit	530473
ML350							
3.0 (165 kw)	2009.06-2012.11	AT	-	SUV 4WD 642940		Propshaft	201958
	2009.06-2012.11		-	SUV 4WD 642940		Flexible Coupling Kit	537792S
3.0 (190 kw)	2011.06-2015.02	AT	-	SUV 4WD 642826		Propshaft	PS900586
	2011.06-2015.02	AT	-	SUV 4WD 642826		Propshaft	PS900622
	2011.06-2015.02		-	SUV 4WD 642826		Flexible Coupling	512677
	2011.06-2015.02		-	SUV 4WD 642826		Flexible Coupling Kit	537792S
3.5 (200 kw)	2005.02-2011.12		-	SUV 4WD 272967		Propshaft	PS900607
	2005.02-2011.12	AT	-	SUV 4WD 272967		Propshaft	201958
	2005.02-2011.12		-	SUV 4WD 272967		Flexible Coupling Kit	537792S
3.5 (225 kw)	2011.06-2015.02		-	SUV 4WD 276955		Flexible Coupling Kit	537792S
	2011.06-2015.02		-	SUV 4WD 276955		Flexible Coupling Kit	512673S
3.7 (173 kw)	2003.01-2005.12	AT	-	SUV 4WD 112970		Propshaft	PS900352
	2003.01-2005.12		Centre	SUV 4WD 112970		Center Bearing Support Kit	530473
ML430							
4.3 (200 kw)	1998.11-2002.08	AT	-	SUV 4WD 113942		Propshaft	PS900354
	1998.11-2002.08		Centre	SUV 4WD 113942		Center Bearing Support Kit	530473
ML500							
5.0 (215 kw)	2001.09-2005.06	AT	-	SUV 4WD 113965		Propshaft	PS900354
	2001.09-2005.06		Centre	SUV 4WD 113965		Center Bearing Support Kit	530473
5.0 (225 kw)	2005.08-2007.12		-	SUV 4WD 113964		Propshaft	PS900607
	2005.08-2007.12	AT	-	SUV 4WD 113964		Propshaft	201958
	2005.08-2007.12		-	SUV 4WD 113964		Flexible Coupling Kit	537792S
5.5 (285 kw)	2007.04-2012.06	AT	-	SUV 4WD 273963		Propshaft	201958
	2007.04-2012.06		-	SUV 4WD 273963		Flexible Coupling Kit	537792S
ML55 AMG							
5.4 (255 kw)	1999.06-2005.07	AT	-	SUV 4WD 113981		Propshaft	PS900354
	1999.06-2005.07		Centre	SUV 4WD 113981		Center Bearing Support Kit	530473
ML63 AMG							
5.5 (386 kw)	2011.11-2015.02		-	SUV 4WD 157982		Flexible Coupling Kit	537792S
6.2 (375 kw)	2005.12-2011.12		-	SUV 4WD 156980		Propshaft	PS900607
	2005.12-2011.12	AT	-	SUV 4WD 156980		Propshaft	201958
	2005.12-2011.12		-	SUV 4WD 156980		Flexible Coupling Kit	537792S
R500							
5.0 (225 kw)	2005.08-2014.12		-	MPV 4WD 113971		Flexible Coupling Kit	537792S
S280							
2.8 (142 kw)	1993.06-1999.01		-	Saloon RWD 104944		Flexible Coupling	510579
	1993.06-1999.01		-	Saloon RWD 104944		Flexible Coupling Kit	510571S
	1993.06-1999.01		-	Saloon RWD 104944		Flexible Coupling Kit	510580S
S320							
3.2 (165 kw)	1999.02-2002.08		-	Saloon RWD 112944		Flexible Coupling	512678
	1999.02-2002.08		-	Saloon RWD 112944		Flexible Coupling Kit	510571S
	1999.02-2002.08		-	Saloon RWD 112944		Flexible Coupling Kit	512673S
3.2 (170 kw)	1993.06-1998.10		-	Saloon RWD 104990/104994		Flexible Coupling	510579
	1993.06-1998.10		-	Saloon RWD 104990/104994		Flexible Coupling Kit	510571S
	1993.06-1998.10		-	Saloon RWD 104990/104994		Flexible Coupling Kit	510580S
S350							
3.5 (200 kw)	2005.09-2013.07		-	Saloon RWD 272965		Flexible Coupling Kit	512677S
S400							
3.5 (205 kw)	2008.11-2013.12		-	Saloon RWD 272974		Flexible Coupling Kit	537793S
	2008.11-2013.12		-	Saloon RWD 272974		Flexible Coupling Kit	512677S
S500							
4.7 (335 kw)	2013.05-2017.05		-	Saloon RWD 278929		Flexible Coupling	537851
5.0 (225 kw)	1998.10-2005.08		-	Saloon RWD 113960		Flexible Coupling	512677
	1998.10-2005.08		-	Saloon RWD 113960		Flexible Coupling Kit	512677S
5.0 (235 kw)	1993.01-1997.12		Centre	Saloon RWD 119980		Center Bearing Support	530178
	1993.01-1997.12		-	Saloon RWD 119980		Flexible Coupling	512677
	1993.01-1997.12		-	Saloon RWD 119980		Flexible Coupling Kit	512672S




 YEAR	TRANSM.	FITTING POSITION	BODY STYLE & DRIVE TYPE & ENGINE	REMARKS	 PRODUCT	GSP Ref.
MERCEDES-BENZ S500						
5.0 (240 kw)	1991.06-1998.10		Centre	Saloon RWD 119970	Center Bearing Support	530178
	1991.06-1998.10		-	Saloon RWD 119970	Flexible Coupling	512677
	1991.06-1998.10		-	Saloon RWD 119970	Flexible Coupling Kit	512672S
5.5 (285 kw)	2005.09-2013.07		-	Saloon RWD 273961	Flexible Coupling	533884
	2005.09-2013.07		-	Saloon RWD 273961	Flexible Coupling Kit	537832S
S500 Maybach						
4.7 (335 kw)	2014.12-		-	Saloon RWD 278929	Flexible Coupling	537851
S55 AMG						
5.4 (368 kw)	2002.09-2005.08		-	Saloon RWD 113991	Flexible Coupling	533884
	2002.09-2005.08		-	Saloon RWD 113991	Flexible Coupling Kit	537832S
S560						
4.0 (345 kw)	2017.07-		-	Saloon RWD 176980	Flexible Coupling	537851
S600						
5.5 (380 kw)	2005.09-2013.12		-	Saloon RWD 275953	Flexible Coupling	533884
	2005.09-2013.12		-	Saloon RWD 275953	Flexible Coupling Kit	537832S
S63 AMG						
5.5 (430 kw)	2013.07-2017.05	AT/MT	-	Saloon 4WD 157985	Propshaft	PS900359
	2015.11-2017.10	AT/MT	-	Cabriolet 4WD 157985	Propshaft	PS900359
6.2 (386 kw)	2006.12-2013.07		-	Saloon RWD 156984	Flexible Coupling	533884
	2006.12-2013.07		-	Saloon RWD 156984	Flexible Coupling Kit	537832S
S65 AMG						
6.0 (450 kw)	2005.12-2013.07		-	Saloon RWD 275982	Flexible Coupling	533884
	2005.12-2013.07		-	Saloon RWD 275982	Flexible Coupling Kit	537832S
SL280						
2.8 (142 kw)	1993.06-1998.05		-	Cabriolet RWD 104943	Flexible Coupling	510579
	1993.06-1998.05		-	Cabriolet RWD 104943	Flexible Coupling Kit	510580S
SL320						
3.2 (170 kw)	1994.01-1998.05		-	Cabriolet RWD 104991	Flexible Coupling	510579
	1994.01-1998.05		-	Cabriolet RWD 104991	Flexible Coupling Kit	510580S
SL350						
3.5 (232 kw)	2008.04-2012.01		-	Cabriolet RWD 272968	Flexible Coupling Kit	512677S
SL500						
5.0 (225 kw)	2001.08-2012.01		-	Cabriolet RWD 113963	Flexible Coupling	512677
	2001.08-2012.01		-	Cabriolet RWD 113963	Flexible Coupling Kit	512677S
5.0 (235 kw)	1992.09-2003.12		Centre	Cabriolet RWD 119972/119982	Center Bearing Support	530178
	1992.09-2003.12		-	Cabriolet RWD 119972/119982	Flexible Coupling	512677
5.5 (285 kw)	2006.03-2012.01		-	Cabriolet RWD 273965	Flexible Coupling	533884
	2006.03-2012.01		-	Cabriolet RWD 273965	Flexible Coupling Kit	537832S
SL65 AMG						
6.0 (450 kw)	2004.09-2011.12		-	Cabriolet RWD 275981	Flexible Coupling	533884
	2004.09-2011.12		-	Cabriolet RWD 275981	Flexible Coupling Kit	537832S
SLC300						
2.0 (180 kw)	2016.01-		-	Cabriolet RWD 274920	Flexible Coupling	537630
	2016.01-		-	Cabriolet RWD 274920	Flexible Coupling Kit	537630S
SLC43 AMG						
3.0 (270 kw)	2016.01-		-	Cabriolet RWD 276822	Flexible Coupling	537630
	2016.01-		-	Cabriolet RWD 276822	Flexible Coupling Kit	537630S
SLK200						
1.8 (120 kw)	2004.03-2011.02		-	Cabriolet RWD 271944	Flexible Coupling	512678
	2004.03-2011.02		-	Cabriolet RWD 271944	Flexible Coupling Kit	512673S
1.8 (135 kw)	2008.01-2011.02		-	Cabriolet RWD 271954	Flexible Coupling	512678
	2008.01-2011.02		-	Cabriolet RWD 271954	Flexible Coupling Kit	512673S
	2011.01-		-	Cabriolet RWD 271861	Flexible Coupling	512678
	2011.01-		-	Cabriolet RWD 271861	Flexible Coupling Kit	512673S
SLK230						
2.3 (142 kw)	1996.09-2000.12		Centre	Cabriolet RWD 111973	Center Bearing Support	512315
	1996.09-2000.12		-	Cabriolet RWD 111973	Flexible Coupling	512678
	1996.09-2000.12		-	Cabriolet RWD 111973	Flexible Coupling Kit	537819S
	1996.09-2000.12		-	Cabriolet RWD 111973	Flexible Coupling Kit	512673S
2.3 (145 kw)	1999.10-2004.01		-	Cabriolet RWD 111983	Flexible Coupling	512678
	1999.10-2004.01		-	Cabriolet RWD 111983	Flexible Coupling Kit	512673S
SLK250						
1.8 (150 kw)	2011.02-		-	Cabriolet RWD 271861	Flexible Coupling	512678
	2011.02-		-	Cabriolet RWD 271861	Flexible Coupling Kit	512673S




	 YEAR	TRANSM.	FITTING POSITION	BODY STYLE & DRIVE TYPE & ENGINE	REMARKS	 PRODUCT	GSP Ref.
MERCEDES-BENZ							
SLK300							
2.0 (180 kw)	2015.07-		-	Cabriolet RWD 274920		Flexible Coupling	537630
	2015.07-		-	Cabriolet RWD 274920		Flexible Coupling Kit	537630S
SLK32 AMG							
3.2 (260 kw)	2000.04-2004.01		Centre	Cabriolet RWD 112960		Center Bearing Support	518416
	2000.04-2004.01		-	Cabriolet RWD 112960		Flexible Coupling	512677
	2000.04-2004.01		-	Cabriolet RWD 112960		Flexible Coupling Kit	512677S
SLK320							
3.2 (160 kw)	1999.10-2004.01		Centre	Cabriolet RWD 112947		Center Bearing Support	518416
	1999.10-2004.01		-	Cabriolet RWD 112947		Flexible Coupling Kit	512673S
SLK350							
3.5 (200 kw)	2004.06-2011.02		-	Cabriolet RWD 272963		Flexible Coupling	512677
	2004.06-2011.02		-	Cabriolet RWD 272963		Flexible Coupling Kit	537794S
3.5 (225 kw)	2011.01-		-	Cabriolet RWD 276956		Flexible Coupling	512677
	2011.01-		-	Cabriolet RWD 276956		Flexible Coupling Kit	512677S
Sprinter 311D							
2.2 (80 kw)	2000.04-2006.05	MT	-	BUS RWD 611981		Propshaft	PS900373
	2000.04-2006.05	MT	-	VAN RWD 611981		Propshaft	PS900373
	2000.04-2006.05		Centre	BUS RWD 611981		Center Bearing Support	510503
	2000.04-2006.05		Centre	VAN RWD 611981		Center Bearing Support	510503
	2000.04-2006.05		Centre	BUS RWD 611981		Center Bearing Support Kit	531028S
	2000.04-2006.05		Centre	VAN RWD 611981		Center Bearing Support Kit	531028S
	2000.04-2006.12	MT	-	Platform/Chassis RWD 611981		Propshaft	PS900373
	2000.04-2006.12		Centre	Platform/Chassis RWD 611981		Center Bearing Support	510503
	2000.04-2006.12		Centre	Platform/Chassis RWD 611981		Center Bearing Support Kit	531028S
2.2 (84 kw)	2016.04-	6MT	-	VAN RWD 651955/651956		Propshaft	PS900609
	2016.04-	6MT	-	VAN RWD 651955/651956		Propshaft	PS900368
	2016.04-	6MT	-	VAN RWD 651955/651956		Propshaft	PS900558
	2016.04-	AT	-	VAN RWD 651955/651956		Propshaft	PS900367
	2016.04-		-	VAN RWD 651955/651956		Center Bearing Support	514807
	2016.04-		Centre	VAN RWD 651955/651956		Center Bearing Support Kit	514795S
Sprinter 313D							
2.2 (95 kw)	2000.04-2006.05	MT	-	BUS RWD 611981		Propshaft	PS900373
	2000.04-2006.05	MT	-	VAN RWD 611981		Propshaft	PS900373
	2000.04-2006.05	MT	-	Platform/Chassis RWD 611981		Propshaft	PS900373
	2000.04-2006.05		Centre	BUS RWD 611981		Center Bearing Support	510503
	2000.04-2006.05		Centre	VAN RWD 611981		Center Bearing Support	510503
	2000.04-2006.05		Centre	Platform/Chassis RWD 611981		Center Bearing Support	510503
	2000.04-2006.05		Centre	BUS RWD 611981		Center Bearing Support Kit	531028S
	2000.04-2006.05		Centre	VAN RWD 611981		Center Bearing Support Kit	531028S
	2000.04-2006.05		Centre	Platform/Chassis RWD 611981		Center Bearing Support Kit	531028S
	2006.06-	6MT	-	Platform/Chassis RWD 651955/651956		Propshaft	PS900631
	2006.06-	6MT	-	Platform/Chassis RWD 651955/651956		Propshaft	PS900368
	2006.06-	6MT	-	Platform/Chassis RWD 651955/651956		Propshaft	PS900550
	2006.06-	6MT	-	Platform/Chassis RWD 651955/651956		Propshaft	PS900558
	2006.06-	AT	-	Platform/Chassis RWD 651955/651956		Propshaft	PS900367
	2006.06-	AT	-	Platform/Chassis RWD 651955/651956		Propshaft	PS900559
	2006.06-		-	Platform/Chassis RWD 651955/651956		Center Bearing Support	514807
	2006.06-		Centre	Platform/Chassis RWD 651955/651956		Center Bearing Support Kit	514795S
	2006.06-		-	Platform/Chassis RWD 651955/651956		Flexible Coupling	533884
	2006.06-		-	Platform/Chassis RWD 651955/651956		Flexible Coupling Kit	537832S
	2009.03-	6MT	-	VAN RWD 651955/651956		Propshaft	PS900368
	2009.03-	6MT	-	VAN RWD 651955/651956		Propshaft	PS900550
	2009.03-	6MT	-	VAN RWD 651955/651956		Propshaft	PS900558
	2009.03-	AT	-	VAN RWD 651955/651956		Propshaft	PS900367
	2009.03-	AT	-	VAN RWD 651955/651956		Propshaft	PS900559
	2009.03-		-	VAN RWD 651955/651956		Center Bearing Support	514807
	2009.03-		Centre	VAN RWD 651955/651956		Center Bearing Support Kit	514795S
	2011.08-	6MT	-	BUS RWD 651955/651956/651957		Propshaft	PS900368
	2011.08-	6MT	-	BUS RWD 651955/651956/651957		Propshaft	PS900550
	2011.08-	6MT	-	BUS RWD 651955/651956/651957		Propshaft	PS900558
	2011.08-	AT	-	BUS RWD 651955/651956/651957		Propshaft	PS900367
	2011.08-	AT	-	BUS RWD 651955/651956/651957		Propshaft	PS900559
	2011.08-		-	BUS RWD 651955/651956/651957		Center Bearing Support	514807
	2011.08-		Centre	BUS RWD 651955/651956/651957		Center Bearing Support Kit	514795S




	 YEAR	TRANSM.	FITTING POSITION	BODY STYLE & DRIVE TYPE & ENGINE	REMARKS	 PRODUCT	GSP Ref.
MERCEDES-BENZ							
Sprinter 313D							
2.2 (95 kw)	2011.08-		-	BUS RWD 651955/651956/651957		Flexible Coupling	533884
	2011.08-		-	BUS RWD 651955/651956/651957		Flexible Coupling Kit	537832S
Sprinter 413D							
2.2 (95 kw)	2000.04-2006.05		Centre	VAN RWD 611981		Center Bearing Support	510503
	2000.04-2006.05		Centre	Platform/Chassis RWD 611981		Center Bearing Support	510503
	2000.04-2006.05		Centre	VAN RWD 611981		Center Bearing Support Kit	531028S
	2000.04-2006.05		Centre	Platform/Chassis RWD 611981		Center Bearing Support Kit	531028S
	2000.04-2006.05		Centre	BUS RWD 611981		Center Bearing Support Kit	531028S
	2006.06-	6MT	-	VAN RWD 651955/651956		Propshaft	PS900368
	2006.06-	6MT	-	VAN RWD 651955/651956		Propshaft	PS900550
	2006.06-	6MT	-	VAN RWD 651955/651956		Propshaft	PS900558
	2006.06-	AT	-	VAN RWD 651955/651956		Propshaft	PS900367
	2006.06-	AT	-	VAN RWD 651955/651956		Propshaft	PS900559
	2006.06-		-	VAN RWD 651955/651956		Center Bearing Support	514807
	2006.06-		Centre	VAN RWD 651955/651956		Center Bearing Support Kit	514795S
MINI							
Mini Countryman							
1.6 (135 kw)	2010.08-2016.10		-	Estate 4WD N18B16A		Flexible Coupling	510641
1.6 (160 kw)	2012.11-2016.10		-	Estate 4WD N18B16C		Flexible Coupling	510641
Mini Paceman							
1.6 (135 kw)	2013.01-2016.09		-	Coupe 4WD N18B16A		Flexible Coupling	510641
1.6 (160 kw)	2013.01-2016.10		-	Coupe 4WD N18B16C		Flexible Coupling	510641
MITSUBISHI							
3000 GT							
3.0 (210 kw)	1992.06-1999.06		Centre	Coupe 4WD 6G72DOHCT		Center Bearing Support	514786
Challenger							
2.8 (92 kw)	1996.07-2003.10		Centre	Terrain cab wagon closed 4WD 4M40T		Center Bearing Support	514819
Eclipse							
2.0 (110 kw)	1991.04-1994.08		Centre	Coupe 4WD 4G63DOHC		Center Bearing Support	514786
G-Wagon							
2.8 (92 kw)	1997.11-2001.09		Centre	Terrain cab wagon closed 4WD 4M40T		Center Bearing Support	514819
GTO							
3.0 (210 kw)	1990.01-2000.12		Centre	Coupe 4WD 6G72DOHCT		Center Bearing Support	514786
L200							
2.5 (73 kw)	1996.09-2007.12		Centre	Pick up 4WD 4D56		Center Bearing Support	514819
L200/Triton/Hunter							
3.5 (147 kw)	2007.05-2015.12		Centre	Pick up AWD 6G74(SOHC 24V)		Center Bearing Support	514797
3.5 (151 kw)	2009.08-2016.12		Centre	Pick up AWD 6G74(SOHC 24V)		Center Bearing Support	514797
Lancer Evolution							
2.0 (213 kw)	2005.08-2007.09		-	Saloon 4WD 4G63DOHC		Center Bearing Support	530440
Outlander							
2.4 (118 kw)	2003.09-2007.09		-	SUV 4WD 4G69		Center Bearing Support	514821
	2003.09-2007.09		-	SUV 4WD 4G69		Center Bearing Support	514796
2.4 (125 kw)	2006.11-2013.12	AT/MT	-	SUV 4WD 4B12		Propshaft	PS900401
	2006.11-2013.12		Centre	SUV 4WD 4B12		Center Bearing Support Kit	514800S
NISSAN							
Frontier							
2.5 (76 kw)	1998.05-2001.10		Centre	Pick up 4WD TD25TI		Center Bearing Support Kit	511891S
Murano							
3.5 (172 kw)	2004.09-2009.12		Centre	SUV 4WD VQ35DE		Center Bearing Support Kit	514791S
Navara							
2.5 (76 kw)	1998.05-2001.10		Centre	Pick up 4WD TD25TI		Center Bearing Support Kit	511891S
2.5 (106 kw)	2005.07-	MT	-	Pick up RWD YD25DDTI		Propshaft	PS900594
	2006.12-	AT/MT	-	Pick up 4WD YD25DDTI		Propshaft	PS900434
	2006.12-	AT	-	Pick up 4WD YD25DDTI		Propshaft	PS900563
2.5 (120 kw)	2007.08-	MT	-	Pick up RWD YD25DDTI		Propshaft	PS900594
2.5 (126 kw)	2006.10-	AT/MT	-	Pick up 4WD YD25DDTI		Propshaft	PS900434
	2006.10-	AT	-	Pick up 4WD YD25DDTI		Propshaft	PS900563
2.5 (140 kw)	2009.12-	AT/MT	-	Pick up 4WD YD25DDTI		Propshaft	PS900434
	2009.12-	AT	-	Pick up 4WD YD25DDTI		Propshaft	PS900563
NP300 Navara							
2.3 (118 kw)	2019.01-	AT	-	Pick up AWD YS23DDT		Propshaft	PS900564
2.3 (140 kw)	2015.11-	AT	-	Pick up 4WD YS23DDTT		Propshaft	PS900564

	 YEAR	TRANSM.	FITTING POSITION	BODY STYLE & DRIVE TYPE & ENGINE	REMARKS	 PRODUCT	GSP Ref.
NISSAN							
Pathfinder							
2.5 (128 kw)	2005.01-2010.06	AT/MT	-	SUV 4WD YD25DDTI		Propshaft	PS900434
3.5 (162 kw)	2000.02-2004.12	4AT	-	Terrain cab wagon closed 4WD VQ35DE		Joint,propshaft	801298
4.0 (198 kw)	2005.01-2014.08	AT/MT	-	SUV 4WD VQ40DE		Propshaft	PS900434
Terrano (Pick Up)							
2.5 (76 kw)	1998.05-2001.10		Centre	Pick up 4WD TD25TI		Center Bearing Support Kit	511891S
PONTIAC							
Solstice							
2.0 (194 kw)	2007.01-2009.12	5AT/5MT	-	Cabriolet RWD LNF		Joint,propshaft	635045
PORSCHE							
Cayenne							
3.0 (245 kw)	2010.06-	8AT	-	SUV AWD M 06.ECMCG.E/MCG.EA/MCG.FA		Propshaft	PS900522
	2010.06-		Centre	SUV AWD M 06.ECMCG.E/MCG.EA/MCG.FA		Center Bearing Support	514781
	2010.06-		-	SUV AWD M 06.ECMCG.E/MCG.EA/MCG.FA		Flexible Coupling Kit	517957S
3.2 (184 kw)	2003.10-2006.12		Centre	SUV 4WD M022Y		Center Bearing Support	514781
	2003.10-2006.12		-	SUV 4WD M022Y		Flexible Coupling	517957
	2003.10-2006.12		-	SUV 4WD M022Y		Flexible Coupling Kit	517957S
3.6 (213 kw)	2007.02-2010.05		-	SUV 4WD M5501		Joint,propshaft	601297
	2007.02-2010.05		Centre	SUV 4WD M5501		Center Bearing Support	514781
	2007.02-2010.05		-	SUV 4WD M5501		Flexible Coupling	517957
	2007.02-2010.05		-	SUV 4WD M5501		Flexible Coupling Kit	517957S
3.6 (220 kw)	2010.06-		Centre	SUV 4WD M5502/MCEYA		Center Bearing Support	514781
	2010.06-		-	SUV 4WD M5502/MCEYA		Flexible Coupling Kit	517957S
3.6 (309 kw)	2014.10-		-	SUV 4WD Mcura		Propshaft	PS900625
3.6 (324 kw)	2015.02-		-	SUV 4WD MCXZA		Propshaft	PS900625
4.5 (331 kw)	2002.08-2006.12		-	SUV 4WD M4850		Propshaft	PS900525
	2002.08-2006.12		-	SUV 4WD M4850		Propshaft	PS900527
	2002.08-2006.12		-	SUV 4WD M4850		Joint,propshaft	661094
	2002.08-2006.12		-	SUV 4WD M4850		Joint,propshaft	601297
	2002.08-2006.12		Centre	SUV 4WD M4850		Center Bearing Support	514781
	2002.08-2006.12		-	SUV 4WD M4850		Flexible Coupling	517957
	2002.08-2006.12		-	SUV 4WD M4850		Flexible Coupling Kit	517957S
4.5 (383 kw)	2006.03-2010.05		-	SUV 4WD M4850T		Joint,propshaft	601297
	2006.03-2010.05		Centre	SUV 4WD M4850T		Center Bearing Support	514781
	2006.03-2010.05		-	SUV 4WD M4850T		Flexible Coupling Kit	517957S
4.8 (283 kw)	2007.02-2010.12		-	SUV 4WD M4801		Joint,propshaft	601297
	2007.02-2010.12		Centre	SUV 4WD M4801		Center Bearing Support	514781
	2007.02-2010.12		-	SUV 4WD M4801		Flexible Coupling	517957
	2007.02-2010.12		-	SUV 4WD M4801		Flexible Coupling Kit	517957S
4.8 (298 kw)	2007.10-2010.12		-	SUV 4WD M4801		Joint,propshaft	601297
	2007.10-2010.12		Centre	SUV 4WD M4801		Center Bearing Support	514781
	2007.10-2010.12		-	SUV 4WD M4801		Flexible Coupling	517957
	2007.10-2010.12		-	SUV 4WD M4801		Flexible Coupling Kit	517957S
4.8 (309 kw)	2012.06-2014.09		Centre	SUV 4WD M4802		Center Bearing Support	514781
	2012.06-2014.09		-	SUV 4WD M4802		Flexible Coupling Kit	517957S
4.8 (368 kw)	2006.12-2010.05		-	SUV 4WD M4851		Propshaft	PS900525
	2006.12-2010.05		-	SUV 4WD M4851		Propshaft	PS900527
	2006.12-2010.05		-	SUV 4WD M4851		Joint,propshaft	661094
	2006.12-2010.05		Centre	SUV 4WD M4851		Center Bearing Support	514781
	2006.12-2010.05		-	SUV 4WD M4851		Flexible Coupling	517957
	2006.12-2010.05		-	SUV 4WD M4851		Flexible Coupling Kit	517957S
	2010.06-2014.09		-	SUV 4WD M4852		Propshaft	PS900625
	2010.06-2014.09		Centre	SUV 4WD M4852		Center Bearing Support	514781
4.8 (382 kw)	2010.06-2014.09		-	SUV 4WD M4852		Flexible Coupling Kit	517957S
			-	SUV 4WD M4852		Propshaft	PS900625
4.8 (405 kw)	2012.10-2014.09		Centre	SUV 4WD M4852		Center Bearing Support	514781
	2012.10-2014.09		-	SUV 4WD M4852		Flexible Coupling Kit	517957S
4.8 (419 kw)	2015.01-		-	SUV 4WD MCYXA		Propshaft	PS900625
Macan							
3.0 (250 kw)	2014.02-2018.09		-	SUV 4WD MCTMA		Propshaft	PS900591
3.0 (265 kw)	2015.11-2018.09		-	SUV 4WD MDCNA		Propshaft	PS900591
3.6 (294 kw)	2014.02-2018.09		-	SUV 4WD MCTLA		Propshaft	PS900591
Panamera							
3.0 (184 kw)	2011.08-2016.10	AT	-	Hatchback RWD MCRC/MCROC		Propshaft	PS900566

	 YEAR	TRANSM.	FITTING POSITION	BODY STYLE & DRIVE TYPE & ENGINE	REMARKS	 PRODUCT	GSP Ref.
PORSCHE							
Panamera							
3.0 (309 kw)	2013.08-2016.10		-	Hatchback RWD MCWDA		Propshaft	PS900560
	2013.08-2016.10	AT	-	Hatchback RWD MCWDA		Propshaft	PS900566
3.6 (220 kw)	2010.04-2013.07		-	Hatchback 4WD M4640		Propshaft	PS900560
	2010.05-2013.07	AT/7DCT	-	Hatchback RWD M4620		Propshaft	PS900566
4.8 (294 kw)	2009.09-2013.07	AT/7DCT	-	Hatchback RWD M4820		Propshaft	PS900566
4.8 (316 kw)	2012.01-2016.10		-	Hatchback 4WD M4840/MCXRA		Propshaft	PS900560
4.8 (324 kw)	2013.08-2016.10		-	Hatchback 4WD M4870		Propshaft	PS900560
4.8 (368 kw)	2009.09-2013.12	AT	-	Hatchback 4WD M4870		Propshaft	PS900450
4.8 (382 kw)	2013.04-2016.10	AT	-	Hatchback 4WD MCWBA		Propshaft	PS900450
SSANGYONG							
Actyon							
2.0 (104 kw)	2006.04-2013.06		Centre	SUV 4WD D20DT		Center Bearing Support	514805
	2006.04-2013.06		-	SUV 4WD D20DT		Flexible Coupling	533419
2.3 (110 kw)	2006.11-		Centre	SUV 4WD G23D		Center Bearing Support	514805
Actyon Sports							
2.0 (104 kw)	2007.04-2013.06		Centre	Pick up 4WD D20DT		Center Bearing Support	514805
	2007.04-2013.06		-	Pick up 4WD D20DT		Flexible Coupling	533419
Korando							
2.0 (129 kw)	2010.11-		-	SUV 4WD D20DTF		Flexible Coupling	533419
2.2 (131 kw)	2015.07-		-	SUV 4WD D22DTF		Flexible Coupling	533419
Kyron							
2.0 (101 kw)	2005.05-		Centre	SUV 4WD D20DT		Center Bearing Support	514805
2.7 (121 kw)	2005.05-	AT/MT	-	SUV 4WD D27DT		Propshaft	PS900458
	2005.05-		Centre	SUV 4WD D27DT		Center Bearing Support	514805
Rexton							
2.7 (121 kw)	2004.05-2006.08		Centre	SUV 4WD D27DT		Center Bearing Support	514805
	2014.02-		Centre	SUV 4WD D27DT		Center Bearing Support	514805
2.7 (130 kw)	2003.12-2006.08		Centre	SUV 4WD D27DT		Center Bearing Support	514805
2.9 (88 kw)	2002.04-2006.08		Centre	SUV 4WD 662925		Center Bearing Support	514805
Rexton II							
2.7 (121 kw)	2006.09-2012.05		Centre	SUV 4WD D27DT		Center Bearing Support	514805
2.7 (130 kw)	2006.09-2009.12		Centre	SUV 4WD D27DT		Center Bearing Support	514805
2.7 (132 kw)	2008.02-2013.04	5AT	-	SUV 4WD D27DTP		Propshaft	PS900459
	2008.02-2013.04		Centre	SUV 4WD D27DTP		Center Bearing Support	514805
Rexton W							
2.7 (121 kw)	2012.07-		Centre	SUV 4WD D27DT		Center Bearing Support	514805
SUBARU							
Forester							
2.0 (110 kw)	2013.03-	MT	-	SUV 4WD FB20A/FB20B		Propshaft	PS900461
2.5 (169 kw)	2008.06-2013.09	4AT	-	SUV 4WD EJ255		Propshaft	PS900460
Impreza WRX							
2.5 (221 kw)	2008.01-2013.08	4AT	-	Hatchback 4WD EJ257		Propshaft	PS900460
Outback							
3.0 (180 kw)	2003.09-2009.09	AT	-	Estate 4WD 30D/EZ30D/EZ30R		Propshaft	PS900463
XV							
2.0 (110 kw)	2011.09-	MT	-	SUV 4WD FB20A/FB20B		Propshaft	PS900461
SUZUKI							
Grand Escudo							
2.0 (103 kw)	2005.09-2011.12	AT/MT	-	Terrain cab wagon closed 4WD J20A		Propshaft	PS900608
	2005.09-2011.12		-	Terrain cab wagon closed 4WD J20A		Joint,propshaft	835068
	2005.10-2011.12		-	Terrain cab wagon closed RWD J20A		Joint,propshaft	835068
Grand Vitara							
2.0 (103 kw)	2005.09-2015.02	AT/MT	-	Terrain cab wagon closed 4WD J20A		Propshaft	PS900608
	2005.09-2015.02		-	Terrain cab wagon closed 4WD J20A		Joint,propshaft	835068
SX4 S-Cross							
1.6 (88 kw)	2013.08-	AT/MT	-	Hatchback 4WD M16A		Propshaft	PS900465
TOYOTA							
Fortuner							
2.8 (130 kw)	2015.05-		-	SUV 4WD 1GDFTV		Center Bearing Support	533532
	2015.05-		-	SUV 4WD 1GDFTV		Center Bearing Support	533533
4.0 (175 kw)	2005.01-2015.05		Centre	SUV 4WD 1GRFE		Center Bearing Support	531656
Hilux							
2.4 (61 kw)	1997.08-2001.08		Centre	Pick up RWD 2L		Center Bearing Support	531656





	 YEAR	TRANSM.	FITTING POSITION	BODY STYLE & DRIVE TYPE & ENGINE	REMARKS	 PRODUCT	GSP Ref.
TOYOTA							
Hilux							
2.5 (75 kw)	2005.03-2015.05	MT	-	Pick up 4WD 2KDFTV		Propshaft	PS900472
	2005.03-2015.05	MT	-	Pick up 4WD 2KDFTV		Propshaft	PS900479
	2005.03-2015.05		Centre	Pick up 4WD 2KDFTV		Center Bearing Support	518878
	2005.03-2015.05		Centre	Pick up RWD 2KDFTV		Center Bearing Support	518878
	2005.03-2015.05		Centre	Pick up 4WD 2KDFTV		Center Bearing Support	531656
2.8 (130 kw)	2005.03-2015.05		Centre	Pick up RWD 2KDFTV		Center Bearing Support	531656
	2005.03-2015.05		Centre	Pick up 4WD 2KDFTV		Center Bearing Support	531656
	2015.05-	MT	-	Pick up 4WD 1GDFTV		Propshaft	PS900472
	2015.05-	MT	-	Pick up 4WD 1GDFTV		Propshaft	PS900479
	2015.05-		-	Pick up 4WD 1GDFTV		Center Bearing Support	533532
3.0 (67 kw)	2015.05-		-	Pick up 4WD 1GDFTV		Center Bearing Support	533533
	2001.08-2005.07		Centre	Pick up RWD 5L		Center Bearing Support	531656
3.0 (120 kw)	2005.03-2015.05	AT	-	Pick up 4WD 1KDFTV		Propshaft	PS900482
	2005.03-2015.05		-	Pick up 4WD 1KDFTV		Center Bearing Support	533532
	2005.03-2015.05		-	Pick up 4WD 1KDFTV		Center Bearing Support	533533
	2005.03-2015.05		Centre	Pick up 4WD 1KDFTV		Center Bearing Support	518878
	2005.03-2015.05		Centre	Pick up 4WD 1KDFTV		Center Bearing Support	531656
3.0 (124 kw)	2005.08-2015.05	5MT	-	Pick up AWD 1KD-FTV		Propshaft	PS900481
	2005.08-2015.05	AT	-	Pick up AWD 1KD-FTV		Propshaft	PS900482
3.0 (126 kw)	2006.10-2015.05	MT	-	Pick up 4WD 1KDFTV		Propshaft	PS900472
	2006.10-2015.05	MT	-	Pick up 4WD 1KDFTV		Propshaft	PS900479
	2006.10-2015.05	AT	-	Pick up 4WD 1KDFTV		Propshaft	PS900482
	2006.10-2015.05		-	Pick up 4WD 1KDFTV		Center Bearing Support	533532
	2006.10-2015.05		-	Pick up 4WD 1KDFTV		Center Bearing Support	533533
	2006.10-2015.05		Centre	Pick up 4WD 1KDFTV		Center Bearing Support	518878
	2006.10-2015.05		Centre	Pick up 4WD 1KDFTV		Center Bearing Support	531656
4.0 (175 kw)	2015.07-		-	Pick up 4WD 1GRFE		Center Bearing Support	533532
	2015.07-		-	Pick up 4WD 1GRFE		Center Bearing Support	533533
Previa							
2.4 (97 kw)	1990.05-2000.08		-	MPV RWD 2TZFE		Flexible Coupling	511086
	1990.05-2000.08		-	MPV RWD 2TZFE		Flexible Coupling Kit	511086S
Rav 4							
2.0 (94 kw)	1997.12-2000.06		Centre	SUV 4WD 3SFE		Center Bearing Support	514085
2.0 (110 kw)	2000.05-2005.11	AT/MT	-	SUV 4WD 1AZFE		Propshaft	PS900492
	2000.05-2005.11	AT/MT	-	SUV 4WD 1AZFE		Propshaft	PS900565
	2000.05-2005.11	AT/MT	-	SUV 4WD 1AZFE		Propshaft	PS900589
	2000.05-2005.11		Centre	SUV 4WD 1AZFE		Center Bearing Support	513001
2.5 (132 kw)	2012.12-		-	SUV 4WD 2ARFE		Propshaft	PS900493
VOLVO							
960							
2.9 (150 kw)	1990.09-1996.12		Centre	Saloon RWD B6304FS/B6304GS		Center Bearing Support	530187
S60							
2.5 (154 kw)	2002.06-2010.03		-	Saloon 4WD B5254T2		Propshaft	PS900515
	2002.06-2010.03	AT/MT	-	Saloon 4WD B5254T2		Joint,propshaft	635008
3.0 (224 kw)	2010.04-2016.12	AT	-	Saloon 4WD B6304T4		Propshaft	PS900513
	2010.04-2016.12	AT	-	Saloon 4WD B6304T4		Propshaft	PS900516
S80							
3.2 (175 kw)	2006.10-2010.03	AT	-	Saloon 4WD B6324S		Propshaft	PS900511
	2006.10-2010.03	AT	-	Saloon 4WD B6324S		Propshaft	PS900512
V60							
3.0 (224 kw)	2010.11-2015.12	AT	-	Estate 4WD B6304T4		Propshaft	PS900513
	2010.11-2015.12	AT	-	Estate 4WD B6304T4		Propshaft	PS900516
V70							
2.5 (154 kw)	2002.08-2007.08	AT/MT	-	Estate 4WD B5254T2		Propshaft	PS900506
	2002.08-2007.08	AT/MT	-	Estate 4WD B5254T2		Propshaft	PS900510
	2002.08-2007.08	AT/MT	-	Estate 4WD B5254T2		Joint,propshaft	635008
XC40							
2.0 (184 kw)	2017.10-		-	SUV 4WD B4204T14/B4204T18		Propshaft	PS900624
XC60							
2.0 (187 kw)	2017.03-2018.12		-	SUV 4WD B4204T23		Propshaft	PS900619
2.0 (192 kw)	2017.03-2018.12		-	SUV 4WD B4204T23		Propshaft	PS900619
3.0 (210 kw)	2008.07-2010.03	AT	-	SUV 4WD B6304T2		Propshaft	PS900513
3.0 (224 kw)	2009.03-2017.02	AT	-	SUV 4WD B6304T4		Propshaft	PS900513
	2009.03-2017.02	AT	-	SUV 4WD B6304T4		Propshaft	PS900516

	 YEAR	TRANSM.	FITTING POSITION	BODY STYLE & DRIVE TYPE & ENGINE	REMARKS	 PRODUCT	GSP Ref.
VOLVO							
XC70							
2.5 (154 kw)	2002.06-2007.10	AT/MT	-	Estate 4WD B5254T2		Propshaft	PS900506
	2002.06-2007.10	AT/MT	-	Estate 4WD B5254T2		Propshaft	PS900510
	2002.06-2007.10	AT/MT	-	Estate 4WD B5254T2		Joint,propshaft	635008
XC90							
2.0 (173 kw)	2016.03-2019.12		-	SUV 4WD D4204T23		Propshaft	PS900628
	2016.03-2019.12	AT	-	SUV 4WD D4204T23		Propshaft	PS900517
2.0 (235 kw)	2014.09-2018.12		-	SUV 4WD B4204T27		Propshaft	PS900628
	2014.09-2018.12	AT	-	SUV 4WD B4204T27		Propshaft	PS900517
2.5 (154 kw)	2002.06-2014.12	AT	-	SUV 4WD B5254T2		Propshaft	PS900515
	2002.06-2014.12	AT/MT	-	SUV 4WD B5254T2		Joint,propshaft	602148
2.9 (200 kw)	2002.06-2005.08		-	SUV 4WD B6294T		Propshaft	PS900515
	2002.06-2005.08	AT	-	SUV 4WD B6294T		Propshaft	PS900514
3.2 (175 kw)	2006.04-2014.12	AT	-	SUV 4WD B6324S		Propshaft	PS900505
	2006.04-2014.12	AT	-	SUV 4WD B6324S		Propshaft	PS900507
	2011.09-2014.12	6AT	-	SUV FWD B6324S5		Joint,propshaft	699195
3.2 (179 kw)	2011.04-2014.12	AT	-	SUV 4WD B6324S5		Propshaft	PS900505
4.4 (232 kw)	2004.09-2011.12	AT	-	SUV 4WD B8444S		Propshaft	PS900507
VW							
Amarok							
2.0 (103 kw)	2012.05-		-	Pick up 4WD CNFB		Propshaft	PS900614
	2012.05-	6MT	-	Pick up 4WD CNFB		Propshaft	PS900573
2.0 (120 kw)	2009.11-2012.08		-	Pick up 4WD CDCA		Propshaft	PS900614
	2009.11-2012.08	6AT/6MT	-	Pick up 4WD CDCA		Propshaft	PS900573
2.0 (132 kw)	2011.11-	8AT	-	Pick up 4WD CNEA/CSHA		Propshaft	PS900614
3.0 (165 kw)	2016.06-		-	Pick up 4WD DDXC		Propshaft	PS900614
3.0 (190 kw)	2018.05-		-	Pick up 4WD DDXE		Propshaft	PS900614
Campmobile							
2.4 (55 kw)	1997.05-2002.04		Centre	BUS FWD AJA		Center Bearing Support	514801
Caravelle							
2.4 (55 kw)	1997.04-2003.06		Centre	BUS FWD AJA		Center Bearing Support	514801
CC							
3.6 (220 kw)	2011.11-2016.12		-	Coupe 4WD BWS		Flexible Coupling Kit	537626S
Multivan							
2.4 (55 kw)	1997.04-2003.04		Centre	BUS FWD AJA		Center Bearing Support	514801
Passat							
3.2 (184 kw)	2005.09-2010.11		-	Saloon 4WD AXZ		Flexible Coupling	537626
Passat CC							
3.6 (220 kw)	2008.02-2011.12		-	Coupe 4WD BWS		Flexible Coupling	537626
	2008.02-2011.12		-	Coupe 4WD BWS		Flexible Coupling Kit	537626S
Passat Estate/Variant							
3.2 (184 kw)	2005.09-2010.11		-	Estate 4WD AXZ		Flexible Coupling	537626
Tiguan							
2.0 (155 kw)	2011.05-2018.07	MT	-	SUV 4WD CCZB		Propshaft	PS900520
	2011.05-2018.07		-	SUV 4WD CCZB		Flexible Coupling	533882
Tiguan Allspace							
2.0 (162 kw)	2017.06-		-	SUV 4WD CXDA/DNJA		Flexible Coupling	537626
	2017.06-		-	SUV 4WD CXDA/DNJA		Flexible Coupling	533882
	2017.06-		-	SUV 4WD CXDA/DNJA		Flexible Coupling Kit	537626S
	2017.06-		-	SUV 4WD CXDA/DNJA		Flexible Coupling Kit	533882S
Touareg							
3.2 (162 kw)	2002.11-2006.11		-	SUV 4WD AZZ/BKJ/BMV/BMX/BRJ		Propshaft	PS900525
	2002.11-2006.11		-	SUV 4WD AZZ/BKJ/BMV/BMX/BRJ		Propshaft	PS900527
	2002.11-2006.11		-	SUV 4WD AZZ/BKJ/BMV/BMX/BRJ		Joint,propshaft	661094
	2002.11-2006.11	Centre		SUV 4WD AZZ/BKJ/BMV/BMX/BRJ		Center Bearing Support	514781
	2002.11-2006.11	Centre		SUV 4WD AZZ/BKJ/BMV/BMX/BRJ		Center Bearing Support	519037
	2002.11-2006.11		-	SUV 4WD AZZ/BKJ/BMV/BMX/BRJ		Flexible Coupling	517957
	2002.11-2006.11		-	SUV 4WD AZZ/BKJ/BMV/BMX/BRJ		Flexible Coupling Kit	517957S
3.6 (206 kw)	2005.10-2010.12		-	SUV 4WD BHK		Propshaft	PS900525
	2005.10-2010.12		-	SUV 4WD BHK		Propshaft	PS900527
	2005.10-2010.12		-	SUV 4WD BHK		Joint,propshaft	661094
	2005.10-2010.12	Centre		SUV 4WD BHK		Center Bearing Support	514781
	2005.10-2010.12	Centre		SUV 4WD BHK		Center Bearing Support	519037
	2005.10-2010.12		-	SUV 4WD BHK		Flexible Coupling	517957
	2005.10-2010.12		-	SUV 4WD BHK		Flexible Coupling Kit	517957S





	 YEAR	TRANSM.	FITTING POSITION	BODY STYLE & DRIVE TYPE & ENGINE	REMARKS	 PRODUCT	GSP Ref.
VW							
Touareg							
3.6 (206 kw)	2010.04-2018.03		-	SUV 4WD CGRA		Propshaft	PS900522
4.2 (228 kw)	2002.12-2006.11		-	SUV 4WD AXQ		Propshaft	PS900525
	2002.12-2006.11		-	SUV 4WD AXQ		Propshaft	PS900527
	2002.12-2006.11		-	SUV 4WD AXQ		Joint,propshaft	661094
	2002.12-2006.11		Centre	SUV 4WD AXQ		Center Bearing Support	514781
	2002.12-2006.11		Centre	SUV 4WD AXQ		Center Bearing Support	519037
	2002.12-2006.11		-	SUV 4WD AXQ		Flexible Coupling	517957
	2002.12-2006.11		-	SUV 4WD AXQ		Flexible Coupling Kit	517957S
4.2 (257 kw)	2006.06-2010.05		-	SUV 4WD BAR		Propshaft	PS900525
	2006.06-2010.05		-	SUV 4WD BAR		Propshaft	PS900527
	2006.06-2010.05		-	SUV 4WD BAR		Joint,propshaft	661094
	2006.06-2010.05		Centre	SUV 4WD BAR		Center Bearing Support	514781
	2006.06-2010.05		Centre	SUV 4WD BAR		Center Bearing Support	519037
	2006.06-2010.05		-	SUV 4WD BAR		Flexible Coupling	517957
	2006.06-2010.05		-	SUV 4WD BAR		Flexible Coupling Kit	517957S
4.2 (265 kw)	2011.01-2018.03		-	SUV 4WD CGNA		Propshaft	PS900522
Transporter							
1.9 (77 kw)	2003.04-2009.11		Centre	VAN FWD AXB		Center Bearing Support	514809
2.4 (55 kw)	1997.04-2003.06		Centre	Bus FWD AJA		Center Bearing Support	514801
2.4 (57 kw)	1990.09-1998.04		Centre	VAN FWD AAB		Center Bearing Support	514801

Drive Line Part

Photo.....

201958	201972	202069	202100
MERCEDES-BENZ 1644100501 MERCEDES-BENZ 1644100701 MERCEDES-BENZ A1644100701 	FORD 6L2Z4A376B 	MERCEDES-BENZ 4634100602 MERCEDES-BENZ A4634100602 	CHRYSLER 52853641AD DODGE 52853641AC DODGE 52853641AE 

202101	202102	202280	202281
JEEP 52853431AA 	JEEP 52853432AA 	CHRYSLER 52105758AB CHRYSLER 52105758AE JEEP 52105758AD 	CHRYSLER 52105728AB CHRYSLER 52105728AC CHRYSLER 52105728AE 

202440	202442	202521	510434S
CHRYSLER 52099497 JEEP 52099497AD 	JEEP 52099498AB JEEP 52099498AD JEEP 52099498AE 	CHRYSLER 52853442AD CHRYSLER 52853442AE CHRYSLER 52853442AF 	MERCEDES-BENZ 1244100115 MERCEDES-BENZ 1244100615 MERCEDES-BENZ 1244100715 

Drive Line Part

Photo.....





<p>510436</p> <p>MERCEDES-BENZ 1234110315 MERCEDES-BENZ 1244110415 MERCEDES-BENZ A1234110315</p> 	<p>510453</p> <p>MERCEDES-BENZ 2014100581 MERCEDES-BENZ 2014100581S</p> 	<p>510459S</p> <p>MERCEDES-BENZ 2014100715 MERCEDES-BENZ 2024101015 MERCEDES-BENZ A2024101015</p> 	<p>510460</p> <p>MERCEDES-BENZ 1244110015 MERCEDES-BENZ 2024110615</p> 
---	---	---	--


<p>510503</p> <p>MERCEDES-BENZ 9014110312 MERCEDES-BENZ 9014110412 VW 2D0521351</p> 	<p>510511</p> <p>MERCEDES-BENZ 1244100181 MERCEDES-BENZ 1244100181S MERCEDES-BENZ 1244100681S</p> 	<p>510569</p> <p>MERCEDES-BENZ 1244110115 MERCEDES-BENZ 1244110615 MERCEDES-BENZ 2024100315</p> 	<p>510570S</p> <p>MERCEDES-BENZ 1244100215 MERCEDES-BENZ 2014101715 MERCEDES-BENZ 2024101315</p> 
--	--	---	---

<p>510571S</p> <p>MERCEDES-BENZ 1294100215 MERCEDES-BENZ 2104101115 MERCEDES-BENZ A1294100215 MERCEDES-BENZ A2104101115</p> 	<p>510575</p> <p>MERCEDES-BENZ 1074110015 MERCEDES-BENZ 1074110215 MERCEDES-BENZ 1264110215</p> 	<p>510576S</p> <p>MERCEDES-BENZ 1074100015 MERCEDES-BENZ 1075860041 MERCEDES-BENZ 1264100415</p> 	<p>510578S</p> <p>MERCEDES-BENZ 2024101115 MERCEDES-BENZ A2024101115</p> 
---	--	--	--

Drive Line Part

Photo.....


510579	510580S	510596	510596S
MERCEDES-BENZ 1244110215 MERCEDES-BENZ 2104110515 MERCEDES-BENZ A1244110215 	MERCEDES-BENZ 1294100015 MERCEDES-BENZ 1704100015 MERCEDES-BENZ 2104100815 	BMW 26111209168 BMW 26111227420 VOLVO 1220843 	BMW 26111209168 BMW 26111227420 BMW 26117511454 

510597	510597S	510599	510641
BMW 26111227410 BMW 26111227869 BMW 26111229516 	BMW 26111227410 BMW 26111227869 	BMW 26121225774 BMW 26121225774S BMW 26121226415 	BMW 26111204294 BMW 26111207785 BMW 26111225624 

510641S	510658	510659	510663
BMW 26111204294 BMW 26111207785 BMW 26111225624 	BMW 26121227997 	BMW 26121226731 BMW 26121229089 	BMW 26111227690 BMW 26111229065 

Drive Line Part

Photo.....

511086		511086S		511381		511574	
TOYOTA	0437428010	TOYOTA	0437428010	FORD	95VB4826AA	MERCEDES-BENZ	1244100281
TOYOTA	0437428011	TOYOTA	0437428011	FORD	99VB4826AB	MERCEDES-BENZ	1244100281S
				FORD	YC1W4826BC	MERCEDES-BENZ	1244100781
							

511891S		512301		512315		512316	
NISSAN	3752133G25	BMW	26121229492	MERCEDES-BENZ	2024100281	MERCEDES-BENZ	2024100381
NISSAN	3752156G25	BMW	26127501257	MERCEDES-BENZ	2024100481	MERCEDES-BENZ	2024100381S
NISSAN	C752156G27			MERCEDES-BENZ	2024100481S1	MERCEDES-BENZ	2024100581
							

512326		512668		512672S		512673S	
MERCEDES-BENZ	2024100015	MERCEDES-BENZ	2104101681	MERCEDES-BENZ	1404100315	MERCEDES-BENZ	0004110000
MERCEDES-BENZ	2024101115	MERCEDES-BENZ	2104101981	MERCEDES-BENZ	A1404100315	MERCEDES-BENZ	1704100115
MERCEDES-BENZ	A2024101115	MERCEDES-BENZ	2114100081			MERCEDES-BENZ	A1704100115
							

Drive Line Part

Photo.....

<p>512677</p> <p>MERCEDES-BENZ 0004110200 MERCEDES-BENZ 2034110015 MERCEDES-BENZ 2104110215</p> 	<p>512677S</p> <p>MERCEDES-BENZ A1404100415 MERCEDES-BENZ A2104100615 MERCEDES-BENZ A2304100115</p> 	<p>512678</p> <p>MERCEDES-BENZ 1704100115 MERCEDES-BENZ 1714110015 MERCEDES-BENZ 2104110415</p> 	<p>512678S</p> <p>MERCEDES-BENZ 2114100115 MERCEDES-BENZ A2114100115</p> 
--	--	---	--

<p>512692</p> <p>BMW 26121226442 BMW 26121226657</p> 	<p>513001</p> <p>TOYOTA 3723020130 TOYOTA 3723029025</p> 	<p>513771</p> <p>BMW 26127521855</p> 	<p>513772</p> <p>BMW 26127521856</p> 
--	--	--	---

<p>514085</p> <p>TOYOTA 3723042010</p> 	<p>514781</p> <p>PORSCHE 95542102025 VW 7L0521102D VW 7L6521102Q</p> 	<p>514785</p> <p>TOYOTA 3710087402 TOYOTA 3710087403</p> 	<p>514786</p> <p>MITSUBISHI MB505495 MITSUBISHI MB837388</p> 
---	---	---	--

Drive Line Part

Photo.....

514789S		514791S		514792		514793	
LEXUS	3723048010	INFINITI	37000JD000	BMW	26121229726	HYUNDAI	493002E000
LEXUS	3723049015	INFINITI	3752106R25	BMW	26127507740		
TOYOTA	3723059035	INFINITI	375216P026				
							





514793S		514795S		514796		514797	
HYUNDAI	493002E000	MERCEDES-BENZ	A9064100081	MITSUBISHI	MR953919	MITSUBISHI	3450A017
HYUNDAI	495752E000	MERCEDES-BENZ	A9064100181			MITSUBISHI	MR580647
		VW	2E0598351B				
							



514798S		514799		514800S		514801	
LAND ROVER	TOQ000010	LAND ROVER	LR037027	CITROËN	280191	FORD	1094821
LAND ROVER	TOQ000040	LAND ROVER	TVB500360	MITSUBISHI	3401A022	FORD	7222317
						FORD	96BG3C08E1A
							

Drive Line Part

Photo.....

514802	514805	514806S	514807
CHEVROLET 0446073 CHEVROLET 20781756 CHEVROLET 446073	SSANGYONG 3320008000 SSANGYONG 3320008300	FORD 1454605 FORD 5031497 MAZDA SA6825300	MERCEDES-BENZ 9064100181 MERCEDES-BENZ A9064100101 MERCEDES-BENZ A9064103401
			

514808S	514809	514810	514811
AUDI 5N0521101C AUDI 5N0521101E	VW 7H0407181 VW 7H0407181B	MAZDA KG0325109U	HYUNDAI 495752P000
			

514811S	514813S	514815	514819
HYUNDAI 493002P100 HYUNDAI 495752P000	LEXUS 3723039095	MAZDA KG0325109U	MAZDA KG0325109U MITSUBISHI MN171429 MITSUBISHI MR223119
			

Drive Line Part

Photo.....

514821	517185	517627	517682
MITSUBISHI MR953922	BMW 26121229242	LEXUS 3723030170	MAZDA P03025310A MAZDA P03025310C
			

517683S	517747	517955	517955S
MAZDA SA5125300	MERCEDES-BENZ 2024100715 MERCEDES-BENZ 2024110515 MERCEDES-BENZ A2024110515	BMW 26117546425 BMW 26117610061	BMW 26117546425 BMW 26117605629 BMW 26117610061
			

517956	517957	517957S	518416
BMW 26117512619 BMW 26117573276	PORSCHE 95542101000 VW 7L0521403 VW 7L6521403	PORSCHE 95542101000 PORSCHE 95542102021 VW 7L0521403	MERCEDES-BENZ 1704100081 MERCEDES-BENZ 2034102081 MERCEDES-BENZ A2034102081
			

Drive Line Part

Photo.....

518878		519035S		519037		519580	
TOYOTA	372300K010	LEXUS	3710042080	VW	7L0521102D	HYUNDAI	4919026000
TOYOTA	372300K011			VW	7L0521102H	HYUNDAI	491902EB00
TOYOTA	372300K021			VW	7L6521102P		
							

530151		530152		530160		530160S	
BMW	26127526631	BMW	26127526632	BMW	26111229754	BMW	26111229754
BMW	26127597883	BMW	26128615622	BMW	26117572664	BMW	26117572664
BMW	26128615621						
							

530178		530187		530440		530473	
MERCEDES-BENZ	1404100781	VOLVO	1340501	MITSUBISHI	MR553202	MERCEDES-BENZ	1634100010
MERCEDES-BENZ	1404100781S						
							

Drive Line Part

Photo.....

530758	530758S	531013	531014
BMW 26117542238 BMW 7542238	BMW 26117542238	BMW 26127599802	BMW 26127564694
			

531018	531028S	531051	531656
BMW 26127564695	MERCEDES-BENZ 05104574AA MERCEDES-BENZ 2D0598351A VW 2D0598351	MERCEDES-BENZ 2044100981 MERCEDES-BENZ 2044101181 MERCEDES-BENZ 2044101581	TOYOTA 372300K050
			

531667S	531679S	531680	532824
FIAT 42535254 IVECO 42554407 IVECO 42561251	HYUNDAI 495752B000	HYUNDAI 495752B000	TOYOTA 3723029015
			

Drive Line Part

Photo.....

533418		533419		533420		533422	
FORD	4165078	HYUNDAI	491302B000	FORD	4393343	BMW	26117522027
FORD USA	2L1W4684AA	HYUNDAI	491303W000	FORD	YC1W4684AA		
		HYUNDAI	49300D3000				
							





533422S		533532		533533		533878	
BMW	26117522027	TOYOTA	3723009090	TOYOTA	3723009100	BMW	26117527392
							

533882		533882S		533884		533884S	
AUDI	1K0521307	AUDI	5Q0521307	MERCEDES-BENZ	0004110600	MERCEDES-BENZ	0004110800
AUDI	1K0521307A	VW	1K0521307	MERCEDES-BENZ	2214110115	MERCEDES-BENZ	0004111000
AUDI	5Q0521307	VW	1K0521307A	MERCEDES-BENZ	9064110200	MERCEDES-BENZ	2124100215
							

Drive Line Part

Photo.....

537625	537625S	537626	537626S
BMW 26112226842 BMW 26117610372 GENERAL MOTORS 96RC100344	BMW 26117610372	AUDI 1J0521127 AUDI 1J0521127A VW 5Q0521127	AUDI 1J0521127 AUDI 1J0521127A VW 5Q0521127
			

537627	537627S	537630	537630S
MERCEDES-BENZ 2054110000 MERCEDES-BENZ A2054110000	MERCEDES-BENZ 2054110000 MERCEDES-BENZ A2054110000	MERCEDES-BENZ 1724110500 MERCEDES-BENZ 2054110100 MERCEDES-BENZ A1724110500	MERCEDES-BENZ 2054110100 MERCEDES-BENZ A2054110100
			





537631	537631S	537668	537668S
BMW 26111227717 BMW 26111229080 BMW 26111229360	BMW 26111227717 BMW 26111229080 BMW 26111229360	BMW 26117546426 MERCEDES-BENZ 5144110315	BMW 26117546426
			

Drive Line Part

Photo.....

<p>537669</p> <p>BMW 26117518443</p> 	<p>537769</p> <p>FORD 1510905 FORD 1824066 FORD 8C114826AB</p> 	<p>537791S</p> <p>MERCEDES-BENZ 2024101615 MERCEDES-BENZ A2024101615 RENAULT 8200058705</p> 	<p>537792S</p> <p>MERCEDES-BENZ 0004111100 MERCEDES-BENZ 1644100015 MERCEDES-BENZ A1644100015</p> 
---	---	---	--

<p>537793S</p> <p>MERCEDES-BENZ 2114100215 MERCEDES-BENZ A2114100215</p> 	<p>537794S</p> <p>MERCEDES-BENZ 2114100415 MERCEDES-BENZ A2114100415</p> 	<p>537796S</p> <p>MERCEDES-BENZ 2104100515 MERCEDES-BENZ A2104100515</p> 	<p>537797S</p> <p>MERCEDES-BENZ 2034100315 MERCEDES-BENZ A2034100315</p> 
---	---	--	---

<p>537798S</p> <p>BMW 26117503159</p> 	<p>537819S</p> <p>MERCEDES-BENZ 2104101515 MERCEDES-BENZ 2104101615 MERCEDES-BENZ A2104101515</p> 	<p>537820S</p> <p>MERCEDES-BENZ 2024100715 MERCEDES-BENZ A2024100715</p> 	<p>537821S</p> <p>MERCEDES-BENZ 2024100815 MERCEDES-BENZ A2024100815</p> 
--	--	--	---

Drive Line Part

Photo.....

<p>537832S</p> <p>MERCEDES-BENZ 2094100215 MERCEDES-BENZ 2404100215 MERCEDES-BENZ A2404100215</p> 	<p>537843</p> <p>MERCEDES-BENZ 2404100115 MERCEDES-BENZ A2404100115</p> 	<p>537847</p> <p>MERCEDES-BENZ 2054101800 MERCEDES-BENZ A2054101800</p> 	<p>537849</p> <p>BMW 26118487178</p> 
--	---	--	---

<p>537850S</p> <p>MERCEDES-BENZ 2024101515 MERCEDES-BENZ A2024101515</p> 	<p>537851</p> <p>MERCEDES-BENZ 2054110200 MERCEDES-BENZ A2054110200</p> 	<p>601297</p> <p>PORSCHE 95542102015</p> 	<p>601910</p> <p>LAND ROVER LR082562 LAND ROVER TVB500510 LAND ROVER TVB500520</p> 
--	---	--	---

<p>602148</p> <p>VOLVO 30713272 VOLVO 31216175</p> 	<p>605057</p> <p>BMW 26111229522 BMW 26117503103 BMW 26117504667</p> 	<p>635008</p> <p>VOLVO 30713272</p> 	<p>635045</p> <p>HYUNDAI 49010H1141 KIA 15922549 KIA 15922550</p> 
--	---	---	--

Drive Line Part

Photo.....





661093		661094		661100		699195	
AUDI	8R0521101P	AUDI	7L6521101M	FORD	K4A376AFR	VOLVO	30614441
AUDI	8R0521101Q	AUDI	7L6521101Q	FORD	XL2Z4A37	VOLVO	31216176
PORSCHE	95B521101C	VW	7L6521101N	FORD	XL2Z4A376AA		
							





699217		801298		816011		818279	
LAND ROVER	LR037027	NISSAN	2710082Z80	JEEP	52123553AA	FORD	7L1Z4602A
LAND ROVER	TVB500360	NISSAN	370004W015	JEEP	528533FRK		
		NISSAN	37000ZZ71A	JEEP	68022104AB		
							





835068		899032		899297		PS900103	
CHRYSLER	52123673AC	JEEP	52111591AA	JEEP	52105728AD	AUDI	8K0521101AA
CHRYSLER	52123673AD	JEEP	52111593AD	JEEP	52105758AD	AUDI	8K0521101G
JEEP	68242641AB	JEEP	52111596AA	JEEP	P52853432AA	AUDI	8K0521101N
							

Drive Line Part

Photo.....





PS900105		PS900107		PS900108		PS900109	
AUDI	4F0521101B	AUDI	8R0521101B	AUDI	8R0521101L	AUDI	7L8521102D
AUDI	4F0521101F			AUDI	8R0521101M	AUDI	7L8521102F
				AUDI	8R0521101Q	AUDI	7L8521102M
							





PS900110		PS900111		PS900112		PS900113	
AUDI	7L8521102S	AUDI	7L8521101C	BMW	26207632650	BMW	26111229565
AUDI	7L8521105G			BMW	26208626955		
AUDI	7L8521105L						
							





PS900114		PS900117		PS900122		PS900124	
BMW	26111229557	BMW	26107527355	BMW	20207525969	BMW	26207629987
BMW	26117523925	BMW	26107551199	BMW	26207525969	BMW	26208628042
				BMW	26207526677	BMW	26209488491
							

Drive Line Part

Photo.....





PS900125		PS900127		PS900138		PS900143	
BMW	26107527333	BMW	26107522030	BMW	26207593164	BMW	26104473980
		BMW	26107557161	BMW	26207620521	BMW	26107526496
		BMW	26107573574	BMW	26207629988	BMW	26107527627
							





PS900145		PS900149		PS900150		PS900152	
BMW	26107520454	BMW	26207508629	BMW	26207524371	BMW	26107524364
BMW	26107527624					BMW	26107549298
							





PS900153		PS900155		PS900157		PS900158	
BMW	26203401609	BMW	26207556019	BMW	26107564740	BMW	26207556020
						BMW	7556020
							

Drive Line Part

Photo.....





PS900159		PS900160		PS900161		PS900164	
BMW	26207597649	BMW	26107589128	BMW	26209425909	BMW	26107589801
BMW	26208605866			BMW	7589985		
				BMW	8605867		
							

PS900166		PS900168		PS900219		PS900250	
BMW	26107564398	BMW	26107589129	CHRYSLER	52853642AC	HONDA	40100S9AE01
				CHRYSLER	52853642AD	HONDA	40100SCAA01
				CHRYSLER	52853642AE		
							





PS900251		PS900252		PS900253		PS900264	
HONDA	40100S10003	HONDA	40100SWAA01	HONDA	40100T0AA01	HYUNDAI	4930026103
HONDA	40100S10A01	HONDA	40100SWYE01	HONDA	40100T0AA02		
		HONDA	40100SXA01				
							

Drive Line Part

Photo.....





PS900268	PS900270	PS900272	PS900273
HYUNDAI 493002B950	HYUNDAI 493000L000 HYUNDAI 493000L000Z	HYUNDAI 493003W000	HYUNDAI 493002E000 HYUNDAI 493002E050
			





PS900276	PS900281	PS900292	PS900309
JEEP 53005542 JEEP 53005542AC	CHRYSLER 52123627AA CHRYSLER 52123627AB	JEEP 53005543 JEEP 53005543AC	KIA 491003E110
			





PS900310	PS900313	PS900315	PS900318
KIA 491003E150	LAND ROVER BR1846 LAND ROVER FRC5566 LAND ROVER FRC8390	LAND ROVER FRC8393	LAND ROVER FRC8389 LAND ROVER FTC3905
			

Drive Line Part

Photo.....





<p>PS900319</p> <p>LAND ROVER TVB000330</p> 	<p>PS900320</p> <p>LAND ROVER TVB000140 LAND ROVER TVB100380</p> 	<p>PS900321</p> <p>LAND ROVER TVB000220 LAND ROVER TVB000320K LAND ROVER TVB100370</p> 	<p>PS900324</p> <p>LAND ROVER 7H223214AA LAND ROVER TVB500160 LAND ROVER TVB500510</p> 
--	---	--	---


<p>PS900325</p> <p>LAND ROVER LR037027R LAND ROVER TVB500270 LAND ROVER TVB500360R</p> 	<p>PS900326</p> <p>LAND ROVER FRC8386 LAND ROVER TVB100610</p> 	<p>PS900328</p> <p>LAND ROVER FTC4140 LAND ROVER TVB000050 LAND ROVER TVB000130</p> 	<p>PS900329</p> <p>LAND ROVER FTC4141</p> 
---	---	---	--



<p>PS900330</p> <p>LAND ROVER FTC5428 LAND ROVER TVB000090</p> 	<p>PS900331</p> <p>LAND ROVER FTC5430 LAND ROVER TVB000190</p> 	<p>PS900332</p> <p>LAND ROVER LR006959 LAND ROVER LR007804 LAND ROVER LR021553</p> 	<p>PS900333</p> <p>LAND ROVER TVB500040 LAND ROVER TVB500520</p> 
---	---	--	---

Drive Line Part

Photo.....





PS900334	PS900335	PS900336	PS900337
LAND ROVER TVB000370 LAND ROVER TVB500290	LAND ROVER LR022574 LAND ROVER LR030049 LAND ROVER TVB500250	LAND ROVER LR049820 LAND ROVER LR049821 LAND ROVER LR072600	FORD 5H324365AB LAND ROVER LR037028 LAND ROVER TVB500370
			





PS900338	PS900339	PS900346	PS900352
LAND ROVER LR007035 LAND ROVER LR008102	LAND ROVER TVB000450	MERCEDES-BENZ 2034106106 MERCEDES-BENZ A2034106106	MERCEDES-BENZ 1634100201 MERCEDES-BENZ A1634100201
			





PS900353	PS900354	PS900355	PS900359
MERCEDES-BENZ 1634100101 MERCEDES-BENZ A1634100101	MERCEDES-BENZ 1634100301 MERCEDES-BENZ A1634100301	MERCEDES-BENZ 1634100901 MERCEDES-BENZ A1634100901	MERCEDES-BENZ A2044106801 MERCEDES-BENZ A2044106901 MERCEDES-BENZ A2214103501
			

Drive Line Part

Photo.....


<p>PS900363</p> <p>MERCEDES-BENZ A1644103102</p> 	<p>PS900367</p> <p>MERCEDES-BENZ A9064100016 MERCEDES-BENZ A906410751680 VW 2E0521163Q</p> 	<p>PS900368</p> <p>MERCEDES-BENZ A9064102016 MERCEDES-BENZ A9064102116 MERCEDES-BENZ A9064104406</p> 	<p>PS900373</p> <p>MERCEDES-BENZ 9014102406 MERCEDES-BENZ A9014102406 MERCEDES-BENZ A901410740680</p> 
---	---	--	--





<p>PS900401</p> <p>mitsubishi 3401A022</p> 	<p>PS900434</p> <p>NISSAN 37200DY235 NISSAN 37200EB300 NISSAN 37200EB30A</p> 	<p>PS900450</p> <p>PORSCHE 97042101152 PORSCHE 97042101153 PORSCHE 97042101154</p> 	<p>PS900458</p> <p>SSANGYONG 3310009001</p> 
---	---	--	--





<p>PS900459</p> <p>SSANGYONG 3310009502</p> 	<p>PS900460</p> <p>SUBARU 27111SC021</p> 	<p>PS900461</p> <p>SUBARU 27111FJ080 SUBARU 27111FJ081</p> 	<p>PS900463</p> <p>SUBARU 27111AG11A SUBARU 27111AG15A</p> 
--	---	---	--

Drive Line Part

Photo.....





PS900465		PS900470		PS900472		PS900479	
SUZUKI	2710061M00	TOYOTA	3714087404	TOYOTA	371400K010	TOYOTA	371400K030
		TOYOTA	37140B4020				
							





PS900481		PS900482		PS900492		PS900493	
TOYOTA	371000K030	TOYOTA	371000K040	TOYOTA	3710042060	TOYOTA	3710042090
							





PS900505		PS900506		PS900507		PS900510	
VOLVO	31325356	VOLVO	30713371	VOLVO	30681235	VOLVO	9480702
		VOLVO	8689915	VOLVO	30711838		
		VOLVO	P30713371	VOLVO	31256272		
							

Drive Line Part

Photo.....





PS900511		PS900512		PS900513		PS900514	
VOLVO	31256001	VOLVO	30735566	VOLVO	30651997	VOLVO	30614432
		VOLVO	30783365	VOLVO	31259593	VOLVO	8689885
		VOLVO	30787839	VOLVO	31367625	VOLVO	P30735027
							





PS900515		PS900516		PS900517		PS900520	
VOLVO	31302006	VOLVO	31437611	VOLVO	31437119	VW	5N0521101EX
		VOLVO	31492432	VOLVO	31492479	VW	5N0521101J
		VOLVO	50726733			VW	5N0521101MX
							





PS900522		PS900525		PS900527		PS900530	
PORSCHE	95842101003	PORSCHE	95542102003	PORSCHE	95542102013	LAND ROVER	LR034513
PORSCHE	95842101004	PORSCHE	95542102004	PORSCHE	95542102014	LAND ROVER	LR057620
VW	7P0521101Q	PORSCHE	95542102031	PORSCHE	95542102015	LAND ROVER	LR082562
							

Drive Line Part

Photo.....





PS900550	PS900552	PS900554	PS900558
MERCEDES-BENZ 9064105806 MERCEDES-BENZ A9064105806 MERCEDES-BENZ A906410580680	AUDI 8R0521101E AUDI 8R0521101K AUDI 8R0521101P	MERCEDES-BENZ 4634101202 MERCEDES-BENZ A4634101202	VW 2E0521163G VW 2E0521293A VW 2E0521293S
			





PS900559	PS900560	PS900561	PS900563
MERCEDES-BENZ A906410781680 VW 2E0521163T VW 2E0521293M	PORSCHE 97042101132 PORSCHE 97042101133	KIA 491003E100	NISSAN 373003X33C
			




PS900564	PS900565	PS900566	PS900573
NISSAN 373004JA0B	TOYOTA 3710042050	PORSCHE 97042101102 PORSCHE 97042101104	AUDI 2H0521102AT AUDI 2H0521102F VW 2H6521102D
			

Drive Line Part

Photo.....





PS900581		PS900586		PS900589		PS900590	
AUDI	4G0521101D	MERCEDES-BENZ	1664100601	TOYOTA	3711042040	AUDI	8R0521101D
AUDI	4G0521101F	MERCEDES-BENZ	1664102401			AUDI	8R0521101J
AUDI	4G0521101K	MERCEDES-BENZ	A1664100601			AUDI	8R0521101N
							





PS900591		PS900592		PS900594		PS900595	
PORSCHE	95B521101C	JAGUAR	HK834365EB	NISSAN	37000EB30C	AUDI	4M0521101
PORSCHE	95B521101R	JAGUAR	T4A1868				
		LAND ROVER	LR092694				
							





PS900596		PS900598		PS900599		PS900600	
JAGUAR	HK833219BC	KIA	491003E300	KIA	491003E420	KIA	491003E320
JAGUAR	T4A3283						
LAND ROVER	LR092700						
							

Drive Line Part

Photo.....





PS900601		PS900605		PS900607		PS900608	
KIA	491003E330	KIA	491003E000	MERCEDES-BENZ 2514100601 MERCEDES-BENZ 2514100701 MERCEDES-BENZ A2514100601		SUZUKI	2710166J01
							


PS900609		PS900614		PS900616		PS900617	
MERCEDES-BENZ A9064102001 MERCEDES-BENZ A906410200180 VW	2E0521099	VW VW VW	2H0521101A 2H0521101B 2H0521101C	FORD FORD FORD	1809807 8C164K357DG CC114K357DC	FORD FORD FORD	1814845 1948706 CC114K357FC
							

PS900619		PS900622		PS900623		PS900624	
VOLVO VOLVO	31492145 32249774	MERCEDES-BENZ 1664105900 MERCEDES-BENZ A1664105900		FIAT JEEP JEEP	55267432 55275849 55283215	VOLVO VOLVO VOLVO	31437446 31492977 32249946
							

Drive Line Part

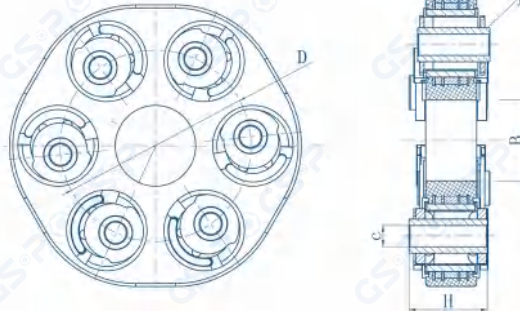
Photo.....

PS900625		PS900628		PS900630		PS900631	
PORSCHE	95842101101	VOLVO	31492144	BMW	26101229720	MERCEDES-BENZ	9064104801
PORSCHE	95842101102	VOLVO	32249773	BMW	26107503101	MERCEDES-BENZ	A9064104801
PORSCHE	95842101130			BMW	26107510001		
							

PS901352	
JEEP	52099499
JEEP	52099499AD
JEEP	52099499AF
	

Joint, Propeller Shaft

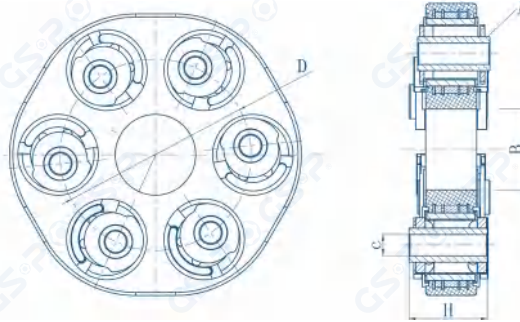
Basic Dimension Table GSP to Dimension.....



Product	GSP Ref.	BASIC DIMENSIONS(mm)				
		A	B	C	D	H
Flexible Coupling Kit	510434S	6	37	10	90	37.5
Flexible Coupling	510436	6	37	10	90	37.5
Flexible Coupling Kit	510459S	6	38.5	10	80	26
Flexible Coupling	510460	6	38.5	10	80	115
Flexible Coupling	510569	6	39	10	90	28.5
Flexible Coupling Kit	510570S	6	39	10	90	28.5
Flexible Coupling Kit	510571S	6	42	12	100	36
Flexible Coupling	510575	6	51.5	12	110	26
Flexible Coupling Kit	510576S	6	51.5	12	110	26
Flexible Coupling Kit	510578S	6	37	10	90	37.5
Flexible Coupling	510579	6	46.5	12	100	30
Flexible Coupling Kit	510580S	6	46.5	12	100	30
Flexible Coupling	510596	6	50	12	96	30
Flexible Coupling Kit	510596S	6	50	12	96	30
Flexible Coupling	510597	6	38	12	78	32
Flexible Coupling Kit	510597S	6	38.5	12	78	32
Flexible Coupling	510641	6	38.5	10	78	28
Flexible Coupling Kit	510641S	6	38.5	10	78	28
Flexible Coupling	510663	6	53	14	105	35
Flexible Coupling	511086	6	40	8.3	80	28
Flexible Coupling Kit	511086S	6	40	8.3	80	
Flexible Coupling	512326	6	37	10	90	37.5
Flexible Coupling Kit	512672S	6	57.5		110	34.9
Flexible Coupling Kit	512673S	6	50	12	100	32
Flexible Coupling	512677	6	57.5	12	110	35
Flexible Coupling Kit	512677S	6	57.5	12	110	35
Flexible Coupling	512678	6	49.5	12	100.2	32
Flexible Coupling Kit	512678S	6	50	12	100	32
Flexible Coupling	517747	6	31.5	10	80	36.5
Flexible Coupling	517955	6	54.5	12	105	41.3
Flexible Coupling Kit	517955S	6	54.5	12	105	41.3
Flexible Coupling	517956	6	57.5	10	105.5	35.6
Flexible Coupling	517957	6	58	12	110	38.5
Flexible Coupling Kit	517957S	6	56	12	110	38.5
Flexible Coupling	519580	6	38.5	12	78	32
Flexible Coupling	530160	6	44	12	110	42
Flexible Coupling Kit	530160S	6	44	12	110	42
Flexible Coupling	530758	6	43.5	12	110	42
Flexible Coupling Kit	530758S	6	43.5	12	110	42
Flexible Coupling	533418	6	64.5	14	120	43.5
Flexible Coupling	533419	6	43	10	90	32
Flexible Coupling	533420	6	56	12	105	35
Flexible Coupling	533422	6	50	12	96	32
Flexible Coupling Kit	533422S	6	50	12	96	32
Flexible Coupling	533878	6	49	10	96	33.3
Flexible Coupling	533882	6	38	11	96	33
Flexible Coupling Kit	533882S	6	38	11	96	40.5
Flexible Coupling	533884	6	69.5	12	120	36
Flexible Coupling Kit	533884S	6	69.5	12	120	44
Flexible Coupling	537625	6	50	12	96	29.5
Flexible Coupling Kit	537625S	6		12	96	30

Joint, Propeller Shaft

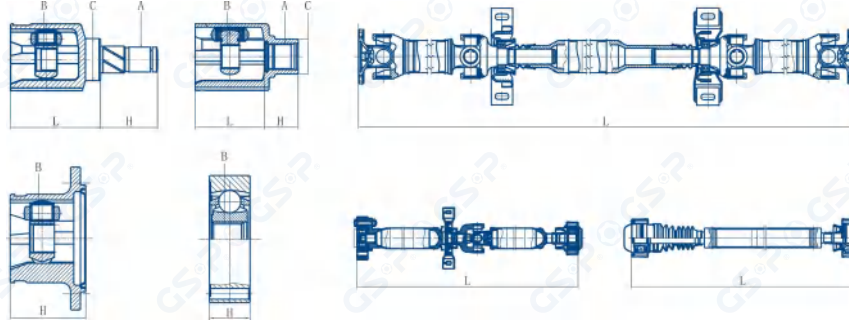
Basic Dimension Table GSP to Dimension.....



Product	GSP Ref.	BASIC DIMENSIONS(mm)				
		A	B	C	D	H
Flexible Coupling	537626	6	56	10	105	18
Flexible Coupling Kit	537626S	6	56	10	105	31
Flexible Coupling	537627	6	48.5	12	100	28
Flexible Coupling Kit	537627S	6	48.5	12	100	32
Flexible Coupling	537630	6	57.5	12	110	31
Flexible Coupling Kit	537630S	6	57.5	12	110	35
Flexible Coupling	537631	6	48.5	12	96	29.5
Flexible Coupling Kit	537631S	6	48.5	12	96	30
Flexible Coupling	537668	6	56	12	110	34
Flexible Coupling Kit	537668S	6	56	12	110	38.5
Flexible Coupling	537669	6	55	12	105	37
Flexible Coupling Kit	537791S	6	32	10	80	37
Flexible Coupling Kit	537792S	6	57.5	12	110	35
Flexible Coupling Kit	537793S	6	57.5	12	110	35
Flexible Coupling Kit	537794S	6	57.5	12	110	35
Flexible Coupling Kit	537796S	6	46.5	12	100	30
Flexible Coupling Kit	537797S	6	50	12	100	32
Flexible Coupling Kit	537798S	6	38.5	10	78	28
Flexible Coupling Kit	537819S	6	50	12	100	40
Flexible Coupling Kit	537820S	6	31.5	10	80	44
Flexible Coupling Kit	537821S	6	41	10	90	36
Flexible Coupling Kit	537832S	6	69.5	12	120	36
Flexible Coupling	537843	6	69.5		120	44
Flexible Coupling	537847	6	48.5	12	100	32
Flexible Coupling	537849	6	48.5	12	96	30
Flexible Coupling Kit	537850S	6	42	12	100	36
Flexible Coupling	537851	6	70.5	12	120	36

Propshaft

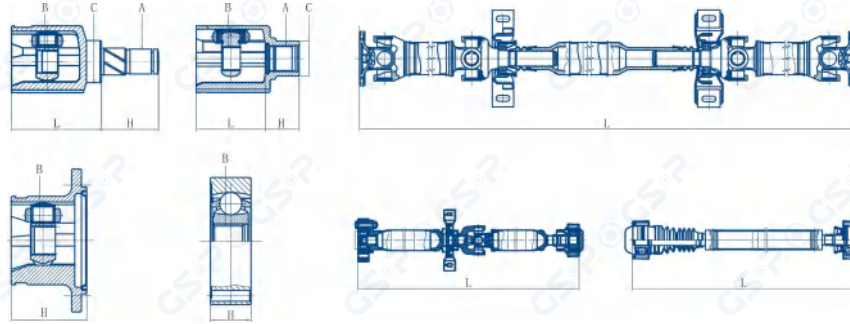
Basic Dimension Table GSP to Dimension.....



Product	GSP Ref.	BASIC DIMENSIONS(mm)					
		A	B	C	H	L	P
Propshaft	201958					598	
Propshaft	201972					710	
Propshaft	202069					404	
Propshaft	202100					679	
Propshaft	202101					859	
Propshaft	202102					768	
Propshaft	202280					778	
Propshaft	202281					867	
Propshaft	202440					835	
Propshaft	202442					793	
Propshaft	202521					773	
Joint,propshaft	601297		25			29	
Joint,propshaft	601910		30			26.8	
Joint,propshaft	602148		24			23.5	
Joint,propshaft	605057		32			28	
Joint,propshaft	635008		24			23.5	
Joint,propshaft	635045		24			32	
Joint,propshaft	661093		25			27	
Joint,propshaft	661094		25			29	
Joint,propshaft	661100		26			35	
Joint,propshaft	699195		19			22.6	
Joint,propshaft	699217		32			28	
Joint,propshaft	801298		35			48.5	
Joint,propshaft	816011		35			28.5	
Joint,propshaft	818279		28			38	
Joint,propshaft	835068		21			27.5	
Joint,propshaft	899032		25			30	
Joint,propshaft	899297		25			30	
Propshaft	PS900103					1478	
Propshaft	PS900105					1763	
Propshaft	PS900107					1493	
Propshaft	PS900108					1494	
Propshaft	PS900109					1438	
Propshaft	PS900110					1562	
Propshaft	PS900111					648	
Propshaft	PS900112					715	
Propshaft	PS900113					1353	
Propshaft	PS900114					1554	
Propshaft	PS900117					1423	
Propshaft	PS900122					718	
Propshaft	PS900124					738	
Propshaft	PS900125					1477	
Propshaft	PS900127					1619	
Propshaft	PS900138					730	
Propshaft	PS900143					1846	
Propshaft	PS900145					1828	
Propshaft	PS900149					780	
Propshaft	PS900150					693	
Propshaft	PS900152					1338	
Propshaft	PS900153					702	
Propshaft	PS900155					709	

Propshaft

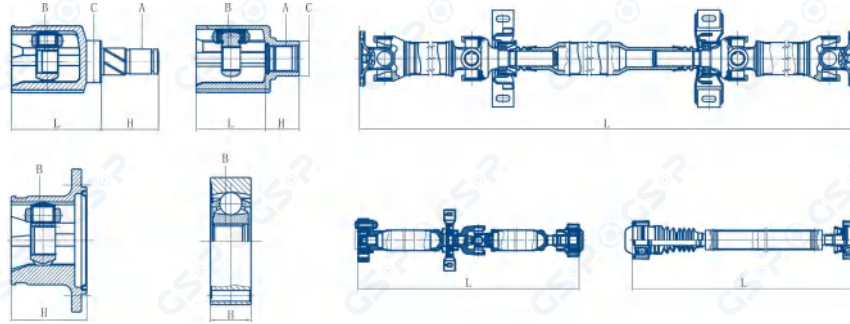
Basic Dimension Table GSP to Dimension.....



Product	GSP Ref.	BASIC DIMENSIONS(mm)					
		A	B	C	H	L	P
Propshaft	PS900157					1254	
Propshaft	PS900158					705	
Propshaft	PS900159					709	
Propshaft	PS900160					1415	
Propshaft	PS900161					733	
Propshaft	PS900164					1280	
Propshaft	PS900166					1376	
Propshaft	PS900168					1400	
Propshaft	PS900219					603	
Propshaft	PS900250					2051	
Propshaft	PS900251					2098	
Propshaft	PS900252					2058	
Propshaft	PS900253					2058	
Propshaft	PS900264					2068	
Propshaft	PS900268					2005	
Propshaft	PS900270					1960	
Propshaft	PS900272					1986	
Propshaft	PS900273					1958	
Propshaft	PS900276					780	
Propshaft	PS900281					1210	
Propshaft	PS900292					740	
Propshaft	PS900309					671	
Propshaft	PS900310					650	
Propshaft	PS900313					649	
Propshaft	PS900315					684	
Propshaft	PS900318					1070	
Propshaft	PS900319					838	
Propshaft	PS900320					823	
Propshaft	PS900321					604	
Propshaft	PS900324					688	
Propshaft	PS900325					1295	
Propshaft	PS900326					604	
Propshaft	PS900328					748	
Propshaft	PS900329					969	
Propshaft	PS900330					816	
Propshaft	PS900331					880	
Propshaft	PS900332					1997	
Propshaft	PS900333					657	
Propshaft	PS900334					750	
Propshaft	PS900335					1261	
Propshaft	PS900336					2002	
Propshaft	PS900337					1150	
Propshaft	PS900338					745	
Propshaft	PS900339					1272	
Propshaft	PS900346					628	
Propshaft	PS900352					674	
Propshaft	PS900353					550	
Propshaft	PS900354					744	
Propshaft	PS900355					696	
Propshaft	PS900359					657	
Propshaft	PS900363					1382	

Propshaft

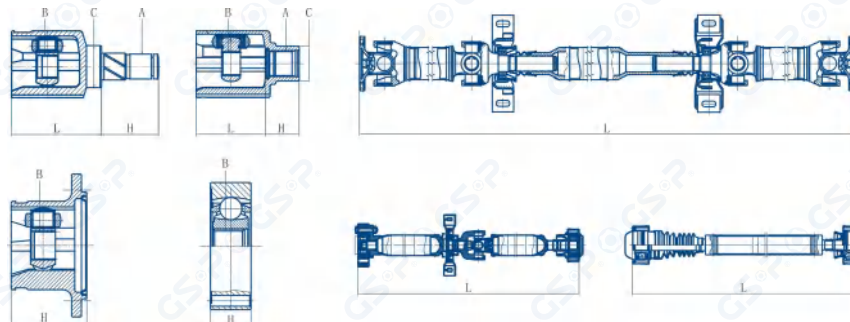
Basic Dimension Table GSP to Dimension.....



Product	GSP Ref.	BASIC DIMENSIONS(mm)					
		A	B	C	H	L	P
Propshaft	PS900367					2579	
Propshaft	PS900368					2840	
Propshaft	PS900373					2720	
Propshaft	PS900401					2060	
Propshaft	PS900434					790	
Propshaft	PS900450					1496	
Propshaft	PS900458					638	
Propshaft	PS900459					630	
Propshaft	PS900460					1526	
Propshaft	PS900461					1551	
Propshaft	PS900463					1574	
Propshaft	PS900465					1980	
Propshaft	PS900470					476	
Propshaft	PS900472					628	
Propshaft	PS900479					597	
Propshaft	PS900481					1616	
Propshaft	PS900482					1570	
Propshaft	PS900492					1966	
Propshaft	PS900493					2273	
Propshaft	PS900505					2196	
Propshaft	PS900506					2165	
Propshaft	PS900507					2207	
Propshaft	PS900510					2136	
Propshaft	PS900511					2130	
Propshaft	PS900512					2153	
Propshaft	PS900513					2070	
Propshaft	PS900514					2139	
Propshaft	PS900515					2228	
Propshaft	PS900516					2114	
Propshaft	PS900517					2270	
Propshaft	PS900520					2138	
Propshaft	PS900522					670	
Propshaft	PS900525					612	
Propshaft	PS900527					1225	
Propshaft	PS900530					721	
Propshaft	PS900550					2783	
Propshaft	PS900552					1476	
Propshaft	PS900554					550	
Propshaft	PS900558					2554	
Propshaft	PS900559					2580	
Propshaft	PS900560					1503	
Propshaft	PS900561					683	
Propshaft	PS900563					1522	
Propshaft	PS900564					1605	
Propshaft	PS900565					1758	
Propshaft	PS900566					1644	
Propshaft	PS900573					1579	
Propshaft	PS900581					1579	
Propshaft	PS900586					622	
Propshaft	PS900589					979	
Propshaft	PS900590					1628	

Propshaft

Basic Dimension Table GSP to Dimension.....



Product	GSP Ref.	BASIC DIMENSIONS(mm)					
		A	B	C	H	L	P
Propshaft	PS900591					1449	
Propshaft	PS900592					1419	
Propshaft	PS900594					1915	
Propshaft	PS900595					1670	
Propshaft	PS900596					637	
Propshaft	PS900598					1101	
Propshaft	PS900599					637	
Propshaft	PS900600					1157	
Propshaft	PS900601					1124	
Propshaft	PS900605					651	
Propshaft	PS900607					604	
Propshaft	PS900608					835	
Propshaft	PS900609					889	
Propshaft	PS900614					605	
Propshaft	PS900616					2357	
Propshaft	PS900617					2804	
Propshaft	PS900619					2140	
Propshaft	PS900622					1396	
Propshaft	PS900623					2191	
Propshaft	PS900624					2001	
Propshaft	PS900625					1423	
Propshaft	PS900628					2272	
Propshaft	PS900630					1260	
Propshaft	PS900631					891	
Propshaft	PS901352					805	



 **Facebook:** GSP Automotive Group

 **LinkedIn:** GSP Automotive Group

 **Youtube:** GSP Automotive Group

 **Instagram:** gsp_automotive_group

GSP NETWORK

GSP Group Headquarter

No.1 GaoXiang Road, Wenzhou, China

Tel: 86-577-8629-3223

Email: info@gsp.cn

GSP Germany Cologne (Business Center)

Leyboldstrasse 10, 50354 Huerth, Germany

Tel: 49-223-3808-8418

Fax: 49-22-1941-0282

Email: info@gsp-europe.com

GSP Germany Hamburg (Distribution Center)

Werkstrasse, 1 22844 Norderstedt, Germany

Tel: 49-406-4669-9460

Fax: 49-22-1941-0282

Email: gsp@elbex-hamburg.de

GSP Poland Gdansk (Distribution Center)

Elbliska 130, 80-718 Gdańsk, Poland

GSP N.A South Carolina (Business Center)

2725 New Cut Road, Spartanburg, SC 29303, USA

Tel: 1-864-578-6900

Fax: 1-864-578-6978

Email: info@gsp-na.com

GSP N.A. Florida (Business Center)

2600 S. Douglas Rd., PH 10, Coral Gables, FL 33134, USA

Tel: 1-305-446-7702

Email: info@gsplatinamerica.com

GSP America Avondale (Distribution Center)

950 N 119th Ave Building A, Avondale, AZ 85323

Tel: 1-562-926-3525

GSP Mexico Queretaro (Business Center)

Manuel Gomez Morin, No EXT. 3960, PISO 1 OFICINA 1D,

Centro Sur, Queretaro, C.P.: 76090

Tel: 52-442-2449414

Email: info@gsplatinamerica.com

GSP Malaysia Johor (Distribution Center)

No. 18 (PLO 36), Jalan Teknologi 4, Taman Teknologi Johor,

81400 Senai, Johor, Malaysia

Tel: 86-577-86293120

Email: internationalsales@gsp.cn

GSP China Nanjing (Distribution Center)

No.59 Shuanghu Road, Gaochun county, Nanjing City

Tel: 0577-8629-3223

GSP China Shanghai (Business Center)

2138, 21/F, Mirae Asset Tower, No. 166 Lujiazui Ring Road,

Pudong District, Shanghai

Tel: 021-60631213