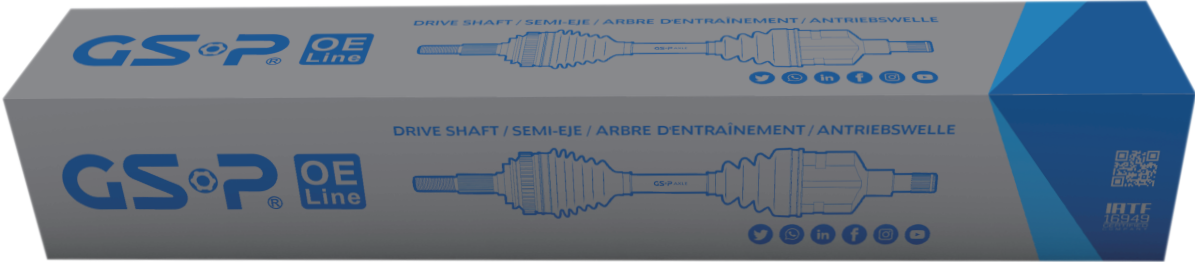


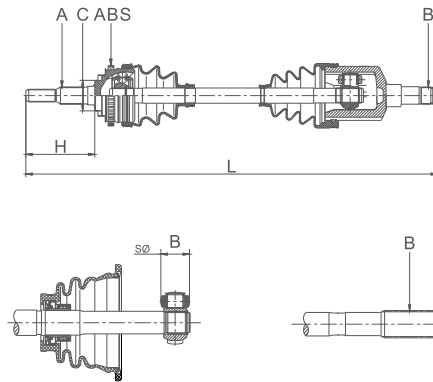


LEA.NO.30222/E

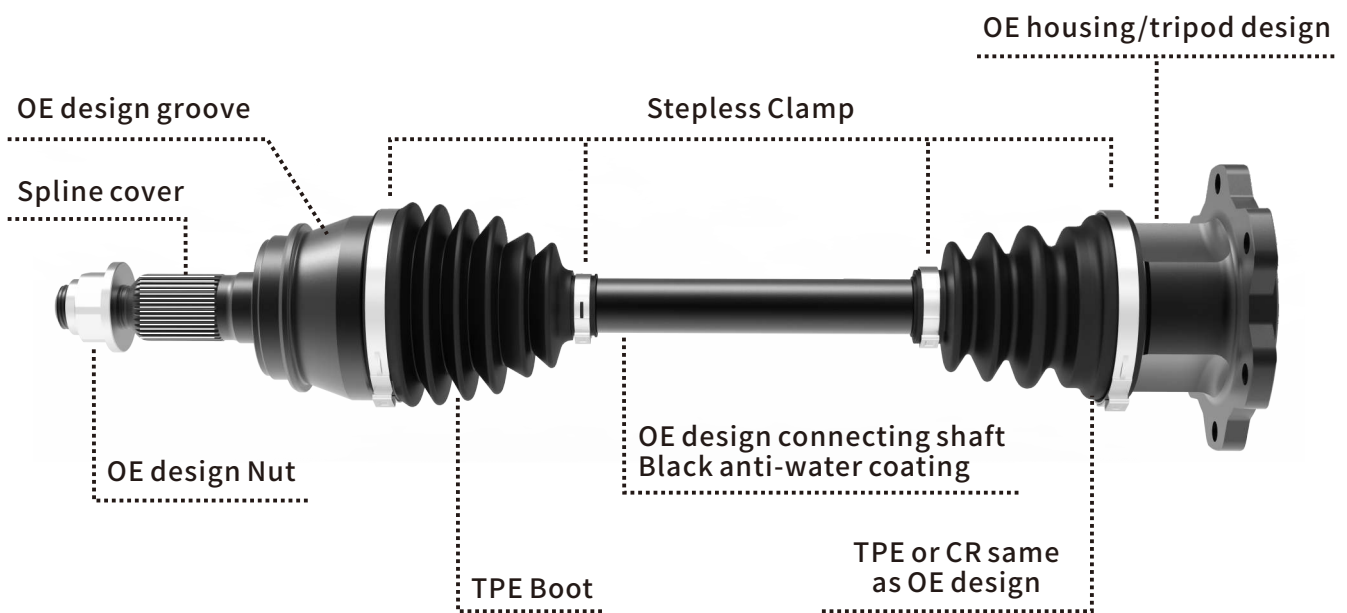
PREMIUM DRIVE SHAFTS CATALOGUE 2022



Drive Shafts



A: External Teeth, wheel side
 B: External Teeth, diff. side/
 Tripod roller Diameter
 C: Seal Diameter [mm]
 H: Bell pin length (wheel side)
 L: Length
 ABS: Number of teeth on ABS ring



GSP Advantages:





1. 100% in-line with OE specifications for perfect installation and maximum performance, even under extreme working conditions.
2. TPE boots can prevent the deformation, wear, swelling and leakage.
3. High-performance grease provides better wear-resistance and rejection of heat.
4. OE-spec clamps to optimally tighten TPE or CR boot with 100% sealing and zero leakage.
5. All necessary service parts like nuts and bolts are included in the box.
6. Additional features like spline cover and seal protector to avoid damages during transport.





GENERAL INDEX





Vehicle index.....	page.I- II
Applications.....	page.001-098
Cross references list.....	page.099-101
New applications (compared with catalogue 2021).....	page.102-102





MAKE-MODEL	PAGE	MAKE-MODEL	PAGE	MAKE-MODEL	PAGE
AUDI		BMW		SEAT	
A3 (8P1)	1	X4 (F26)	35	LEON ST (5F8)	55
A3 (8P7)	2	X5 (E70)	36	TARRACO (KN2)	56
A3 (8V1, 8VK)	2	X5 (F15, F85)	37	TOLEDO III (5P2)	56
A3 (8V7, 8VE)	3	X6 (E71, E72)	38	SKODA	
A3 Limousine (8VS, 8VM)	4	X6 (F16, F86)	39	KAROQ (NU7)	57
A3 Sportback (8PA)	5	FIAT		KODIAQ (NS7, NV7)	57
A3 Sportback (8VA, 8VF)	6	FULLBACK (502_, 503_)	39	OCTAVIA II (1Z3)	57
A4 Allroad B8 (8KH)	7	FORD		OCTAVIA II Combi (1Z5)	58
A4 Allroad B9 (8WH, 8WJ)	8	RANGER (TKE)	39	OCTAVIA III (5E3, NL3, NR3)	59
A4 B8 (8K2)	8	FORD ASIA & OCEANIA		OCTAVIA III Combi (5E5, 5E6)	60
A4 B8 Avant (8K5)	8	EVEREST	40	SUPERB II (3T4)	61
A4 B9 (8W2, 8WC)	8	FORD AUSTRALIA		SUPERB II (3T5)	61
A4 B9 Avant (8W5, 8WD)	8	RANGER (PX)	40	SUPERB III (3V3)	62
A5 (8F7)	8	LAND ROVER		SUPERB III (3V5)	62
A5 (8T3)	8	DISCOVERY III (L319)	40	YETI (5L)	63
A5 (F53, F5P)	9	DISCOVERY III VAN (L319)	40	SUZUKI	
A5 (F57, F5E)	9	DISCOVERY IV (L319)	40	SX4 S-CROSS (JY)/SX4 CROSSOVER	63
A5 Sportback (8TA)	9	DISCOVERY IV VAN (L319)	40	VITARA (LY)/ESCUDO	63
A5 Sportback (F5A, F5F)	9	DISCOVERY SPORT (L550)	40	TOYOTA	
A6 Allroad C7 (4GH, 4GJ)	9	RANGE ROVER EVOQUE (L538)	40	FJ CRUISER (GSJ1_)	63
A6 C7 (4G2, 4GC)	9	RANGE ROVER EVOQUE VAN (L538)	41	FORTUNER (_N15_, _N16_)	64
A6 C7 Avant (4G5, 4GD)	10	RANGE ROVER SPORT I (L320)	41	HILUX VIII (_N1_)	64
A7 Sportback (4GA, 4GF)	10	LEXUS		LAND CRUISER PRADO (_J12_)	64
A8 D4 (4H2, 4H8, 4HC, 4HL)/A8L	10	GX (URJ15_, GRJ15_)	41	LAND CRUISER PRADO (_J15_)	64
Q2 (GAB, GAG)	11	GX (_J12_)	41	LAND CRUISER VAN (_J15_)	64
Q3 (8UB, 8UG)	11	MAZDA		RAV 4 III (_A3_)/RAV 4/VANGUARD	64
Q3 (F3B)	12	BT-50 II (B22, B32, UP, UR)	41	RAV 4 IV (_A4_)	64
Q3 Sportback (F3N)	12	MERCEDES BENZ		VOLVO	
Q5 (8RB)	12	A-CLASS (W176)	41	XC60 I (156)	64
Q7 (4LB)	13	B-CLASS Sports Tourer (W246, W242)	42	XC60 II (246)	65
Q7 (4MB, 4MG)	13	C-CLASS (A205)	42	XC90 I (275)	65
Q8 (4MN)	13	C-CLASS (W204)	42	VW	
TT (8J3)	13	C-CLASS (W205)	42	AMAROK (2HA, 2HB, S1B, S6B, S7A, S7B)	65
TT (FV3, FVP)	13	C-CLASS Coupe (C204)	42	AMAROK (S1B, S6B, S7B)	66
TT Roadster (8J9)	14	C-CLASS Coupe (C205)	42	ARTEON (3H7, 3H8)	66
TT Roadster (FV9, FVR)	14	C-CLASS T-Model (S204)	43	BEETLE (5C1, 5C2)/BJALLA	66
BMW		C-CLASS T-Model (S205)	43	BEETLE (5C7, 5C8)	66
1 (E81)	14	CLA Coupe (C117)	43	CADDY ALLTRACK (SAA)	66
1 (E87)	14	CLA Shooting Brake (X117)	43	CADDY ALLTRACK (SAB)	67
1 (E88)	14	E-CLASS (A207)	44	CADDY III (2KA, 2KH, 2CA, 2CH)	67
1 (F20)	14	E-CLASS Coupe (C207)	44	CADDY III (2KB, 2KJ, 2CB, 2CJ)	68
1 (F21)	15	GL-CLASS (X164)	44	CADDY IV (SAA, SAH)	68
1 (F40)	16	GLA-CLASS (X156)	44	CADDY IV (SAB, SAJ)	69
1 Coupe (E82)	17	GLC (X253)	44	CADDY V (SBA, SBH)	69
1 Van (F20)	17	GLC Coupe (C253)	45	CC B7 (358)	69
2 (F23)	17	M-CLASS (W164)	45	EOS (1F7, 1F8)	70
2 Active Tourer (F45)	17	MINI		GOLF ALLTRACK VII Variant (BA5, BV5)	71
2 Active Tourer Van (F45)	18	MINI (F55)	46	GOLF PLUS V (5M1, 521)	71
2 Coupe (F22, F87)	18	MINI (F56)	46	GOLF PLUS Van (521)	72
2 Gran Coupe (F44)	18	MINI (F57)	46	GOLF SPORTSVAN VII (AM1, AN1)	72
2 Gran Tourer (F46)	18	MINI CLUBMAN (F54)	46	GOLF V (1K1)	73
2 Gran Tourer Van (F46)	19	MINI COUNTRYMAN (F60)	47	GOLF V Variant (1K5)	73
3 (E90)	19	MITSUBISHI		GOLF VAN VI Variant (AJ5)	74
3 (E93)	19	L200/TRITON (KA_T, KB_T)	47	GOLF VAN VII Variant (BA5)	74
3 (F30, F80)	19	L200/TRITON (KA_T, KB_T)/HUNTER	47	GOLF VI (517)	75
3 Coupe (E92)	21	L200/TRITON (KJ_, KK_, KL_) / L200 SPORTERO	48	GOLF VI (5K1)	75
3 Gran Turismo (F34)	21	PAJERO SPORT II (KH_, KG_) / MONTERO SPORT	48	GOLF VI Van (5K1_)	76
3 Touring (E91)	22	STRADA (KA_T, KB_T)	48	GOLF VI Variant (AJ5)	77
3 Touring (F31)	22	TRITON (KJ_, KK_, KL_)	48	GOLF VII (5G1, BQ1, BE1, BE2)	77
3 Touring Van (F31)	24	NISSAN		GOLF VII Van (5G1)	78
4 (F33, F83)	24	NP300 NAVARA (D40)	48	GOLF VII Variant (BA5, BV5)	79
4 Coupe (F32, F82)	24	PATHFINDER III (R51)	48	JETTA III (1K2)	80
4 Gran Coupe (F36)	26	PORSCHE		JETTA IV (162, 163, AV3, AV2)	81
5 (F10)	27	CAYENNE (92A)	48	MULTIVAN V (7HM, 7HN, 7HF, 7EF, 7EM, 7EN)	81
5 Gran Turismo (F07)	30	CAYENNE (9PA)	49	MULTIVAN VI (SGF, SGM, SGN, SHM, SHN) / CARAVELLE	82
5 Touring (F11)	30	MACAN (95B)	49	PASSAT ALLTRACK B7 (365)	83
6 (F12)	32	SEAT		PASSAT ALLTRACK B8 Variant (3G5, CB5)	83
6 Coupe (F13)	32	ALHAMBRA (710, 711)	49	PASSAT B6 (3C2)/PASSAT/Magotan	83
6 Gran Coupe (F06)	32	ALTEA (5P1)	50	PASSAT B6 Variant (3C5)	84
7 (F01, F02, F03, F04)	33	ALTEA XL (5P5, 5P8)	51	PASSAT B7 (362)	86
7 (G11, G12)	33	ATECA (KH7, KHP)	52	PASSAT B7 (365)	86
X1 (E84)	33	LEON (1P1)	52	PASSAT B7 (A32, A33)	87
X1 (F48)	34	LEON (5F1)	53	PASSAT B7 Variant (365)/MAGOTAN	87
X1 Van (F48)	34	LEON (KL1)	54	PASSAT B8 (3G2, CB2)	87
X2 (F39)	34	LEON SC (5F5)	54	PASSAT B8 Variant (3G5, CB5)	88
X3 (F25)	35	LEON Sportstourer (KL8)	55	PASSAT CC B6 (357)	88





MAKE-MODEL	PAGE	MAKE-MODEL	PAGE	MAKE-MODEL	PAGE
VW					
SCIROCCO III (137, 138)	89				
SCIROCCO Van (137)	89				
SHARAN (7N1, 7N2)	89				
T-ROC (A11)	90				
TIGUAN (5N_)	90				
TIGUAN (AD1, AX1)	91				
TOUAREG (7LA, 7L6, 7L7)	91				
TOUAREG (7P5, 7P6)	92				
TOURAN (1T1, 1T2)	92				
TOURAN (1T3)/GOLF TOURAN	93				
TOURAN (5T1)/GOLF TOURAN	93				
TRANSPORTER V (7HA, 7HH, 7EA, 7EH)	94				
<small>TRANSPORTER V (7HA, 7HH, 7EA, 7EH, 7EG, 7HF, 7HG, 7HE, 7HD, 7HC, 7HB, 7HA)</small>	95				
TRANSPORTER V (7JD, 7JE, 7JL, 7JY, 7JZ, 7FD)	96				
TRANSPORTER VI (SFD, SFE, SFL, SFZ, SJD, SJ)	97				
TRANSPORTER VI (SGA, SGH, SHA, SHH)	97				
<small>TRANSPORTER/CARAVELLE VI (SGB, SGO, SGJ, SGC, SHB, SHJ)</small>	98				





	 YEAR	TRANSM.	F/R	L/R	DRIVE TYPE & ENGINE	REMARKS	GSP Ref.	 PRODUCT	 ABS	Technical Specifications										
										A	B	C	H	L						
AUDI																				
A3 (8P1)																				
1.2 TSI (77 kw)	2010.04 2012.08	AT	F	L	Engine CBZB		2612010L	Drive Shaft		36		59.5	40	536						
	2010.04 2012.08	AT	F	R	Engine CBZB		2610960L	Drive Shaft		36		59.5	40	800						
1.4 TFSI (92 kw)	2007.09 2012.08	MT	F	L	Engine CAXC, CMSA		2612010L	Drive Shaft		36		59.5	40	536						
	2007.09 2012.08	AT	F	L	Engine CAXC, CMSA	Date from:2011.06	2612010L	Drive Shaft		36		59.5	40	536						
	2007.09 2012.08	AT	F	R	Engine CAXC, CMSA	Date from:2011.06	2610960L	Drive Shaft		36		59.5	40	800						
	2007.09 2012.08	AT	F	R	Engine CAXC, CMSA	Date from:2008.12;Date to:2011.05	2016530L	Drive Shaft		36		59.5	40.5	785						
	2007.09 2012.08	AT	F	L	Engine CAXC, CMSA	Date from:2008.12;Date to:2011.05	2612810L	Drive Shaft		36		59.5	40.5	525						
1.6 (75 kw)	2003.05 2012.08	MT	F	R	Engine BGU, BSE, BSF		2610960L	Drive Shaft		36		59.5	40	800						
	2003.05 2012.08	7AT	F	L	Engine BGU, BSE, BSF		2032940L	Drive Shaft		36		59.5	40	517						
	2003.05 2012.08	7AT	F	R	Engine BGU, BSE, BSF		2610420L	Drive Shaft		36		59.5	40	814						
1.6 E-Power (75 kw)	2011.01 2012.08	5MT	F	R	Engine CCSA, CMXA		2610960L	Drive Shaft		36		59.5	40	800						
1.6 FSI (85 kw)	2003.08 2007.09	6MT	F	R	Engine BAG (08.03-), BLF, BLP (06.04-)		2612110L	Drive Shaft		36		59.5	40.5	784						
1.6 TDI (66 kw)	2009.05 2012.08	5MT	F	R	Engine CAYB		2610420L	Drive Shaft		36		59.5	40	814						
	2009.05 2012.08	5MT	F	L	Engine CAYB		2032940L	Drive Shaft		36		59.5	40	517						
1.6 TDI (77 kw)	2009.05 2012.08	MT	F	R	Engine CAYC		2610420L	Drive Shaft		36		59.5	40	814						
	2009.05 2012.08	AT	F	L	Engine CAYC		2611000L	Drive Shaft		36		59.5	40.5	514						
	2009.05 2012.08	MT	F	L	Engine CAYC		2032940L	Drive Shaft		36		59.5	40	517						
	2009.05 2012.08	Semi	F	R	Engine CAYC	Date from:2011.06	2610960L	Drive Shaft		36		59.5	40	800						
1.8 TFSI (118 kw)	2006.11 2012.08	MT	F	L	Engine BYT, BZB, CDA	Trans. code:MQ350	2032950L	Drive Shaft		36		59.5	40.5	486						
	2006.11 2012.08	AT	F	L	Engine BYT, BZB, CDA		2032950L	Drive Shaft		36		59.5	40.5	486						
	2006.11 2012.08	MT	F	R	Engine BYT, BZB, CDA	Date to:2009.11	2613410L	Drive Shaft		36		59.5	40.5	806						
	2006.11 2012.08	MT	F	L	Engine BYT, BZB, CDA	Date to:2009.11	2611000L	Drive Shaft		36		59.5	40.5	514						
	2006.11 2012.08	MT	F	R	Engine BYT, BZB, CDA	Trans. code:MQ350	2033130L	Drive Shaft		36		59.5	40.5	794						
	2006.11 2012.08	MT	F	L	Engine BYT, BZB, CDA	Date from:2009.12	2612820L	Drive Shaft		36		59.5	40	523						
	2006.11 2012.08	AT	F	R	Engine BYT, BZB, CDA		2016530L	Drive Shaft		36		59.5	40.5	785						
1.8 TFSI quattro (118 kw)	2008.07 2012.08	6MT	F	R	AWD Engine CDA		2032660L	Drive Shaft		36		59.5	40.5	601						
	2008.07 2012.08	6MT	F	L	AWD Engine CDA	Rims:With steel rim	2033800L	Drive Shaft		36		59.5	40	487						
	2008.07 2012.08	6MT	F	L	AWD Engine CDA	Rims:With alloy rim	2032950L	Drive Shaft		36		59.5	40.5	486						
1.9 TDI (77 kw)	2003.05 2010.05	MT	F	R	Engine BKC (05.03-), BLS, BXE		2610420L	Drive Shaft		36		59.5	40	814						
	2003.05 2010.05	AT	F	L	Engine BKC (05.03-), BLS, BXE	Date from:2008.02;Chassis no. from:8P8B014001	2033810L	Drive Shaft		36		59.5	40	485						
	2003.05 2010.05	MT	F	L	Engine BKC (05.03-), BLS, BXE		2032940L	Drive Shaft		36		59.5	40	517						
	2003.05 2010.05	AT	F	L	Engine BKC (05.03-), BLS, BXE		2540130L	Drive Shaft		36		59.5	40.5	482						
	2003.05 2010.05	AT	F	R	Engine BKC (05.03-), BLS, BXE		2540110L	Drive Shaft		36		59.5	40.5	760						
2.0 FSI (110 kw)	2003.05 2008.06	MT	F	L			2032940L	Drive Shaft		36		59.5	40	517						
	2003.05 2008.06	MT	F	R			2610420L	Drive Shaft		36		59.5	40	814						
	2003.05 2008.06	AT	F	R			2610940L	Drive Shaft		36	26	59.5	40	884						
2.0 TDI (100 kw)	2003.05 2012.08	MT	F	L	Engine AZV (05.03-), CBAA, CFFA	For Engine code:CBAA/CFFA	2033800L	Drive Shaft		36		59.5	40	487						
	2003.05 2012.08	MT	F	R	Engine AZV (05.03-), CBAA, CFFA	Date from:2004.10;For Engine code:AZV;Chassis no. from:8P5A075501	2033130L	Drive Shaft		36		59.5	40.5	794						
	2003.05 2012.08	AT	F	L	Engine AZV (05.03-), CBAA, CFFA		2540130L	Drive Shaft		36		59.5	40.5	482						
	2003.05 2012.08	AT	F	R	Engine AZV (05.03-), CBAA, CFFA	Date from:2004.10	2540110L	Drive Shaft		36		59.5	40.5	760						
	2003.05 2012.08	MT	F	L/R	Engine AZV (05.03-), CBAA, CFFA	Date to:2004.09;For Engine code:AZV	2032950L	Drive Shaft		36		59.5	40.5	486						
2.0 TDI (103 kw)	2005.06 2008.06	AT	F	L	Engine BMM		2540130L	Drive Shaft		36		59.5	40.5	482						
	2005.06 2008.06	MT	F	L	Engine BMM	For driving school cars	2032950L	Drive Shaft		36		59.5	40.5	486						
	2005.06 2008.06	MT	F	R	Engine BMM		2033130L	Drive Shaft		36		59.5	40.5	794						
	2005.06 2008.06	AT	F	R	Engine BMM		2540110L	Drive Shaft		36		59.5	40.5	760						
2.0 TDI (120 kw)	2006.06 2008.06	MT	F	L	Engine BUY		2032950L	Drive Shaft		36		59.5	40.5	486						
	2006.06 2008.06	MT	F	R	Engine BUY	Date from:2008.03;For Engine code:BUY;For driving school cars	2033130L	Drive Shaft		36		59.5	40.5	794						
	2006.06 2008.06	AT	F	L	Engine BUY		2540130L	Drive Shaft		36		59.5	40.5	482						
	2006.06 2008.06	AT	F	R	Engine BUY		2540110L	Drive Shaft		36		59.5	40.5	760						
2.0 TDI (125 kw)	2006.03 2012.08	AT	F	L	Engine BMN, CBBB, CFGB	Engine code:BMN/CBBB/CFGB	2540130L	Drive Shaft		36		59.5	40.5	482						
	2006.03 2012.08	AT	F	L	Engine BMN, CBBB, CFGB		2033810L	Drive Shaft		36		59.5	40	485						
	2006.03 2012.08	MT	F	R	Engine BMN, CBBB, CFGB	Date from:2008.03;For Engine code:AZV;For driving school cars	2033130L	Drive Shaft		36		59.5	40.5	794						
	2006.03 2012.08	MT	F	L	Engine BMN, CBBB, CFGB		2032950L	Drive Shaft		36		59.5	40.5	486						
	2006.03 2012.08	AT	F	R	Engine BMN, CBBB, CFGB	Engine code:BMN/CBBB/CFGB	2540110L	Drive Shaft		36		59.5	40.5	760						
2.0 TDI 16V (103 kw)	2003.05 2012.08	MT	F	L	Engine BKD (05.03-), CBAB, CBEA, CFFB, CLJA	For Engine code:CBAA/CFFA;Rims:With steel rim	2033800L	Drive Shaft		36		59.5	40	487						
	2003.05 2012.08	MT	F	L/R	Engine BKD (05.03-), CBAB, CBEA, CFFB, CLJA	Date to:2004.09;For Engine code:BKD	2032950L	Drive Shaft		36		59.5	40.5	486						
	2003.05 2012.08	MT	F	R	Engine BKD (05.03-), CBAB, CBEA, CFFB, CLJA	Engine code:BKD;Chassis no. from:8P8B01001;8P5A075501	2033130L	Drive Shaft		36		59.5	40.5	794						
	2003.05 2012.08	AT	F	L	Engine BKD (05.03-), CBAB, CBEA, CFFB, CLJA	Date from:2008.03;For Engine code:AZV;Chassis no. from:8P5A075501	2540130L	Drive Shaft		36		59.5	40.5	482						
	2003.05 2012.08	AT	F	R	Engine BKD (05.03-), CBAB, CBEA, CFFB, CLJA		2540110L	Drive Shaft		36		59.5	40.5	760						
2.0 TDI 16V quattro (103 kw)	2004.08 2012.08	6MT	F	R	AWD Engine BKD, CBAB, CFFB	Engine code:BKD	2032660L	Drive Shaft		36		59.5	40.5	601						
	2004.08 2012.08	6MT	F	L	AWD Engine BKD, CBAB, CFFB		2032950L	Drive Shaft		36		59.5	40.5	486						
	2004.08 2012.08	6MT	F	R	AWD Engine BKD, CBAB, CFFB	Engine code:CBAB/CFFB	2033800L	Drive Shaft		36		59.5	40	487						
2.0 TDI quattro (100 kw)	2003.05 2008.06	AT	F	R	AWD Engine AZV	Chassis no. from:8P-04272-01;Chassis no. from:8P-08001-01	2540110L	Drive Shaft		36		59.5	40.5	760						
	2003.05 2008.06	MT	F	R	AWD Engine AZV		2032660L	Drive Shaft		36		59.5	40.5	601						
	2003.05 2008.06	MT	F	L	AWD Engine AZV		2032950L	Drive Shaft		36		59.5	40.5	486						
	2003.05 2008.06	AT	F	R	AWD															





	 YEAR	TRANSM.	F/R	L/R	DRIVE TYPE & ENGINE	REMARKS	GSP Ref.	 PRODUCT	 ABS	Technical Specifications				
										A	B	C	H	L
AUDI														
A3 (8P1)														
2.0 TDI quattro (103 kw)	2006.01 2008.06	6MT	F	L	AWD Engine BMM		203295OL	Drive Shaft		36	59.5	40.5	486	
	2006.01 2008.06	6MT	F	R	AWD Engine BMM		203266OL	Drive Shaft		36	59.5	40.5	601	
2.0 TDI quattro (125 kw)	2006.03 2012.08	6MT	F	L	AWD Engine BMN, CBBB, CFGB		203295OL	Drive Shaft		36	59.5	40.5	486	
	2006.03 2012.08	6MT	F	R	AWD Engine BMN, CBBB, CFGB		203266OL	Drive Shaft		36	59.5	40.5	601	
2.0 TFSI (147 kw)	2004.09 2012.08	AT	F	R	Engine AXX, BWA, CAWB, CCZA	date from:2010.02	201653OL	Drive Shaft		36	59.5	40.5	785	
	2004.09 2012.08	AT/MT	F	L	Engine AXX, BWA, CAWB, CCZA	date to:2010.01	203295OL	Drive Shaft		36	59.5	40.5	486	
	2004.09 2012.08	MT	F	R	Engine AXX, BWA, CAWB, CCZA	date from:2010.02	203313OL	Drive Shaft		36	59.5	40.5	794	
	2004.09 2012.08	AT/MT	F	R	Engine AXX, BWA, CAWB, CCZA	date to:2010.01	203313OL	Drive Shaft		36	59.5	40.5	794	
2.0 TFSI quattro (147 kw)	2004.09 2012.08	6AT/6MT	F	R	AWD Engine AXX, BWA, CBFA, CCTA, CCZA		203266OL	Drive Shaft		36	59.5	40.5	601	
	2004.09 2012.08	6AT/6MT	F	L	AWD Engine AXX, BWA, CBFA, CCTA, CCZA		203295OL	Drive Shaft		36	59.5	40.5	486	
3.2 V6 quattro (184 kw)	2003.07 2009.05	AT/MT	F	R	AWD Engine BDB (07.03-), BMJ (09.04-), BUB		203266OL	Drive Shaft		36	59.5	40.5	601	
	2003.07 2009.05	MT	F	L	AWD Engine BDB (07.03-), BMJ (09.04-), BUB		203295OL	Drive Shaft		36	59.5	40.5	486	
	2003.07 2009.05	AT	F	L	AWD Engine BDB (07.03-), BMJ (09.04-), BUB	For vehicle without diesel start gas too,Check on front-IP-7-081-001	203295OL	Drive Shaft		36	59.5	40.5	486	
S3 quattro (188 kw)	2007.02 2012.08	6AT/6MT	F	L	AWD Engine BZC, CDLC		203295OL	Drive Shaft		36	59.5	40.5	486	
	2007.02 2012.08	6AT/6MT	F	R	AWD Engine BZC, CDLC		203266OL	Drive Shaft		36	59.5	40.5	601	
S3 quattro (195 kw)	2006.11 2012.08	6AT/6MT	F	L	AWD Engine BHZ, CDLA		203295OL	Drive Shaft		36	59.5	40.5	486	
	2006.11 2012.08	6AT/6MT	F	R	AWD Engine BHZ, CDLA		203266OL	Drive Shaft		36	59.5	40.5	601	
A3 (8P7)														
1.2 TFSI (77 kw)	2010.03 2013.05	6MT	F	R	Engine CBZB		261096OL	Drive Shaft		36	59.5	40	800	
1.4 TFSI (92 kw)	2011.02 2013.05	6MT	F	R	Engine CAXC		261096OL	Drive Shaft		36	59.5	40	800	
	2011.02 2013.05	6MT	F	L	Engine CAXC		261201OL	Drive Shaft		36	59.5	40	536	
1.6 (75 kw)	2008.09 2010.05	5MT	F	R	Engine BSE		261096OL	Drive Shaft		36	59.5	40	800	
1.6 TDI (77 kw)	2009.05 2013.05	5MT	F	R	Engine CAYC		261042OL	Drive Shaft		36	59.5	40	814	
	2009.05 2013.05	5MT	F	L	Engine CAYC		203294OL	Drive Shaft		36	59.5	40	517	
1.8 TFSI (118 kw)	2008.04 2013.05	MT	F	R	Engine BZB, CDAA	Date To:2009.11,For Engine code: BZB/CDAA	261341OL	Drive Shaft		36	59.5	40.5	806	
	2008.04 2013.05	7AT	F	R	Engine BZB, CDAA		261147OL	Drive Shaft		36	59.5	40.5	795	
	2008.04 2013.05	MT	F	L	Engine BZB, CDAA	Date To:2009.11,For Engine code: BZB/CDAA	261100OL	Drive Shaft		36	59.5	40.5	514	
	2008.04 2013.05	6AT	F	L	Engine BZB, CDAA		203295OL	Drive Shaft		36	59.5	40.5	486	
	2008.04 2013.05	MT	F	L	Engine BZB, CDAA	Date from:2009.12	261282OL	Drive Shaft		36	59.5	40	523	
	2008.04 2013.05	6AT	F	R	Engine BZB, CDAA		201653OL	Drive Shaft		36	59.5	40.5	785	
1.9 TDI (77 kw)	2008.04 2009.10	5MT	F	R	Engine BLS		261042OL	Drive Shaft		36	59.5	40	814	
	2008.04 2009.10	5MT	F	L	Engine BLS		203294OL	Drive Shaft		36	59.5	40	517	
2.0 TDI (100 kw)	2008.04 2013.05	AT	F	R	Engine CBAA, CFFA		254011OL	Drive Shaft		36	59.5	40.5	760	
	2008.04 2013.05	MT	F	L	Engine CBAA, CFFA	Rims:With steel rim	203380OL	Drive Shaft		36	59.5	40	487	
	2008.04 2013.05	MT	F	L	Engine CBAA, CFFA	Rims:With alloy rim	203295OL	Drive Shaft		36	59.5	40.5	486	
	2008.04 2013.05	MT	F	R	Engine CBAA, CFFA		203313OL	Drive Shaft		36	59.5	40.5	794	
	2008.04 2013.05	AT	F	L	Engine CBAA, CFFA		254013OL	Drive Shaft		36	59.5	40.5	482	
2.0 TDI (103 kw)	2008.04 2013.05	MT	F	L	Engine CBAB, CFFB	Rims:With alloy rim	203295OL	Drive Shaft		36	59.5	40.5	486	
	2008.04 2013.05	MT	F	L	Engine CBAB, CFFB	Rims:With steel rim	203380OL	Drive Shaft		36	59.5	40	487	
	2008.04 2013.05	AT	F	L	Engine CBAB, CFFB		254013OL	Drive Shaft		36	59.5	40.5	482	
	2008.04 2013.05	AT	F	R	Engine CBAB, CFFB		254011OL	Drive Shaft		36	59.5	40.5	760	
	2008.04 2013.05	MT	F	R	Engine CBAB, CFFB		203313OL	Drive Shaft		36	59.5	40.5	794	
2.0 TFSI (147 kw)	2008.04 2013.05	MT	F	R	Engine CAWB, CCZA	date from:2010.04,Engine code:CCZA	203313OL	Drive Shaft		36	59.5	40.5	794	
	2008.04 2013.05	AT/MT	F	R	Engine CAWB, CCZA	date to:2010.03,Engine code:CCZA,Engine code:CAWB	203313OL	Drive Shaft		36	59.5	40.5	794	
	2008.04 2013.05	AT/MT	F	L	Engine CAWB, CCZA	date to:2010.03,Engine code:CCZA,Engine code:CAWB	203295OL	Drive Shaft		36	59.5	40.5	486	
	2008.04 2013.05	AT	F	R	Engine CAWB, CCZA	date from:2010.04,Engine code:CCZA	201653OL	Drive Shaft		36	59.5	40.5	785	
A3 (8V1, 8VK)														
1.2 TFSI (77 kw)	2013.02 2015.05	7DCT	F	L	Engine CJZA		261282OL	Drive Shaft		36	59.5	40	523	
	2013.02 2015.05	5MT/6MT	F	L	Engine CJZA		203373OL	Drive Shaft		36	59.5	40	517	
	2013.02 2015.05	7DCT	F	R	Engine CJZA		261096OL	Drive Shaft		36	59.5	40	800	
	2013.02 2015.05	5MT/6MT	F	R	Engine CJZA		261307OL	Drive Shaft		36	59.5	40	820	
1.2 TFSI (81 kw)	2014.05 2016.08	7DCT	F	L	Engine CYVB		261282OL	Drive Shaft		36	59.5	40	523	
	2014.05 2016.08	7DCT	F	R	Engine CYVB		261096OL	Drive Shaft		36	59.5	40	800	
	2014.05 2016.08	6MT	F	L	Engine CYVB		203373OL	Drive Shaft		36	59.5	40	517	
	2014.05 2016.08	6MT	F	R	Engine CYVB		261307OL	Drive Shaft		36	59.5	40	820	
1.4 TFSI (103 kw)	2013.03 2016.08	7DCT	F	R	Engine CPTA		203313OL	Drive Shaft		36	59.5	40.5	794	
	2013.03 2016.08	6MT	F	R	Engine CPTA		261283OL	Drive Shaft		36	59.5	40	815	
	2013.03 2016.08	6MT	F	L	Engine CPTA		261282OL	Drive Shaft		36	59.5	40	523	
	2013.03 2016.08	7DCT	F	L	Engine CPTA		261100OL	Drive Shaft		36	59.5	40.5	514	
1.4 TFSI (90 kw)	2012.04 2014.05	6MT	F	R	Engine CMBA, CXSA	For PR code:0EJ,Trans. code:MQ250	261283OL	Drive Shaft		36	59.5	40	815	
	2012.04 2014.05	6MT	F	L	Engine CMBA, CXSA	For PR code:0EJ,Trans. code:MQ250,For PR code:0EC,Trans. code:MQ201_GA	261282OL	Drive Shaft		36	59.5	40	523	
	2012.04 2014.05	7DCT	F	R	Engine CMBA, CXSA		261096OL	Drive Shaft		36	59.5	40	800	
	2012.04 2014.05	6MT	F	R	Engine CMBA, CXSA	For PR code:0EC,Trans. code:MQ200_GA	261307OL	Drive Shaft		36	59.5	40	820	
1.4 TFSI (92 kw)	2014.05 2016.08	6MT	F	L	Engine CXSB, CZCA	For PR code:0EJ,Trans. code:MQ250,For PR code:0EC,Trans. code:MQ201_GA	261282OL	Drive Shaft		36	59.5	40	523	
	2014.05 2016.08	7DCT	F	L	Engine CXSB, CZCA		261282OL	Drive Shaft		36	59.5	40	523	
	2014.05 2016.08	6MT	F	R	Engine CXSB, CZCA	For PR code:0EJ,Trans. code:MQ250	261283OL	Drive Shaft		36	59.5	40	815	





	 YEAR	TRANSM.	F/R	L/R	DRIVE TYPE & ENGINE	REMARKS	GSP Ref.	 PRODUCT	 ABS	Technical Specifications									
										A	B	C	H	L					
AUDI																			
A3 (8V1, 8VK)																			
1.4 TFSI (92 kw)	2014.05 2016.08	7DCT	F	R	Engine CXSB, CZCA		2610960L	Drive Shaft		36		59.5	40	800					
	2014.05 2016.08	6MT	F	R	Engine CXSB, CZCA	For PR code:0EC;Trans. code:MQ200_GA	2613070L	Drive Shaft		36		59.5	40	820					
1.4 TSI (110 kw)	2014.05 2017.12	6MT	F	L	Engine CZEA		2612820L	Drive Shaft		36		59.5	40	523					
	2014.05 2017.12	7DCT	F	R	Engine CZEA		2033130L	Drive Shaft		36		59.5	40.5	794					
	2014.05 2017.12	6MT	F	R	Engine CZEA		2612830L	Drive Shaft		36		59.5	40	815					
	2014.05 2017.12	7DCT	F	L	Engine CZEA		2611000L	Drive Shaft		36		59.5	40.5	514					
1.5 TFSI (110 kw)	2017.05 2017.12	6MT	F	L	Engine DADA		2612820L	Drive Shaft		36		59.5	40	523					
	2017.05 2017.12	7DCT	F	L	Engine DADA		2611000L	Drive Shaft		36		59.5	40.5	514					
1.6 TDI (77 kw)	2012.10 2015.05	6MT	F	R	Engine CLHA		2612830L	Drive Shaft		36		59.5	40	815					
	2012.10 2015.05	6MT/7DCT	F	L	Engine CLHA		2612820L	Drive Shaft		36		59.5	40	523					
	2012.10 2015.05	7DCT	F	R	Engine CLHA		2610960L	Drive Shaft		36		59.5	40	800					
1.6 TDI (81 kw)	2013.09 2017.12	6MT	F	R	Engine CRKB, CXXB, DBKA		2612830L	Drive Shaft		36		59.5	40	815					
	2013.09 2017.12	6MT/7DCT	F	L	Engine CRKB, CXXB, DBKA		2612820L	Drive Shaft		36		59.5	40	523					
	2013.09 2017.12	7DCT	F	R	Engine CRKB, CXXB, DBKA		2610960L	Drive Shaft		36		59.5	40	800					
1.6 TDI (85 kw)	2017.02 2020.10	6MT/7DCT	F	L	Engine DDYA, DGTE		2612820L	Drive Shaft		36		59.5	40	523					
	2017.02 2020.10	7DCT	F	R	Engine DDYA, DGTE		2610960L	Drive Shaft		36		59.5	40	800					
	2017.02 2020.10	6MT	F	R	Engine DDYA, DGTE		2612830L	Drive Shaft		36		59.5	40	815					
1.8 TFSI (132 kw)	2012.04 2016.08	6MT	F	L	Engine CJSA		2611000L	Drive Shaft		36		59.5	40.5	514					
1.8 TFSI quattro (132 kw)	2012.08 2016.08	6AT	F	L	AWD Engine CJSB		2033800L	Drive Shaft		36		59.5	40	487					
2.0 TDI (100 kw)	2013.05 2016.08	6MT	F	R	Engine CRBD, CRLC		2033130L	Drive Shaft		36		59.5	40.5	794					
	2013.05 2016.08	6DCT	F	L	Engine CRBD, CRLC		2612850L	Drive Shaft		36		59.5	40	472					
	2013.05 2016.08	6DCT	F	R	Engine CRBD, CRLC		2033540L	Drive Shaft		36		59.5	40.5	760					
	2013.05 2016.08	6MT	F	L	Engine CRBD, CRLC		2033800L	Drive Shaft		36		59.5	40	487					
2.0 TDI (105 kw)	2012.09 2020.10	6AT	F	L	Engine CRFC		2612850L	Drive Shaft		36		59.5	40	472					
	2012.09 2020.10	6AT	F	R	Engine CRFC		2033540L	Drive Shaft		36		59.5	40.5	760					
2.0 TDI (110 kw)	2012.04 2017.12	6MT	F	L	Engine CRBC, CRLB, CRUA, DBGA, DCYA, DEJA		2033800L	Drive Shaft		36		59.5	40	487					
	2012.04 2017.12	AT	F	R	Engine CRBC, CRLB, CRUA, DBGA, DCYA, DEJA		2540110L	Drive Shaft		36		59.5	40.5	760					
	2012.04 2017.12	6MT	F	R	Engine CRBC, CRLB, CRUA, DBGA, DCYA, DEJA		2033130L	Drive Shaft		36		59.5	40.5	794					
	2012.04 2017.12	6DCT	F	L	Engine CRBC, CRLB, CRUA, DBGA, DCYA, DEJA		2612850L	Drive Shaft		36		59.5	40	472					
	2012.04 2017.12	6DCT	F	R	Engine CRBC, CRLB, CRUA, DBGA, DCYA, DEJA		2033540L	Drive Shaft		36		59.5	40.5	760					
2.0 TDI (81 kw)	2013.01 2016.08	5MT	F	R	Engine CRFA		2612830L	Drive Shaft		36		59.5	40	815					
	2013.01 2016.08	5MT	F	L	Engine CRFA		2612820L	Drive Shaft		36		59.5	40	523					
2.0 TDI quattro (110 kw)	2012.10 2017.12	6MT	F	R	AWD Engine CRBC, CRLB, DCYA		2033130L	Drive Shaft		36		59.5	40.5	794					
	2012.10 2017.12	6MT	F	L	AWD Engine CRBC, CRLB, DCYA		2033800L	Drive Shaft		36		59.5	40	487					
2.0 TDI quattro (135 kw)	2012.12 2017.12	6DCT	F	L	AWD Engine CUNA, DGCA		2612850L	Drive Shaft		36		59.5	40	472					
2.0 TFSI (140 kw)	2016.05 2017.12	6MT	F	L	Engine CZPB		2033800L	Drive Shaft		36		59.5	40	487					
S3 quattro (206 kw)	2013.02 2014.07	6AT	F	L	AWD Engine CJXB		2033800L	Drive Shaft		36		59.5	40	487					
S3 quattro (211 kw)	2014.05 2016.08	6AT/6MT	F	L	AWD Engine CJXF		2033800L	Drive Shaft		36		59.5	40	487					
S3 quattro (221 kw)	2012.11 2016.08	6AT/6MT	F	L	AWD Engine CJXC		2033800L	Drive Shaft		36		59.5	40	487					
S3 quattro (228 kw)	2016.06 2017.12	6MT	F	L	AWD Engine CJXG, DJHA		2033800L	Drive Shaft		36		59.5	40	487					
A3 (8V7, 8VE)																			
1.4 TFSI (103 kw)	2013.10	7DCT	F	R	Engine CPTA		2033130L	Drive Shaft		36		59.5	40.5	794					
	2013.10	6MT	F	R	Engine CPTA		2612830L	Drive Shaft		36		59.5	40	815					
	2013.10	7DCT	F	L	Engine CPTA		2611000L	Drive Shaft		36		59.5	40.5	514					
	2013.10	6MT	F	L	Engine CPTA		2612820L	Drive Shaft		36		59.5	40	523					
1.4 TFSI (85 kw)	2016.02 2020.10	6MT	F	L	Engine CZCC	For PR code:0EJ;Trans. code:MQ200_GA	2612820L	Drive Shaft		36		59.5	40	523					
	2016.02 2020.10	7DCT	F	L	Engine CZCC		2612820L	Drive Shaft		36		59.5	40	523					
	2016.02 2020.10	6MT	F	R	Engine CZCC	For PR code:0EJ;Trans. code:MQ250	2612830L	Drive Shaft		36		59.5	40	815					
	2016.02 2020.10	7DCT	F	R	Engine CZCC		2610960L	Drive Shaft		36		59.5	40	800					
	2016.02 2020.10	6MT	F	R	Engine CZCC	For PR code:0EC;Trans. code:MQ200_GA	2613070L	Drive Shaft		36		59.5	40	820					
1.4 TFSI (92 kw)	2014.02	6MT	F	R	Engine CXSB, CZCA	For PR code:0EJ;Trans. code:MQ250	2612830L	Drive Shaft		36		59.5	40	815					
	2014.02	7DCT	F	R	Engine CXSB, CZCA		2610960L	Drive Shaft		36		59.5	40	800					
	2014.02	6MT	F	R	Engine CXSB, CZCA	For PR code:0EC;Trans. code:MQ200_GA	2613070L	Drive Shaft		36		59.5	40	820					
	2014.02	6MT	F	L	Engine CXSB, CZCA	For PR code:0EJ;Trans. code:MQ200_GA	2612820L	Drive Shaft		36		59.5	40	523					
	2014.02	7DCT	F	L	Engine CXSB, CZCA		2612820L	Drive Shaft		36		59.5	40	523					
1.4 TSI (110 kw)	2014.05 2020.10	6MT	F	L	Engine CZEA		2612820L	Drive Shaft		36		59.5	40	523					
	2014.05 2020.10	7DCT	F	R	Engine CZEA		2033130L	Drive Shaft		36		59.5	40.5	794					
	2014.05 2020.10	6MT	F	R	Engine CZEA		2612830L	Drive Shaft		36		59.5	40	815					
	2014.05 2020.10	7DCT	F	L	Engine CZEA		2611000L	Drive Shaft		36		59.5	40.5	514					
1.5 TFSI (110 kw)	2017.05 2018.10	6MT	F	L	Engine DADA		2612820L	Drive Shaft		36		59.5	40	523					
	2017.05 2018.10	7DCT	F	L	Engine DADA		2611000L	Drive Shaft		36		59.5	40.5	514					
1.6 TDI (81 kw)	2014.02 2020.10	6MT	F	R	Engine CRKB, CXXB		2612830L	Drive Shaft		36		59.5	40	815					
	2014.02 2020.10	6MT	F	L	Engine CRKB, CXXB		2612820L	Drive Shaft		36		59.5	40	523					
1.6 TDI (85 kw)	2017.04 2020.10	6MT	F	L	Engine DDYA		2612820L	Drive Shaft		36		59.5	40	523					
	2017.04 2020.10	6MT	F	R	Engine DDYA		2612830L	Drive Shaft		36		59.5	40	815					
1.8 TFSI (125 kw)	2014.05 2020.10	6AT	F	L	Engine CNSB		2033800L	Drive Shaft		36		59.5	40	487					





	 YEAR	TRANSM.	F/R	L/R	DRIVE TYPE & ENGINE	REMARKS	GSP Ref.	 PRODUCT	 ABS	Technical Specifications				
										A	B	C	H	L
AUDI														
A3 (8V7, 8VE)														
1.8 TFSI (132 kw)	2013.10	2016.07	6DCT	F	L	Engine CJSA, CJSB		2033800L	Drive Shaft	36	59.5	40	487	
	2013.10	2016.07	6MT	F	L	Engine CJSA, CJSB		2611000L	Drive Shaft	36	59.5	40.5	514	
1.8 TFSI quattro (132 kw)	2014.03		6AT	F	L	AWD Engine CJSB		2033800L	Drive Shaft	36	59.5	40	487	
2.0 TDI (100 kw)	2013.10		6DCT	F	L	Engine CRLC		2612850L	Drive Shaft	36	59.5	40	472	
	2013.10		6MT	F	L	Engine CRLC		2033800L	Drive Shaft	36	59.5	40	487	
	2013.10		6DCT	F	R	Engine CRLC		2033540L	Drive Shaft	36	59.5	40.5	760	
	2013.10		6MT	F	R	Engine CRLC		2033130L	Drive Shaft	36	59.5	40.5	794	
2.0 TDI (110 kw)	2013.10	2020.10	6MT	F	L	Engine CRLB, DCYA		2033800L	Drive Shaft	36	59.5	40	487	
	2013.10	2020.10	AT	F	R	Engine CRLB, DCYA		2540110L	Drive Shaft	36	59.5	40.5	760	
	2013.10	2020.10	6MT	F	R	Engine CRLB, DCYA		2033130L	Drive Shaft	36	59.5	40.5	794	
	2013.10	2020.10	6DCT	F	L	Engine CRLB, DCYA		2612850L	Drive Shaft	36	59.5	40	472	
	2013.10	2020.10	6DCT	F	R	Engine CRLB, DCYA		2033540L	Drive Shaft	36	59.5	40.5	760	
2.0 TDI quattro (110 kw)	2014.03	2020.10	6MT	F	L	AWD Engine CRLB, DCYA		2033800L	Drive Shaft	36	59.5	40	487	
2.0 TDI quattro (135 kw)	2014.05	2020.10	6AT	F	L	AWD Engine CUNA, DGCA		2612850L	Drive Shaft	36	59.5	40	472	
2.0 TFSI (140 kw)	2016.05	2020.10	6MT	F	L	Engine CZPB		2033800L	Drive Shaft	36	59.5	40	487	
2.0 TFSI quattro (162 kw)	2014.05	2020.10	6AT	F	L	AWD Engine CNTC		2033800L	Drive Shaft	36	59.5	40	487	
35 TFSI (110 kw)	2018.10	2020.10	7DCT	F	L	Engine DADA, DPCA		2611000L	Drive Shaft	36	59.5	40.5	514	
40 TFSI (140 kw)	2018.11	2020.10	6MT	F	L	Engine DKZA		2033800L	Drive Shaft	36	59.5	40	487	
S3 quattro (210 kw)	2014.03		6AT	F	L	AWD Engine CJXF		2033800L	Drive Shaft	36	59.5	40	487	
S3 quattro (221 kw)	2014.04	2020.10	6AT	F	L	AWD Engine CJXC, DNUE (09-18-)		2033800L	Drive Shaft	36	59.5	40	487	
A3 Limousine (8VS, 8VM)														
1.2 TFSI (77 kw)	2013.10		5MT	F	L	Engine CJZA		2033730L	Drive Shaft	36	59.5	40	517	
	2013.10		MT	F	R	Engine CJZA	Date from:2014.01	2610420L	Drive Shaft	36	59.5	40	814	
	2013.10		5MT	F	R	Engine CJZA		2613070L	Drive Shaft	36	59.5	40	820	
	2013.10		AT	F	R	Engine CJZA	Date from:2014.01	2610960L	Drive Shaft	36	59.5	40	800	
1.2 TFSI (81 kw)	2014.05		6MT	F	L	Engine CYVB		2033730L	Drive Shaft	36	59.5	40	517	
	2014.05		6MT	F	R	Engine CYVB		2613070L	Drive Shaft	36	59.5	40	820	
1.4 TFSI (103 kw)	2013.05		7DCT	F	R	Engine CPTA		2033130L	Drive Shaft	36	59.5	40.5	794	
	2013.05		6MT	F	R	Engine CPTA		2612830L	Drive Shaft	36	59.5	40	815	
	2013.05		6MT	F	L	Engine CPTA		2612820L	Drive Shaft	36	59.5	40	523	
	2013.05		7DCT	F	L	Engine CPTA		2611000L	Drive Shaft	36	59.5	40.5	514	
1.4 TFSI (90 kw)	2013.09	2020.10	6MT	F	R	Engine CXSA	For PR code:OEJ,Trans. code:MQ250	2612830L	Drive Shaft	36	59.5	40	815	
	2013.09	2020.10	6MT	F	L	Engine CXSA	For PR code:OEJ,Trans. code:MQ250;For PR code:OEJ,Trans. code:MQ250_GA	2612820L	Drive Shaft	36	59.5	40	523	
	2013.09	2020.10	7DCT	F	L	Engine CXSA		2612820L	Drive Shaft	36	59.5	40	523	
	2013.09	2020.10	7DCT	F	R	Engine CXSA		2610960L	Drive Shaft	36	59.5	40	800	
	2013.09	2020.10	6MT	F	R	Engine CXSA	For PR code:OEC,Trans. code:MQ200_GA	2613070L	Drive Shaft	36	59.5	40	820	
1.4 TFSI (92 kw)	2013.09		6MT	F	R	Engine CXSB, CZCA	For PR code:OEJ,Trans. code:MQ250	2612830L	Drive Shaft	36	59.5	40	815	
	2013.09		6MT	F	L	Engine CXSB, CZCA	For PR code:OEJ,Trans. code:MQ250;For PR code:OEJ,Trans. code:MQ250_GA	2612820L	Drive Shaft	36	59.5	40	523	
	2013.09		7DCT	F	R	Engine CXSB, CZCA		2610960L	Drive Shaft	36	59.5	40	800	
	2013.09		6MT	F	R	Engine CXSB, CZCA	For PR code:OEC,Trans. code:MQ200_GA	2613070L	Drive Shaft	36	59.5	40	820	
1.4 TSI (110 kw)	2014.05	2020.10	6MT	F	L	Engine CZEA		2612820L	Drive Shaft	36	59.5	40	523	
	2014.05	2020.10	7DCT	F	R	Engine CZEA		2033130L	Drive Shaft	36	59.5	40.5	794	
	2014.05	2020.10	6MT	F	R	Engine CZEA		2612830L	Drive Shaft	36	59.5	40	815	
	2014.05	2020.10	7DCT	F	L	Engine CZEA		2611000L	Drive Shaft	36	59.5	40.5	514	
1.5 TFSI (110 kw)	2017.05	2018.10	6MT	F	L	Engine DADA		2612820L	Drive Shaft	36	59.5	40	523	
	2017.05	2018.10	7DCT	F	L	Engine DADA		2611000L	Drive Shaft	36	59.5	40.5	514	
1.6 TDI (77 kw)	2013.09		6MT	F	R	Engine CLHA		2612830L	Drive Shaft	36	59.5	40	815	
	2013.09		6MT/7DCT	F	L	Engine CLHA		2612820L	Drive Shaft	36	59.5	40	523	
	2013.09		7DCT	F	R	Engine CLHA		2610960L	Drive Shaft	36	59.5	40	800	
1.6 TDI (81 kw)	2014.05	2020.10	6MT/7DCT	F	L	Engine CRKB, CXXB, DBKA		2612820L	Drive Shaft	36	59.5	40	523	
	2014.05	2020.10	7DCT	F	R	Engine CRKB, CXXB, DBKA		2610960L	Drive Shaft	36	59.5	40	800	
	2014.05	2020.10	6MT	F	R	Engine CRKB, CXXB, DBKA		2612830L	Drive Shaft	36	59.5	40	815	
1.6 TDI (85 kw)	2017.03	2020.10	6MT/7DCT	F	L	Engine DDYA		2612820L	Drive Shaft	36	59.5	40	523	
	2017.03	2020.10	7DCT	F	R	Engine DDYA		2610960L	Drive Shaft	36	59.5	40	800	
	2017.03	2020.10	6MT	F	R	Engine DDYA		2612830L	Drive Shaft	36	59.5	40	815	
1.6 TDI quattro (81 kw)	2015.05		6MT	F	L	AWD Engine CXXB		2033800L	Drive Shaft	36	59.5	40	487	
1.8 TFSI (125 kw)	2013.11	2020.10	6AT	F	L	Engine CNSB		2033800L	Drive Shaft	36	59.5	40	487	
1.8 TFSI (132 kw)	2013.05		6MT	F	L	Engine CJSA, CJSB		2611000L	Drive Shaft	36	59.5	40.5	514	
1.8 TFSI quattro (132 kw)	2013.11		6AT	F	L	AWD Engine CJSB		2033800L	Drive Shaft	36	59.5	40	487	
2.0 TDI (100 kw)	2013.09		6MT	F	R	Engine CRBD, CRLC		2033130L	Drive Shaft	36	59.5	40.5	794	
	2013.09		6DCT	F	L	Engine CRBD, CRLC		2612850L	Drive Shaft	36	59.5	40	472	
	2013.09		6DCT	F	R	Engine CRBD, CRLC		2033540L	Drive Shaft	36	59.5	40.5	760	
	2013.09		6MT	F	L	Engine CRBD, CRLC		2033800L	Drive Shaft	36	59.5	40	487	
2.0 TDI (105 kw)	2013.10	2020.10	6AT	F	L	Engine CRFC		2612850L	Drive Shaft	36	59.5	40	472	
	2013.10	2020.10	6AT	F	R	Engine CRFC		2033540L	Drive Shaft	36	59.5	40.5	760	
2.0 TDI (110 kw)	2013.05	2020.10	6MT	F	R	Engine CRBC, CRLB, CRUA, DGCA, DCYA, DEJA, DFCA (07-18-)		2033130L	Drive Shaft	36	59.5	40.5	794	





	 YEAR	TRANSM.	F/R	L/R	DRIVE TYPE & ENGINE	REMARKS	GSP Ref.	 PRODUCT	 ABS	Technical Specifications				
										A	B	C	H	L
AUDI														
A3 Limousine (8VS, 8VM)														
2.0 TDI (110 kw)	2013.05 2020.10	AT	F	R	Engine CR6C, CR6B, CR6A, D6GA, D6YA, D6EA, D6FA (07.18-)		2540110L	Drive Shaft		36	59.5	40.5	760	
	2013.05 2020.10	6DCT	F	L	Engine CR6C, CR6B, CR6A, D6GA, D6YA, D6EA, D6FA (07.18-)		2612850L	Drive Shaft		36	59.5	40	472	
	2013.05 2020.10	6DCT	F	R	Engine CR6C, CR6B, CR6A, D6GA, D6YA, D6EA, D6FA (07.18-)		2033540L	Drive Shaft		36	59.5	40.5	760	
	2013.05 2020.10	6MT	F	L	Engine CR6C, CR6B, CR6A, D6GA, D6YA, D6EA, D6FA (07.18-)		2033800L	Drive Shaft		36	59.5	40	487	
2.0 TDI (81 kw)	2013.05 2020.10	5MT	F	R	Engine CRFA, DEJB		2612830L	Drive Shaft		36	59.5	40	815	
	2013.05 2020.10	5MT	F	L	Engine CRFA, DEJB		2612820L	Drive Shaft		36	59.5	40	523	
2.0 TDI quattro (110 kw)	2013.10 2020.10	6MT	F	L	AWD Engine CR6C, CR6B, DCYA		2033800L	Drive Shaft		36	59.5	40	487	
	2013.10 2020.10	6MT	F	R	AWD Engine CR6C, CR6B, DCYA		2033130L	Drive Shaft		36	59.5	40.5	794	
2.0 TDI quattro (135 kw)	2014.05 2018.07	6DCT	F	L	AWD Engine CUNA, DGCA		2612850L	Drive Shaft		36	59.5	40	472	
2.0 TFSI (140 kw)	2016.05 2020.10	6MT	F	L	Engine CZPB, DKZA (07.18-)		2033800L	Drive Shaft		36	59.5	40	487	
2.0 TFSI (162 kw)	2015.11 2020.10	6AT	F	L	Engine CHHB, CNTC		2033800L	Drive Shaft		36	59.5	40	487	
30 TDI (85 kw)	2018.07 2020.10	6MT	F	R	Engine DGTE		2612830L	Drive Shaft		36	59.5	40	815	
	2018.07 2020.10	6MT	F	L	Engine DGTE		2612820L	Drive Shaft		36	59.5	40	523	
	2018.07 2020.10	7DCT	F	R	Engine DGTE		2610960L	Drive Shaft		36	59.5	40	800	
35 TDI (110 kw)	2018.07 2020.10	6MT	F	L	Engine DFGA	For PR code:2H0/2H6/2H7	2033800L	Drive Shaft		36	59.5	40	487	
	2018.07 2020.10	6MT	F	R	Engine DFGA		2033130L	Drive Shaft		36	59.5	40.5	794	
	2018.07 2020.10	6DCT	F	L	Engine DFGA	For PR code:2H0/2H6/7GB/7MU/7MW/2H7	2612850L	Drive Shaft		36	59.5	40	472	
	2018.07 2020.10	6DCT	F	R	Engine DFGA	For Modelcode:8VS;For PR code:7GB/7MU/7MW	2033540L	Drive Shaft		36	59.5	40.5	760	
35 TFSI (110 kw)	2018.10 2020.10	7DCT	F	L	Engine DADA, DPCA		2611000L	Drive Shaft		36	59.5	40.5	514	
40 TDI quattro (135 kw)	2018.07 2019.07	6DCT	F	L	AWD Engine DJGA	For Modelcode:8V1;For PR code:2H7	2612850L	Drive Shaft		36	59.5	40	472	
40 TFSI (140 kw)	2018.07 2020.10	6MT/7AT	F	L	Engine DKZA		2033800L	Drive Shaft		36	59.5	40	487	
RS3 quattro (294 kw)	2017.04 2020.10	7AT	F	L	AWD Engine DAZA, DNWA (02.19-)		2012650L	Drive Shaft		36	37	59.5	40	558
	2017.04 2020.10	7AT	F	R	AWD Engine DAZA, DNWA (02.19-)		2613470L	Drive Shaft		36	40	59.5	40	593
S3 quattro (206 kw)	2013.10	6AT	F	L	AWD Engine CJXB		2033800L	Drive Shaft		36	59.5	40	487	
S3 quattro (210 kw)	2014.05	6AT	F	L	AWD Engine CJXF		2033800L	Drive Shaft		36	59.5	40	487	
S3 quattro (215 kw)	2014.05 2020.10	6AT	F	L	AWD Engine CYFB		2033800L	Drive Shaft		36	59.5	40	487	
S3 quattro (221 kw)	2013.10 2020.10	6AT/6MT	F	L	AWD Engine CJXC, DNUE (09.18-)		2033800L	Drive Shaft		36	59.5	40	487	
S3 quattro (228 kw)	2016.06 2020.10	6MT	F	L	AWD Engine CJXG, DUHA		2033800L	Drive Shaft		36	59.5	40	487	
A3 Sportback (8PA)														
1.2 TSI (77 kw)	2010.04 2013.03	AT	F	L	Engine CBZB		2612010L	Drive Shaft		36	59.5	40	536	
	2010.04 2013.03	AT	F	R	Engine CBZB		2610960L	Drive Shaft		36	59.5	40	800	
1.4 TFSI (92 kw)	2007.09 2013.03	AT	F	L	Engine CAXC, CMSA	Date from:2011.06	2612010L	Drive Shaft		36	59.5	40	536	
	2007.09 2013.03	MT	F	L	Engine CAXC, CMSA		2612010L	Drive Shaft		36	59.5	40	536	
	2007.09 2013.03	AT	F	R	Engine CAXC, CMSA	Date from:2011.06	2610960L	Drive Shaft		36	59.5	40	800	
	2007.09 2013.03	AT	F	R	Engine CAXC, CMSA	Date from:2008.12;Date to:2011.05	2016530L	Drive Shaft		36	59.5	40.5	785	
	2007.09 2013.03	AT	F	L	Engine CAXC, CMSA	Date from:2008.12;Date to:2011.05	2612810L	Drive Shaft		36	59.5	40.5	525	
	2007.09 2013.03	MT	F	R	Engine CAXC, CMSA	Date to:2008.06	2033130L	Drive Shaft		36	59.5	40.5	794	
1.6 (75 kw)	2004.09 2013.03	MT	F	R	Engine BGU (09.04-), BSE, BSF		2610960L	Drive Shaft		36	59.5	40	800	
	2004.09 2013.03	7AT	F	R	Engine BGU (09.04-), BSE, BSF		2610420L	Drive Shaft		36	59.5	40	814	
	2004.09 2013.03	7AT	F	L	Engine BGU (09.04-), BSE, BSF		2032940L	Drive Shaft		36	59.5	40	517	
1.6 E-Power (75 kw)	2011.01 2013.03	5MT	F	R	Engine CCSA, CMXA		2610960L	Drive Shaft		36	59.5	40	800	
1.6 FSI (85 kw)	2004.09 2007.09	6MT	F	R	Engine BLF, BLP (09.04-)		2612110L	Drive Shaft		36	59.5	40.5	784	
1.6 TDI (66 kw)	2009.05 2013.03	5MT	F	R	Engine CAYB		2610420L	Drive Shaft		36	59.5	40	814	
	2009.05 2013.03	5MT	F	L	Engine CAYB		2032940L	Drive Shaft		36	59.5	40	517	
1.6 TDI (77 kw)	2009.05 2013.03	AT	F	L	Engine CAYC		2611000L	Drive Shaft		36	59.5	40.5	514	
	2009.05 2013.03	MT	F	L	Engine CAYC		2032940L	Drive Shaft		36	59.5	40	517	
1.8 TFSI (118 kw)	2006.11 2013.03	MT	F	R	Engine BYT, BZB, CDAA	Date to:2009.11	2613410L	Drive Shaft		36	59.5	40.5	806	
	2006.11 2013.03	MT	F	L	Engine BYT, BZB, CDAA	Date to:2009.11	2611000L	Drive Shaft		36	59.5	40.5	514	
	2006.11 2013.03	MT	F	L	Engine BYT, BZB, CDAA	Trans. code:MQ350	2032950L	Drive Shaft		36	59.5	40.5	486	
	2006.11 2013.03	MT	F	R	Engine BYT, BZB, CDAA	Trans. code:MQ350	2033130L	Drive Shaft		36	59.5	40.5	794	
	2006.11 2013.03	MT	F	L	Engine BYT, BZB, CDAA	Date from:2009.12	2612820L	Drive Shaft		36	59.5	40	523	
	2006.11 2013.03	AT	F	R	Engine BYT, BZB, CDAA		2016530L	Drive Shaft		36	59.5	40.5	785	
	2006.11 2013.03	MT	F	R	Engine BYT, BZB, CDAA	Date from:2009.12	2610420L	Drive Shaft		36	59.5	40	814	
1.8 TFSI quattro (118 kw)	2008.07 2013.03	6MT/7AT	F	R	AWD Engine CDAA		2032660L	Drive Shaft		36	59.5	40.5	601	
	2008.07 2013.03	6MT/7AT	F	L	AWD Engine CDAA	Rims:With steel rim	2033800L	Drive Shaft		36	59.5	40	487	
	2008.07 2013.03	6MT/7AT	F	L	AWD Engine CDAA	Rims:With alloy rim	2032950L	Drive Shaft		36	59.5	40.5	486	
1.9 TDI (77 kw)	2004.09 2010.05	MT	F	R	Engine BKC (09.04-), BLS, BXE		2610420L	Drive Shaft		36	59.5	40	814	
	2004.09 2010.05	AT	F	L	Engine BKC (09.04-), BLS, BXE	Date from:2007.12;Chassis no. from:8P9A12017;For driving school cars	2033810L	Drive Shaft		36	59.5	40	485	
	2004.09 2010.05	MT	F	L	Engine BKC (09.04-), BLS, BXE		2032940L	Drive Shaft		36	59.5	40	517	
	2004.09 2010.05	AT	F	L	Engine BKC (09.04-), BLS, BXE	Date to:2008.06;Chassis no. to:8P8B050000	2540130L	Drive Shaft		36	59.5	40.5	482	
	2004.09 2010.05	AT	F	R	Engine BKC (09.04-), BLS, BXE		2540110L	Drive Shaft		36	59.5	40.5	760	
2.0 FSI (110 kw)	2004.09 2008.06	MT	F	R	Engine A0V, BLS, BLS (09.04-), BLS (09.04-), BMS, BVL, BVZ		2610420L	Drive Shaft		36	59.5	40	814	
	2004.09 2008.06	MT	F	L	Engine A0V, BLS, BLS (09.04-), BLS (09.04-), BMS, BVL, BVZ		2032940L	Drive Shaft		36	59.5	40	517	
	2004.09 2008.06	AT	F	R	Engine A0V, BLS, BLS (09.04-), BLS (09.04-), BMS, BVL, BVZ		2610940L	Drive Shaft		36	26	59.5	40	884
2.0 TDI (100 kw)	2004.09 2013.03	MT	F	L	Engine AZV, CBAA, CFFA	Engine code:CBAB/CFFB;With steel rim	2033800L	Drive Shaft		36	59.5	40	487	
	2004.09 2013.03	AT	F	L	Engine AZV, CBAA, CFFA		2540130L	Drive Shaft		36	59.5	40.5	482	





	 YEAR	TRANSM.	F/R	L/R	DRIVE TYPE & ENGINE	REMARKS	GSP Ref.	 PRODUCT	 ABS	Technical Specifications				
										A	B	C	H	L
AUDI														
A3 Sportback (8PA)														
2.0 TDI (100 kw)	2004.09 2013.03	MT	F	L	Engine AZV, CBAA, CFFA	Engine code:CBAB/CFFB,With alloy rim	2032950L	Drive Shaft		36	59.5	40.5	486	
	2004.09 2013.03	MT	F	L/R	Engine AZV, CBAA, CFFA	Engine code:AZV	2032950L	Drive Shaft		36	59.5	40.5	486	
	2004.09 2013.03	MT	F	L	Engine AZV, CBAA, CFFA	Engine code:AZV,For driving school cars	2032950L	Drive Shaft		36	59.5	40.5	486	
	2004.09 2013.03	MT	F	R	Engine AZV, CBAA, CFFA	Engine code:AZV,For driving school cars	2033130L	Drive Shaft		36	59.5	40.5	794	
	2004.09 2013.03	AT	F	R	Engine AZV, CBAA, CFFA		2540110L	Drive Shaft		36	59.5	40.5	760	
2.0 TDI (103 kw)	2005.06 2008.06	AT	F	L	Engine BMM		2540130L	Drive Shaft		36	59.5	40.5	482	
	2005.06 2008.06	MT	F	L	Engine BMM		2032950L	Drive Shaft		36	59.5	40.5	486	
	2005.06 2008.06	MT	F	R	Engine BMM		2033130L	Drive Shaft		36	59.5	40.5	794	
	2005.06 2008.06	AT	F	R	Engine BMM		2540110L	Drive Shaft		36	59.5	40.5	760	
2.0 TDI (120 kw)	2006.06 2008.06	AT	F	R	Engine BUY		2540110L	Drive Shaft		36	59.5	40.5	760	
	2006.06 2008.06	MT	F	L	Engine BUY		2032950L	Drive Shaft		36	59.5	40.5	486	
	2006.06 2008.06	MT	F	R	Engine BUY		2033130L	Drive Shaft		36	59.5	40.5	794	
2.0 TDI (125 kw)	2006.06 2008.06	AT	F	L	Engine BUY		2540130L	Drive Shaft		36	59.5	40.5	482	
	2006.03 2013.03	AT	F	L	Engine BMN, CBBB, CFGB	For Engine code:BMN	2540130L	Drive Shaft		36	59.5	40.5	482	
	2006.03 2013.03	AT	F	L	Engine BMN, CBBB, CFGB	For Engine code:CBBB/CFGB	2033810L	Drive Shaft		36	59.5	40	485	
	2006.03 2013.03	MT	F	R	Engine BMN, CBBB, CFGB		2033130L	Drive Shaft		36	59.5	40.5	794	
2.0 TDI (125 kw)	2006.03 2013.03	MT	F	L	Engine BMN, CBBB, CFGB		2032950L	Drive Shaft		36	59.5	40.5	486	
	2006.03 2013.03	AT	F	R	Engine BMN, CBBB, CFGB	For Engine code:BMN/CBBB/CFGB	2540110L	Drive Shaft		36	59.5	40.5	760	
	2004.09 2013.03	MT	F	L	Engine BMD (09.04-), CBAB, CBEA, CFFB, CLJA	Engine code:CBAB/CFFB,With steel rim	2033800L	Drive Shaft		36	59.5	40	487	
	2004.09 2013.03	MT	F	L	Engine BMD (09.04-), CBAB, CBEA, CFFB, CLJA	Engine code:CBAB/CFFB,With alloy rim	2032950L	Drive Shaft		36	59.5	40.5	486	
	2004.09 2013.03	MT	F	L	Engine BMD (09.04-), CBAB, CBEA, CFFB, CLJA	Engine code:BKD	2032950L	Drive Shaft		36	59.5	40.5	486	
2.0 TDI 16V (103 kw)	2004.09 2013.03	MT	F	R	Engine BMD (09.04-), CBAB, CBEA, CFFB, CLJA	Engine code:BKD	2033130L	Drive Shaft		36	59.5	40.5	794	
	2004.09 2013.03	AT	F	L	Engine BMD (09.04-), CBAB, CBEA, CFFB, CLJA		2540130L	Drive Shaft		36	59.5	40.5	482	
	2004.09 2013.03	AT	F	R	Engine BMD (09.04-), CBAB, CBEA, CFFB, CLJA		2540110L	Drive Shaft		36	59.5	40.5	760	
	2004.09 2013.03	AT	F	R	Engine BMD (09.04-), CBAB, CBEA, CFFB, CLJA		2540110L	Drive Shaft		36	59.5	40.5	760	
2.0 TDI 16V quattro (103 kw)	2005.11 2013.03	MT	F	R	AWD Engine BKD, CBAB, CFFB	Engine code:BKD	2032660L	Drive Shaft		36	59.5	40.5	601	
	2005.11 2013.03	MT	F	L	AWD Engine BKD, CBAB, CFFB		2032950L	Drive Shaft		36	59.5	40.5	486	
	2005.11 2013.03	MT	F	R	AWD Engine BKD, CBAB, CFFB	Engine code:CBAB/CFFB	2033800L	Drive Shaft		36	59.5	40	487	
	2005.11 2013.03	AT	F	R	AWD Engine BKD, CBAB, CFFB		2540110L	Drive Shaft		36	59.5	40.5	760	
2.0 TDI quattro (103 kw)	2006.01 2008.06	6AT/6MT	F	L	AWD Engine BMM		2032950L	Drive Shaft		36	59.5	40.5	486	
	2006.01 2008.06	6AT/6MT	F	R	AWD Engine BMM		2032660L	Drive Shaft		36	59.5	40.5	601	
2.0 TDI quattro (125 kw)	2006.03 2013.03	6AT/6MT	F	R	AWD Engine BMN, CBBB, CFGB		2032660L	Drive Shaft		36	59.5	40.5	601	
	2006.03 2013.03	6AT/6MT	F	L	AWD Engine BMN, CBBB, CFGB		2032950L	Drive Shaft		36	59.5	40.5	486	
2.0 TFSI (147 kw)	2004.09 2013.03	MT	F	R	Engine AXX (09.04-), BPF, BVA, CAWB, CBA, CDTA, CCTA, CCZA		2611470L	Drive Shaft		36	59.5	40.5	795	
	2004.09 2013.03	AT/MT	F	L	Engine AXX (09.04-), BPF, BVA, CAWB, CBA, CDTA, CCTA, CCZA		2032950L	Drive Shaft		36	59.5	40.5	486	
	2004.09 2013.03	AT	F	R	Engine AXX (09.04-), BPF, BVA, CAWB, CBA, CDTA, CCTA, CCZA		2016530L	Drive Shaft		36	59.5	40.5	785	
	2004.09 2013.03	AT/MT	F	L	Engine AXX (09.04-), BPF, BVA, CAWB, CBA, CDTA, CCTA, CCZA		2033800L	Drive Shaft		36	59.5	40	487	
2.0 TFSI quattro (147 kw)	2004.09 2013.03	6AT/6MT	F	R	AWD Engine AXX (09.04-), BPF, BVA, CAWB, CBA, CDTA, CCTA, CCZA		2032660L	Drive Shaft		36	59.5	40.5	601	
	2004.09 2013.03	6AT/6MT	F	L	AWD Engine AXX (09.04-), BPF, BVA, CAWB, CBA, CDTA, CCTA, CCZA		2032950L	Drive Shaft		36	59.5	40.5	486	
3.2 V6 quattro (184 kw)	2004.09 2009.05	AT/MT	F	R	AWD Engine BDB, BMJ (09.04-), BUB		2032660L	Drive Shaft		36	59.5	40.5	601	
	2004.09 2009.05	AT	F	L	AWD Engine BDB, BMJ (09.04-), BUB	Date from:2006.06	2032950L	Drive Shaft		36	59.5	40.5	486	
	2004.09 2009.05	MT	F	L	AWD Engine BDB, BMJ (09.04-), BUB		2032950L	Drive Shaft		36	59.5	40.5	486	
RS3 quattro (250 kw)	2011.01 2012.12	7AT	F	L	AWD Engine CEPA		2012650L	Drive Shaft		36	37	59.5	40	558
	2011.01 2012.12	7AT	F	R	AWD Engine CEPA		2613470L	Drive Shaft		36	40	59.5	40	593
S3 quattro (188 kw)	2008.07 2013.03	6AT/6MT	F	L	AWD Engine CDLC		2032950L	Drive Shaft		36	59.5	40.5	486	
S3 quattro (195 kw)	2008.07 2013.03	6AT/6MT	F	R	AWD Engine CDLC		2032660L	Drive Shaft		36	59.5	40.5	601	
	2008.06 2013.03	6AT/6MT	F	L	AWD Engine BHZ, CDLA		2032950L	Drive Shaft		36	59.5	40.5	486	
	2008.06 2013.03	6AT/6MT	F	R	AWD Engine BHZ, CDLA		2032660L	Drive Shaft		36	59.5	40.5	601	
A3 Sportback (8VA, 8VF)														
1.2 TFSI (77 kw)	2013.05	7DCT	F	L	Engine CJZA		2612820L	Drive Shaft		36	59.5	40	523	
	2013.05	6MT	F	L	Engine CJZA		2033730L	Drive Shaft		36	59.5	40	517	
	2013.05	7DCT	F	R	Engine CJZA		2610960L	Drive Shaft		36	59.5	40	800	
	2013.05	6MT	F	R	Engine CJZA		2613070L	Drive Shaft		36	59.5	40	820	
1.2 TFSI (81 kw)	2014.05 2016.08	7DCT	F	L	Engine CYVB		2612820L	Drive Shaft		36	59.5	40	523	
	2014.05 2016.08	7DCT	F	R	Engine CYVB		2610960L	Drive Shaft		36	59.5	40	800	
	2014.05 2016.08	6MT	F	L	Engine CYVB		2033730L	Drive Shaft		36	59.5	40	517	
	2014.05 2016.08	6MT	F	R	Engine CYVB		2613070L	Drive Shaft		36	59.5	40	820	
1.4 TFSI (103 kw)	2013.03	7DCT	F	R	Engine CPTA		2033130L	Drive Shaft		36	59.5	40.5	794	
	2013.03	6MT	F	R	Engine CPTA		2612830L	Drive Shaft		36	59.5	40	815	
	2013.03	6MT	F	L	Engine CPTA		2612820L	Drive Shaft		36	59.5	40	523	
	2013.03	7DCT	F	L	Engine CPTA		2611000L	Drive Shaft		36	59.5	40.5	514	
1.4 TFSI (90 kw)	2012.09 2020.10	6MT	F	R	Engine CMBA, CXSA	For PR code:0EJ,Trans. code:MQ250	2612830L	Drive Shaft		36	59.5	40	815	
	2012.09 2020.10	6MT	F	L	Engine CMBA, CXSA	For PR code:0EJ,Trans. code:MQ250,For PR code:0EC,Trans. code:MQ200,GA	2612820L	Drive Shaft		36	59.5	40	523	
	2012.09 2020.10	7DCT	F	L	Engine CMBA, CXSA		2612820L	Drive Shaft		36	59.5	40	523	
	2012.09 2020.10	7DCT	F	R	Engine CMBA, CXSA		2610960L	Drive Shaft		36	59.5	40	800	
	2012.09 2020.10	6MT	F	R	Engine CMBA, CXSA	For PR code:0EC,Trans. code:MQ200,GA	2613070L	Drive Shaft		36	59.5	40	820	
1.4 TFSI (92 kw)	2014.05 2016.08	6MT	F	L	Engine CXSB, CZCA	For PR code:0EJ,Trans. code:MQ250,For PR code:0EC,Trans. code:MQ200,GA	2612820L	Drive Shaft		36	59.5	40	523	





	 YEAR	TRANSM.	F/R	L/R	DRIVE TYPE & ENGINE	REMARKS	GSP Ref.	 PRODUCT	 ABS	Technical Specifications				
										A	B	C	H	L
AUDI														
A3 Sportback (8VA, 8VF)														
1.4 TFSI (92 kw)	2014.05 2016.08	7DCT	F	L	Engine CXSB, CZCA		2612820L	Drive Shaft		36	59.5	40	523	
	2014.05 2016.08	6MT	F	R	Engine CXSB, CZCA	For PR code:0EJ,Trans. code:MQ250	2612830L	Drive Shaft		36	59.5	40	815	
	2014.05 2016.08	7DCT	F	R	Engine CXSB, CZCA		2610960L	Drive Shaft		36	59.5	40	800	
1.4 TFSI g-tron (81 kw)	2014.05 2016.08	6MT	F	R	Engine CXSB, CZCA	For PR code:0EC,Trans. code:MQ200_GA	2613070L	Drive Shaft		36	59.5	40	820	
	2013.11 2020.10	6MT	F	R	Engine CPWA	For PR code:0EJ,Trans. code:MQ250	2612830L	Drive Shaft		36	59.5	40	815	
	2013.11 2020.10	7DCT	F	R	Engine CPWA		2610960L	Drive Shaft		36	59.5	40	800	
1.4 TSI (110 kw)	2013.11 2020.10	6MT	F	R	Engine CPWA	For PR code:0EC,Trans. code:MQ200_GA	2613070L	Drive Shaft		36	59.5	40	820	
	2013.11 2020.10	6MT	F	L	Engine CPWA	For PR code:0EJ,Trans. code:MQ250	2612820L	Drive Shaft		36	59.5	40	523	
	2013.11 2020.10	7DCT	F	L	Engine CPWA		2612820L	Drive Shaft		36	59.5	40	523	
1.4 TSI (110 kw)	2014.05 2020.10	6MT	F	L	Engine CZEA		2612820L	Drive Shaft		36	59.5	40	523	
	2014.05 2020.10	7DCT	F	R	Engine CZEA		2033130L	Drive Shaft		36	59.5	40.5	794	
	2014.05 2020.10	6MT	F	R	Engine CZEA		2612830L	Drive Shaft		36	59.5	40	815	
1.5 TFSI (110 kw)	2014.05 2020.10	7DCT	F	L	Engine CZEA		2611000L	Drive Shaft		36	59.5	40.5	514	
	2017.05 2018.10	6MT	F	L	Engine DADA		2612820L	Drive Shaft		36	59.5	40	523	
	2017.05 2018.10	7DCT	F	L	Engine DADA		2611000L	Drive Shaft		36	59.5	40.5	514	
1.6 TDI (77 kw)	2012.10	6MT	F	R	Engine CLHA		2612830L	Drive Shaft		36	59.5	40	815	
	2012.10	6MT/7DCT	F	L	Engine CLHA		2612820L	Drive Shaft		36	59.5	40	523	
	2012.10	7DCT	F	R	Engine CLHA		2610960L	Drive Shaft		36	59.5	40	800	
1.6 TDI (81 kw)	2013.09 2020.10	6MT	F	R	Engine CRKB, CXXB, DBKA		2612830L	Drive Shaft		36	59.5	40	815	
	2013.09 2020.10	6MT/7DCT	F	L	Engine CRKB, CXXB, DBKA		2612820L	Drive Shaft		36	59.5	40	523	
	2013.09 2020.10	7DCT	F	R	Engine CRKB, CXXB, DBKA		2610960L	Drive Shaft		36	59.5	40	800	
1.6 TDI (85 kw)	2017.02 2020.10	6MT/7DCT	F	L	Engine DDYA		2612820L	Drive Shaft		36	59.5	40	523	
	2017.02 2020.10	7DCT	F	R	Engine DDYA		2610960L	Drive Shaft		36	59.5	40	800	
	2017.02 2020.10	6MT	F	R	Engine DDYA		2612830L	Drive Shaft		36	59.5	40	815	
1.6 TDI quattro (81 kw)	2015.05 2016.08	6MT	F	L	AWD Engine CXXB		2033800L	Drive Shaft		36	59.5	40	487	
1.8 TFSI (132 kw)	2012.09	6MT	F	L	Engine CJSB, CJSB		2611000L	Drive Shaft		36	59.5	40.5	514	
1.8 TFSI quattro (132 kw)	2013.05	6AT	F	L	AWD Engine CJSB		2033800L	Drive Shaft		36	59.5	40	487	
2.0 TDI (100 kw)	2013.05 2016.08	6MT	F	R	Engine CRBD, CRLC		2033130L	Drive Shaft		36	59.5	40.5	794	
	2013.05 2016.08	6DCT	F	L	Engine CRBD, CRLC		2612850L	Drive Shaft		36	59.5	40	472	
	2013.05 2016.08	6DCT	F	R	Engine CRBD, CRLC		2033540L	Drive Shaft		36	59.5	40.5	760	
	2013.05 2016.08	6MT	F	L	Engine CRBD, CRLC		2033800L	Drive Shaft		36	59.5	40	487	
2.0 TDI (105 kw)	2013.03 2020.10	6AT	F	L	Engine CRFC		2612850L	Drive Shaft		36	59.5	40	472	
	2013.03 2020.10	6AT	F	R	Engine CRFC		2033540L	Drive Shaft		36	59.5	40.5	760	
2.0 TDI (110 kw)	2012.09 2020.10	6MT	F	R	Engine CRBC, CRUB, CRUA, DGBA, DCYA, DEJA, DFGA (07-18-)		2033130L	Drive Shaft		36	59.5	40.5	794	
	2012.09 2020.10	AT	F	R	Engine CRBC, CRUB, CRUA, DGBA, DCYA, DEJA, DFGA (07-18-)		2540110L	Drive Shaft		36	59.5	40.5	760	
	2012.09 2020.10	6DCT	F	L	Engine CRBC, CRUB, CRUA, DGBA, DCYA, DEJA, DFGA (07-18-)		2612850L	Drive Shaft		36	59.5	40	472	
	2012.09 2020.10	6DCT	F	R	Engine CRBC, CRUB, CRUA, DGBA, DCYA, DEJA, DFGA (07-18-)		2033540L	Drive Shaft		36	59.5	40.5	760	
	2012.09 2020.10	6MT	F	L	Engine CRBC, CRUB, CRUA, DGBA, DCYA, DEJA, DFGA (07-18-)		2033800L	Drive Shaft		36	59.5	40	487	
2.0 TDI (81 kw)	2013.05 2020.10	5MT	F	R	Engine CRFA		2612830L	Drive Shaft		36	59.5	40	815	
	2013.05 2020.10	5MT	F	L	Engine CRFA		2612820L	Drive Shaft		36	59.5	40	523	
2.0 TDI quattro (110 kw)	2013.02 2020.10	6MT	F	L	AWD Engine CRBC, CRLB, DCYA		2033800L	Drive Shaft		36	59.5	40	487	
	2013.02 2020.10	6MT	F	R	AWD Engine CRBC, CRLB, DCYA		2033130L	Drive Shaft		36	59.5	40.5	794	
2.0 TDI quattro (135 kw)	2013.05 2018.07	6DCT	F	L	AWD Engine CUNA, DGCA		2612850L	Drive Shaft		36	59.5	40	472	
2.0 TFSI (140 kw)	2016.05 2020.10	6MT	F	L	Engine CZPB, DKZA (07-18-)		2033800L	Drive Shaft		36	59.5	40	487	
30 g-tron (96 kw)	2018.11 2020.10	7AT	F	L	Engine DHFA		2612820L	Drive Shaft		36	59.5	40	523	
30 TDI (85 kw)	2018.07 2020.10	6MT	F	R	Engine DGTE		2612830L	Drive Shaft		36	59.5	40	815	
	2018.07 2020.10	6MT	F	L	Engine DGTE		2612820L	Drive Shaft		36	59.5	40	523	
	2018.07 2020.10	7DCT	F	R	Engine DGTE		2610960L	Drive Shaft		36	59.5	40	800	
35 TDI (110 kw)	2018.07 2020.10	6MT	F	L	Engine DFGA	Date to:2013.10;For PR code:2H0/2H6/2H7	2033800L	Drive Shaft		36	59.5	40	487	
	2018.07 2020.10	6MT	F	R	Engine DFGA		2033130L	Drive Shaft		36	59.5	40.5	794	
	2018.07 2020.10	6DCT	F	L	Engine DFGA	Date to:2013.10;For PR code:2H0/2H6/2H7	2612850L	Drive Shaft		36	59.5	40	472	
	2018.07 2020.10	6DCT	F	R	Engine DFGA	For PR code:7GB/7MU/7MW	2033540L	Drive Shaft		36	59.5	40.5	760	
35 TFSI (110 kw)	2018.10 2020.10	7DCT	F	L	Engine DADA, DPCA		2611000L	Drive Shaft		36	59.5	40.5	514	
	2018.10 2020.10	6MT	F	L	Engine DADA, DPCA		2612820L	Drive Shaft		36	59.5	40	523	
40 TDI quattro (135 kw)	2018.07 2020.10	6DCT	F	L	AWD Engine DJGA	For Modelcode:8VA;For PR code:2H7	2612850L	Drive Shaft		36	59.5	40	472	
40 TFSI (140 kw)	2018.07 2020.10	6MT	F	L	Engine DKZA		2033800L	Drive Shaft		36	59.5	40	487	
RS3 quattro (270 kw)	2015.03	7AT	F	L	AWD Engine CZGB		2012650L	Drive Shaft		36	37	59.5	40	558
	2015.03	7AT	F	R	AWD Engine CZGB		2613470L	Drive Shaft		36	40	59.5	40	593
RS3 quattro (294 kw)	2017.04 2020.10	7AT	F	L	AWD Engine DAZA, DNWA (02.19-)		2012650L	Drive Shaft		36	37	59.5	40	558
	2017.04 2020.10	7AT	F	R	AWD Engine DAZA, DNWA (02.19-)		2613470L	Drive Shaft		36	40	59.5	40	593
S3 quattro (206 kw)	2013.05	6AT	F	L	AWD Engine CJXB		2033800L	Drive Shaft		36	59.5	40	487	
S3 quattro (210 kw)	2014.05 2016.08	6AT/6MT	F	L	AWD Engine CJXF		2033800L	Drive Shaft		36	59.5	40	487	
S3 quattro (221 kw)	2012.11 2020.10	6MT/6DCT	F	L	AWD Engine CJXC, DNUE (09.18-)		2033800L	Drive Shaft		36	59.5	40	487	
S3 quattro (228 kw)	2016.06 2020.10	6MT	F	L	AWD Engine CJXG, DJHA		2033800L	Drive Shaft		36	59.5	40	487	
A4 Allroad B8 (8KH)														
2.0 TDI quattro (100 kw)	2009.09 2016.05	MT	F	L/R	AWD Engine CAGB, CJCB, CSUB	Code:CJCB, CSUB	2033710L	Drive Shaft		42	76.5	34	464	





	 YEAR	TRANSM.	F/R	L/R	DRIVE TYPE & ENGINE	REMARKS	GSP Ref.	 PRODUCT	 ABS	Technical Specifications				
										A	B	C	H	L
AUDI														
A4 Allroad B8 (8KH)														
2.0 TDI quattro (105 kw)	2009.09	2016.05	6MT/7AT	F	L/R AWD Engine CAGA, CJCA	Engine code:CJCA	2033710L	Drive Shaft		42	76.5	34	464	
2.0 TDI quattro (110 kw)	2013.05	2016.05	6MT	F	L/R AWD Engine CJCD, CSUA	A4 Allroad Quattro	2033710L	Drive Shaft		42	76.5	34	464	
2.0 TDI quattro (120 kw)	2009.04	2016.05	6MT/7AT	F	L/R AWD Engine CAHB, CGLD, CNHC	Date from:2012.08;Code:CGLD, CNHC	2033710L	Drive Shaft		42	76.5	34	464	
2.0 TDI quattro (130 kw)	2011.11	2016.05	6MT/7AT	F	L/R AWD Engine CGLC		2033710L	Drive Shaft		42	76.5	34	464	
2.0 TDI quattro (140 kw)	2013.09	2016.05	6MT/7AT	F	L/R AWD Engine CNHA		2033710L	Drive Shaft		42	76.5	34	464	
2.0 TFSI quattro (155 kw)	2009.04	2016.05	6MT/7AT/8AT	F	L/R AWD Engine CDNC, CPMA	For Engine code:CDNC	2033710L	Drive Shaft		42	76.5	34	464	
2.0 TFSI quattro (162 kw)	2013.05	2016.05	8AT	F	L/R AWD Engine CPMB		2033710L	Drive Shaft		42	76.5	34	464	
2.0 TFSI quattro (165 kw)	2013.05	2016.05	6MT/7AT/CVT	F	L/R AWD Engine CNCD		2033710L	Drive Shaft		42	76.5	34	464	
A4 Allroad B9 (8WH, 8WJ)														
2.0 TDI quattro (100 kw)	2016.11	2018.07	6MT	F	L/R AWD Engine DEUB		2020740L	Drive Shaft		42	76.5	34	464	
2.0 TDI quattro (110 kw)	2016.11	2019.10	6MT	F	L/R AWD Engine DEUA		2020740L	Drive Shaft		42	76.5	34	464	
2.0 TDI quattro (120 kw)	2016.05	2019.10	7AT	F	L/R AWD Engine DETB		2020740L	Drive Shaft		42	76.5	34	464	
2.0 TDI quattro (140 kw)	2016.01		6MT/7AT	F	L/R AWD Engine DESA, DETA, DFVA		2020740L	Drive Shaft		42	76.5	34	464	
2.0 TFSI Mild Hybrid quattro (185 kw)	2018.11	2019.10	7AT	F	L/R AWD Engine DDWA	For PR code:GH1	2020740L	Drive Shaft		42	76.5	34	464	
2.0 TFSI quattro (183 kw)	2016.05	2019.10	7AT	F	L/R AWD Engine CYRC		2020740L	Drive Shaft		42	76.5	34	464	
2.0 TFSI quattro (185 kw)	2016.01		7AT	F	L/R AWD Engine CYMC, CYRB (12.20-)		2020740L	Drive Shaft		42	76.5	34	464	
45 TFSI Mild Hybrid quattro (180 kw)	2018.07		7AT	F	L/R AWD Engine DKNA	For PR code:GH1	2020740L	Drive Shaft		42	76.5	34	464	
A4 B8 (8K2)														
1.8 TFSI quattro (125 kw)	2011.11	2015.12	6MT	F	L/R AWD Engine CJEB		2033710L	Drive Shaft		42	76.5	34	464	
2.0 TDI quattro (105 kw)	2008.11	2015.12	6MT	F	L/R AWD Engine CAGA, CJCA	Date from:2009.05;Chassis no. from:8KD000001	2033710L	Drive Shaft		42	76.5	34	464	
2.0 TDI quattro (110 kw)	2013.05	2015.12	6MT	F	L/R AWD Engine CJCD, CSUA		2033710L	Drive Shaft		42	76.5	34	464	
2.0 TDI quattro (130 kw)	2011.11	2015.12	6MT/7AT	F	L/R AWD Engine CGLC		2033710L	Drive Shaft		42	76.5	34	464	
2.0 TDI quattro (140 kw)	2013.09	2015.12	6MT/7AT	F	L/R AWD Engine CNHA		2033710L	Drive Shaft		42	76.5	34	464	
2.0 TFSI flexible fuel quattro (132 kw)	2009.11	2015.12	6MT	F	L/R AWD Engine CFKA	Chassis no. from:8KD000001	2033710L	Drive Shaft		42	76.5	34	464	
2.0 TFSI quattro (132 kw)	2009.11	2012.03	6MT	F	L/R AWD Engine CFKA	Chassis no. from:8KD000001	2033710L	Drive Shaft		42	76.5	34	464	
2.0 TFSI quattro (155 kw)	2008.06	2015.12	6MT/7AT/8AT	F	L/R AWD Engine CAEB, CDNC, CPMA	Chassis no. from:8KD000001	2033710L	Drive Shaft		42	76.5	34	464	
2.0 TFSI quattro (162 kw)	2013.05	2015.12	8AT	F	L/R AWD Engine CAED, CPMB		2033710L	Drive Shaft		42	76.5	34	464	
2.0 TFSI quattro (165 kw)	2013.05	2015.12	6MT/7AT	F	L/R AWD Engine CNCD		2033710L	Drive Shaft		42	76.5	34	464	
A4 B8 Avant (8K5)														
1.8 TFSI quattro (125 kw)	2011.11	2015.12	6MT	F	L/R AWD Engine CJEB		2033710L	Drive Shaft		42	76.5	34	464	
2.0 TDI quattro (105 kw)	2008.04	2015.12	6MT	F	L/R AWD Engine CAGA, CJCA	Date from:2008.11;Chassis no. from:8KD000001	2033710L	Drive Shaft		42	76.5	34	464	
2.0 TDI quattro (110 kw)	2013.05	2015.12	6MT	F	L/R AWD Engine CJCD, CSUA		2033710L	Drive Shaft		42	76.5	34	464	
2.0 TDI quattro (130 kw)	2011.11	2015.12	6MT/7AT	F	L/R AWD Engine CGLC		2033710L	Drive Shaft		42	76.5	34	464	
2.0 TDI quattro (140 kw)	2013.09	2015.12	6MT/7AT	F	L/R AWD Engine CNHA		2033710L	Drive Shaft		42	76.5	34	464	
2.0 TFSI flexible fuel quattro (132 kw)	2009.11	2015.12	6MT	F	L/R AWD Engine CFKA	Chassis no. from:8KD000001	2033710L	Drive Shaft		42	76.5	34	464	
2.0 TFSI quattro (155 kw)	2008.06	2015.12	6MT/7AT	F	L/R AWD Engine CAEB, CDNC	Chassis no. from:8KD000001	2033710L	Drive Shaft		42	76.5	34	464	
2.0 TFSI quattro (165 kw)	2013.05	2015.12	6MT/7AT	F	L/R AWD Engine CNCD		2033710L	Drive Shaft		42	76.5	34	464	
A4 B9 (8W2, 8WC)														
2.0 TDI quattro (110 kw)	2016.09	2019.11	6MT	F	L/R AWD Engine DEUA		2020740L	Drive Shaft		42	76.5	34	464	
2.0 TDI quattro (120 kw)	2016.09	2019.11	7AT	F	L/R AWD Engine DETB		2020740L	Drive Shaft		42	76.5	34	464	
2.0 TDI quattro (140 kw)	2015.09	2019.11	6MT/7AT	F	L/R AWD Engine DESA, DETA, DFVA		2020740L	Drive Shaft		42	76.5	34	464	
2.0 TFSI Mild Hybrid quattro (185 kw)	2017.05	2019.11	7AT	F	L/R AWD Engine DDWA		2020740L	Drive Shaft		42	76.5	34	464	
2.0 TFSI quattro (183 kw)	2015.11	2019.11	7AT	F	L/R AWD Engine CYRC		2020740L	Drive Shaft		42	76.5	34	464	
2.0 TFSI quattro (185 kw)	2015.05		6MT/7AT	F	L/R AWD Engine CYMC, CYRB		2020740L	Drive Shaft		42	76.5	34	464	
40 TDI quattro (140 kw)	2015.09	2019.11	7AT/6MT	F	L/R AWD Engine DETA	For PR code:GH1	2020740L	Drive Shaft		42	76.5	34	464	
45 TFSI Mild Hybrid quattro (180 kw)	2018.07	2019.11	7AT	F	L/R AWD Engine DKNA	For PR code:GH1	2020740L	Drive Shaft		42	76.5	34	464	
A4 B9 Avant (8W5, 8WD)														
2.0 TDI quattro (110 kw)	2016.09	2019.10	6MT	F	L/R AWD Engine DEUA		2020740L	Drive Shaft		42	76.5	34	464	
2.0 TDI quattro (120 kw)	2016.09	2018.09	7AT	F	L/R AWD Engine DETB		2020740L	Drive Shaft		42	76.5	34	464	
2.0 TDI quattro (140 kw)	2015.10	2018.09	6MT/7AT	F	L/R AWD Engine DESA, DETA, DFVA		2020740L	Drive Shaft		42	76.5	34	464	
2.0 TFSI Mild Hybrid quattro (185 kw)	2018.11		7AT	F	L/R AWD Engine DDWA		2020740L	Drive Shaft		42	76.5	34	464	
2.0 TFSI quattro (183 kw)	2015.11	2019.10	7AT	F	L/R AWD Engine CYRC		2020740L	Drive Shaft		42	76.5	34	464	
2.0 TFSI quattro (185 kw)	2015.08	2019.10	6MT/7AT	F	L/R AWD Engine CYMC, CYRB		2020740L	Drive Shaft		42	76.5	34	464	
40 TDI quattro (140 kw)	2018.10	2020.09	7AT/6MT	F	L/R AWD Engine DETA	For PR code:GH1	2020740L	Drive Shaft		42	76.5	34	464	
45 TFSI Mild Hybrid quattro (180 kw)	2018.07	2019.10	7AT	F	L/R AWD Engine DKNA	For PR code:GH1	2020740L	Drive Shaft		42	76.5	34	464	
A5 (8F7)														
2.0 TDI quattro (130 kw)	2012.01	2015.05	6MT	F	L/R AWD Engine CGLC		2033710L	Drive Shaft		42	76.5	34	464	
2.0 TDI quattro (140 kw)	2013.09	2017.01	6MT/7AT	F	L/R AWD Engine CNHA		2033710L	Drive Shaft		42	76.5	34	464	
2.0 TFSI quattro (155 kw)	2009.03	2017.01	6AT/7AT	F	L/R AWD Engine CAEB, CDNC, CPMA	Date from:2011.08;Chassis no. from:8FC000001	2033710L	Drive Shaft		42	76.5	34	464	
2.0 TFSI quattro (165 kw)	2013.05	2016.05	7AT	F	L/R AWD Engine CNCD		2033710L	Drive Shaft		42	76.5	34	464	
2.0 TFSI quattro (169 kw)	2015.08	2017.01	7AT	F	L/R AWD Engine CNCE		2033710L	Drive Shaft		42	76.5	34	464	
A5 (8T3)														
2.0 TDI quattro (130 kw)	2011.12	2017.01	6MT/7AT	F	L/R AWD Engine CGLC		2033710L	Drive Shaft		42	76.5	34	464	
2.0 TDI quattro (140 kw)	2013.09	2017.01	6MT/7AT	F	L/R AWD Engine CNHA		2033710L	Drive Shaft		42	76.5	34	464	
2.0 TFSI quattro (155 kw)	2008.06	2017.01	6AT/6MT/7AT/8AT	F	L/R AWD Engine CAEB, CDNC, CPMA	Chassis no. from:8T-C-000001	2033710L	Drive Shaft		42	76.5	34	464	
2.0 TFSI quattro (162 kw)	2012.03	2017.01	6MT	F	L/R AWD Engine CAED, CPMB		2033710L	Drive Shaft		42	76.5	34	464	





	 YEAR	TRANSM.	F/R	L/R	DRIVE TYPE & ENGINE	REMARKS	GSP Ref.	 PRODUCT	 ABS	Technical Specifications				
										A	B	C	H	L
AUDI														
A5 (8T3)														
2.0 TFSI quattro (165 kw)	2013.05	2016.05	6MT/7AT	F	L/R AWD Engine CNCD		2033710L	Drive Shaft		42	76.5	34	464	
2.0 TFSI quattro (169 kw)	2015.08	2017.01	6MT/7AT	F	L/R AWD Engine CNCE		2033710L	Drive Shaft		42	76.5	34	464	
A5 (F53, F5P)														
2.0 TDI quattro (140 kw)	2016.10		6MT/7AT	F	L/R AWD Engine DESA, DETA		2020740L	Drive Shaft		42	76.5	34	464	
2.0 TFSI Mild Hybrid quattro (185 kw)	2017.05	2020.02	7AT/6MT	F	L/R AWD Engine DDWA, DLHB	For PR code:GH1	2020740L	Drive Shaft		42	76.5	34	464	
2.0 TFSI quattro (183 kw)	2016.06	2020.02	7AT	F	L/R AWD Engine CYRC		2020740L	Drive Shaft		42	76.5	34	464	
2.0 TFSI quattro (185 kw)	2016.06		6MT/7AT	F	L/R AWD Engine CYMC, CYRB, DLHB (11.19-)		2020740L	Drive Shaft		42	76.5	34	464	
40 TDI quattro (140 kw)	2016.10	2020.02	7AT/6MT	F	L/R AWD Engine DETA	For PR code:GH1	2020740L	Drive Shaft		42	76.5	34	464	
45 TFSI Mild Hybrid quattro (180 kw)	2018.07	2020.02	7AT	F	L/R AWD Engine DKNA	For PR code:GH1	2020740L	Drive Shaft		42	76.5	34	464	
A5 (F57, F5E)														
2.0 TDI quattro (140 kw)	2017.03		7AT	F	L/R AWD Engine DETA		2020740L	Drive Shaft		42	76.5	34	464	
2.0 TFSI Mild Hybrid quattro (185 kw)	2017.05	2019.12	7AT	F	L/R AWD Engine DDWA, DLHB	For PR code:GH1	2020740L	Drive Shaft		42	76.5	34	464	
2.0 TFSI quattro (185 kw)	2016.11	2019.12	7AT	F	L/R AWD Engine CYMC, CYRB, DLHB (11.19-)		2020740L	Drive Shaft		42	76.5	34	464	
40 TDI quattro (140 kw)	2017.03	2019.12	7AT	F	L/R AWD Engine DETA	For PR code:GH1	2020740L	Drive Shaft		42	76.5	34	464	
45 TFSI Mild Hybrid quattro (180 kw)	2018.07	2019.12	7AT	F	L/R AWD Engine DKNA	For PR code:GH1	2020740L	Drive Shaft		42	76.5	34	464	
A5 Sportback (8TA)														
2.0 TDI quattro (130 kw)	2011.12	2017.01	6MT/7AT	F	L/R AWD Engine CGLC		2033710L	Drive Shaft		42	76.5	34	464	
2.0 TDI quattro (140 kw)	2013.09	2017.01	7AT/6MT	F	L/R AWD Engine CNHA		2033710L	Drive Shaft		42	76.5	34	464	
2.0 TFSI quattro (155 kw)	2009.09	2017.01	6MT/7AT	F	L/R AWD Engine CDNC	<small>Code from 2011.08 Date to 2013.05 Change to 6MT/7AT</small>	2033710L	Drive Shaft		42	76.5	34	464	
2.0 TFSI quattro (165 kw)	2013.05	2016.05	6MT/7AT	F	L/R AWD Engine CNCD		2033710L	Drive Shaft		42	76.5	34	464	
2.0 TFSI quattro (169 kw)	2015.08	2017.01	6MT/7AT	F	L/R AWD Engine CNCE		2033710L	Drive Shaft		42	76.5	34	464	
A5 Sportback (F5A, F5F)														
2.0 TDI quattro (110 kw)	2017.05	2020.02	6MT	F	L/R AWD Engine CZHA, DEUA		2020740L	Drive Shaft		42	76.5	34	464	
2.0 TDI quattro (140 kw)	2016.10		6MT/7AT	F	L/R AWD Engine DESA, DETA		2020740L	Drive Shaft		42	76.5	34	464	
2.0 TFSI Mild Hybrid quattro (185 kw)	2017.05	2020.02	7AT/6MT	F	L/R AWD Engine DDWA, DLHB	For PR code:GH1	2020740L	Drive Shaft		42	76.5	34	464	
2.0 TFSI quattro (183 kw)	2016.09	2020.02	7AT	F	L/R AWD Engine CYRC		2020740L	Drive Shaft		42	76.5	34	464	
2.0 TFSI quattro (185 kw)	2016.09		6MT/7AT	F	L/R AWD Engine CYMC, CYRB, DLHB (11.20-)		2020740L	Drive Shaft		42	76.5	34	464	
40 TDI quattro (140 kw)	2016.08	2020.02	7AT/6MT	F	L/R AWD Engine DETA	For PR code:GH1	2020740L	Drive Shaft		42	76.5	34	464	
45 TFSI Mild Hybrid quattro (180 kw)	2019.02	2020.02	7AT	F	L/R AWD Engine DKNA	For PR code:GH1	2020740L	Drive Shaft		42	76.5	34	464	
A6 Allroad C7 (4GH, 4GJ)														
3.0 TDI quattro (140 kw)	2015.11	2018.09	7AT	F	L/R AWD Engine CZVF		2015300L	Drive Shaft		42	76.5	34	496	
3.0 TDI quattro (150 kw)	2012.01	2014.12	7AT	F	L/R AWD Engine CLAA		2015300L	Drive Shaft		42	76.5	34	496	
3.0 TDI quattro (155 kw)	2014.09	2018.09	7AT	F	L/R AWD Engine CRTF, CZVC		2015300L	Drive Shaft		42	76.5	34	496	
3.0 TDI quattro (160 kw)	2014.09	2018.09	7AT	F	L/R AWD Engine CRTE, CZVA		2015300L	Drive Shaft		42	76.5	34	496	
3.0 TDI quattro (180 kw)	2012.01	2016.06	7AT	F	L/R AWD Engine CDUD, CKVC		2015300L	Drive Shaft		42	76.5	34	496	
3.0 TDI quattro (200 kw)	2014.09	2018.09	7AT	F	L/R AWD Engine CRTD		2015300L	Drive Shaft		42	76.5	34	496	
3.0 TDI quattro (230 kw)	2012.01	2014.12	8AT	F	L/R AWD Engine CGQB		2015300L	Drive Shaft		42	76.5	34	496	
3.0 TFSI quattro (228 kw)	2012.01	2014.12	7AT	F	L/R AWD Engine CGWD		2015300L	Drive Shaft		42	76.5	34	496	
A6 C7 (4G2, 4GC)														
1.8 TFSI (140 kw)	2014.09	2018.09	6MT/7AT	F	L/R Engine CYGA		2015300L	Drive Shaft		42	76.5	34	496	
2.0 TDI (100 kw)	2012.01	2018.09	6MT/7DCT	F	L/R Engine CGLC, CSUE		2015300L	Drive Shaft		42	76.5	34	496	
	2012.01	2018.09	7DCT	F	R Engine CGLC, CSUE	for model cod 4GC	2015300L	Drive Shaft		42	76.5	34	496	
	2012.01	2018.09	6MT	F	R Engine CGLC, CSUE	for model cod 4GC	2015300L	Drive Shaft		42	76.5	34	496	
2.0 TDI (110 kw)	2014.09	2018.09	6MT/7DCT	F	L/R Engine CSUD, DDCB		2015300L	Drive Shaft		42	76.5	34	496	
	2014.09	2018.09	6MT	F	R Engine CSUD, DDCB		2015300L	Drive Shaft		42	76.5	34	496	
2.0 TDI (140 kw)	2013.11	2018.09	6MT	F	L Engine CNHA, CZJA, DDDA		2033820L	Drive Shaft		42	76.5	34	495	
	2013.11	2018.09	7DCT	F	L Engine CNHA, CZJA, DDDA		2033820L	Drive Shaft		42	76.5	34	495	
2.0 TDI quattro (140 kw)	2015.04	2018.09	7AT	F	L AWD Engine CNHA, DDDA		2015300L	Drive Shaft		42	76.5	34	496	
	2015.04	2018.09	7AT	F	R AWD Engine CNHA, DDDA		2015300L	Drive Shaft		42	76.5	34	496	
2.0 TFSI (132 kw)	2011.05	2018.09	AT/CVT	F	L/R Engine CDNB		2015300L	Drive Shaft		42	76.5	34	496	
	2011.05	2018.09	6MT/CVT	F	L/R Engine CDNB		2015300L	Drive Shaft		42	76.5	34	496	
2.0 TFSI (155 kw)	2011.03	2013.05	CVT	F	L/R Engine CAEB	Date from:2011.11	2015300L	Drive Shaft		42	76.5	34	496	
	2011.03	2013.05	CVT	F	L/R Engine CAEB	Date to:2011.10	2015300L	Drive Shaft		42	76.5	34	496	
2.0 TFSI (162 kw)	2013.05	2018.09	CVT	F	L/R Engine CAED	Date from:2011.11	2015300L	Drive Shaft		42	76.5	34	496	
	2013.05	2018.09	CVT	F	L/R Engine CAED	Date to:2011.10	2015300L	Drive Shaft		42	76.5	34	496	
2.0 TFSI quattro (183 kw)	2015.05	2018.09	7AT	F	L/R AWD Engine CYPB		2015300L	Drive Shaft		42	76.5	34	496	
2.0 TFSI quattro (185 kw)	2014.05	2018.09	7AT/8AT	F	L/R AWD Engine CYNB, CYPB		2015300L	Drive Shaft		42	76.5	34	496	
2.8 FSI (150 kw)	2010.11	2015.04	AT/CVT	F	L/R Engine CHVA		2015300L	Drive Shaft		42	76.5	34	496	
	2010.11	2015.04	6MT/CVT	F	L/R Engine CHVA		2015300L	Drive Shaft		42	76.5	34	496	
2.8 FSI quattro (150 kw)	2010.11	2015.04	7AT	F	L/R AWD Engine CHVA		2015300L	Drive Shaft		42	76.5	34	496	
2.8 FSI quattro (162 kw)	2014.09	2018.09	7AT	F	L/R AWD Engine CVPA		2015300L	Drive Shaft		42	76.5	34	496	
3.0 TDI quattro (150 kw)	2011.03	2018.09	7AT	F	L/R AWD Engine CLAA		2015300L	Drive Shaft		42	76.5	34	496	
3.0 TDI quattro (155 kw)	2014.09	2018.09	7AT	F	L/R AWD Engine CRTF, CZVC		2015300L	Drive Shaft		42	76.5	34	496	
3.0 TDI quattro (160 kw)	2014.09	2018.09	7AT	F	L/R AWD Engine CRTE, CZVA		2015300L	Drive Shaft		42	76.5	34	496	
3.0 TDI quattro (180 kw)	2011.03	2018.09	7AT	F	L/R AWD Engine CDUC, CDUD, CKVB, CKVC		2015300L	Drive Shaft		42	76.5	34	496	
3.0 TDI quattro (200 kw)	2014.09	2018.09	7AT	F	L/R AWD Engine CRTD		2015300L	Drive Shaft		42	76.5	34	496	





	 YEAR	TRANSM.	F/R	L/R	DRIVE TYPE & ENGINE	REMARKS	GSP Ref.	 PRODUCT	 ABS	Technical Specifications				
										A	B	C	H	L
AUDI														
A6 C7 (4G2, 4GC)														
3.0 TDI quattro (230 kw)	2011.11 2018.09	8AT	F	L/R	AWD Engine CGQB		2015300L	Drive Shaft		42	76.5	34	496	
3.0 TDI quattro (235 kw)	2014.09 2018.09	8AT	F	L/R	AWD Engine CVUA		2015300L	Drive Shaft		42	76.5	34	496	
3.0 TDI quattro (240 kw)	2014.09 2018.09	8AT	F	L/R	AWD Engine CVUB		2015300L	Drive Shaft		42	76.5	34	496	
3.0 TFSI quattro (220 kw)	2010.11 2012.05	7AT	F	L/R	AWD Engine CCAA, CGWB		2015300L	Drive Shaft		42	76.5	34	496	
3.0 TFSI quattro (228 kw)	2011.03 2018.09	7AT/8AT	F	L/R	AWD Engine CGWD, CGXB, CTUA		2015300L	Drive Shaft		42	76.5	34	496	
3.0 TFSI quattro (245 kw)	2014.09 2018.09	7AT/8AT	F	L/R	AWD Engine CREC		2015300L	Drive Shaft		42	76.5	34	496	
S6 quattro (309 kw)	2012.02 2018.09	7AT	F	L/R	AWD Engine CEUC		2015300L	Drive Shaft		42	76.5	34	496	
S6 quattro (331 kw)	2014.10 2018.09	7AT	F	L/R	AWD Engine CTGE		2015300L	Drive Shaft		42	76.5	34	496	
A6 C7 Avant (4G5, 4GD)														
1.8 TFSI (140 kw)	2014.09 2018.09	6MT/7AT	F	L/R	Engine CYGA		2015300L	Drive Shaft		42	76.5	34	496	
2.0 TDI (100 kw)	2012.01 2018.09	7DCT	F	L/R	Engine CGLL, CSUE, DDCA	for model cod 4GC	2015300L	Drive Shaft		42	76.5	34	496	
	2012.01 2018.09	6MT	F	R	Engine CGLL, CSUE, DDCA	for model cod 4GC	2015300L	Drive Shaft		42	76.5	34	496	
2.0 TDI (110 kw)	2014.09 2018.09	6MT/7DCT	F	L/R	Engine CSUD, DDCB		2015300L	Drive Shaft		42	76.5	34	496	
	2014.09 2018.09	6MT	F	R	Engine CSUD, DDCB		2015300L	Drive Shaft		42	76.5	34	496	
2.0 TDI (140 kw)	2013.11 2018.09	6MT	F	L	Engine CNHA, CZJA, DDDA		2033820L	Drive Shaft		42	76.5	34	495	
	2013.11 2018.09	7DCT	F	L/R	Engine CNHA, CZJA, DDDA		2033820L	Drive Shaft		42	76.5	34	495	
2.0 TDI quattro (140 kw)	2015.04 2018.09	7AT	F	L	AWD Engine CNHA, DDDA		2015300L	Drive Shaft		42	76.5	34	496	
	2015.04 2018.09	7AT	F	R	AWD Engine CNHA, DDDA		2015300L	Drive Shaft		42	76.5	34	496	
2.0 TFSI (132 kw)	2011.06 2018.09	AT/CVT	F	L/R	Engine CDNB		2015300L	Drive Shaft		42	76.5	34	496	
	2011.06 2018.09	6MT/CVT	F	L/R	Engine CDNB		2015300L	Drive Shaft		42	76.5	34	496	
2.0 TFSI quattro (183 kw)	2015.05 2018.09	7AT	F	L/R	AWD Engine CYPB		2015300L	Drive Shaft		42	76.5	34	496	
2.0 TFSI quattro (185 kw)	2015.05 2018.09	7AT	F	L/R	AWD Engine CYPA		2015300L	Drive Shaft		42	76.5	34	496	
2.8 FSI (150 kw)	2011.05 2015.04	AT/CVT	F	L/R	Engine CHVA		2015300L	Drive Shaft		42	76.5	34	496	
	2011.05 2015.04	6MT/CVT	F	L/R	Engine CHVA		2015300L	Drive Shaft		42	76.5	34	496	
2.8 FSI quattro (150 kw)	2011.05 2015.04	7AT	F	L/R	AWD Engine CHVA		2015300L	Drive Shaft		42	76.5	34	496	
2.8 FSI quattro (162 kw)	2014.09 2018.09	7AT	F	L/R	AWD Engine CVPA		2015300L	Drive Shaft		42	76.5	34	496	
3.0 TDI quattro (150 kw)	2011.05 2018.09	7AT	F	L/R	AWD Engine CLAA		2015300L	Drive Shaft		42	76.5	34	496	
3.0 TDI quattro (155 kw)	2014.09 2018.09	7AT	F	L/R	AWD Engine CRTF, CZVC		2015300L	Drive Shaft		42	76.5	34	496	
3.0 TDI quattro (160 kw)	2014.09 2018.09	7AT	F	L/R	AWD Engine CRTE, CZVA		2015300L	Drive Shaft		42	76.5	34	496	
3.0 TDI quattro (180 kw)	2011.05 2018.09	7AT	F	L/R	AWD Engine CDDC, CDUD, CKVB, CKVC		2015300L	Drive Shaft		42	76.5	34	496	
3.0 TDI quattro (200 kw)	2014.09 2018.09	7AT	F	L/R	AWD Engine CRTD		2015300L	Drive Shaft		42	76.5	34	496	
3.0 TDI quattro (230 kw)	2011.11 2018.09	8AT	F	L/R	AWD Engine CGQB		2015300L	Drive Shaft		42	76.5	34	496	
3.0 TDI quattro (235 kw)	2014.09 2018.09	8AT	F	L/R	AWD Engine CVUA		2015300L	Drive Shaft		42	76.5	34	496	
3.0 TDI quattro (240 kw)	2014.09 2018.09	8AT	F	L/R	AWD Engine CVUB		2015300L	Drive Shaft		42	76.5	34	496	
3.0 TFSI quattro (220 kw)	2011.05 2012.05	7AT	F	L/R	AWD Engine CGWB		2015300L	Drive Shaft		42	76.5	34	496	
3.0 TFSI quattro (228 kw)	2011.11 2018.09	7AT	F	L/R	AWD Engine CGWD		2015300L	Drive Shaft		42	76.5	34	496	
3.0 TFSI quattro (245 kw)	2014.09 2018.09	7AT	F	L/R	AWD Engine CREC		2015300L	Drive Shaft		42	76.5	34	496	
RS6 performance quattro (445 kw)	2015.11 2018.09	8AT	F	L/R	AWD Engine CWUC		2015300L	Drive Shaft		42	76.5	34	496	
RS6 quattro (412 kw)	2013.01 2018.09	8AT	F	L/R	AWD Engine CRDB, CWUB		2015300L	Drive Shaft		42	76.5	34	496	
S6 quattro (309 kw)	2012.02 2018.09	7AT	F	L/R	AWD Engine CEUC		2015300L	Drive Shaft		42	76.5	34	496	
S6 quattro (331 kw)	2014.10 2018.09	7AT	F	L/R	AWD Engine CTGE		2015300L	Drive Shaft		42	76.5	34	496	
A7 Sportback (4GA, 4GF)														
1.8 TFSI (140 kw)	2015.04 2018.05	DCT	F	L/R	Engine CYGA		2015300L	Drive Shaft		42	76.5	34	496	
2.0 TFSI quattro (183 kw)	2015.05 2018.05	DCT	F	L/R	AWD Engine CYPB		2015300L	Drive Shaft		42	76.5	34	496	
2.0 TFSI quattro (185 kw)	2015.05 2018.05	DCT	F	L/R	AWD Engine CYNB, CYPA		2015300L	Drive Shaft		42	76.5	34	496	
2.8 FSI (150 kw)	2011.02 2015.03	CVT	F	L/R	Engine CHVA	Date from:2011.11	2015300L	Drive Shaft		42	76.5	34	496	
	2011.02 2015.03	CVT	F	L/R	Engine CHVA	Date to:2011.10	2015300L	Drive Shaft		42	76.5	34	496	
2.8 FSI quattro (162 kw)	2014.09 2018.05	AT	F	L/R	AWD Engine CVPA		2015300L	Drive Shaft		42	76.5	34	496	
3.0 TDI quattro (150 kw)	2010.12 2015.03	7AT	F	L/R	AWD Engine CLAA		2015300L	Drive Shaft		42	76.5	34	496	
3.0 TDI quattro (155 kw)	2014.07 2018.05	AT	F	L/R	AWD Engine CRTF, CTCB, CZVC		2015300L	Drive Shaft		42	76.5	34	496	
3.0 TDI quattro (160 kw)	2014.07 2018.05	AT	F	L/R	AWD Engine CRTE, CZVA		2015300L	Drive Shaft		42	76.5	34	496	
3.0 TDI quattro (176 kw)	2013.05 2017.06	8AT	F	L/R	AWD Engine CPNB		2015300L	Drive Shaft		42	76.5	34	496	
3.0 TDI quattro (180 kw)	2010.10 2016.06	7AT/8AT	F	L/R	AWD Engine CDDC, CDUD, CKVB, CKVC		2015300L	Drive Shaft		42	76.5	34	496	
3.0 TDI quattro (200 kw)	2014.05 2018.05	AT	F	L/R	AWD Engine CRTD		2015300L	Drive Shaft		42	76.5	34	496	
3.0 TDI quattro (230 kw)	2011.11 2015.03	8AT	F	L/R	AWD Engine CGQB		2015300L	Drive Shaft		42	76.5	34	496	
3.0 TDI quattro (235 kw)	2014.05 2018.05	AT	F	L/R	AWD Engine CVUA		2015300L	Drive Shaft		42	76.5	34	496	
3.0 TDI quattro (240 kw)	2014.09 2018.05	AT	F	L/R	AWD Engine CVUB		2015300L	Drive Shaft		42	76.5	34	496	
3.0 TFSI quattro (228 kw)	2011.01 2015.03	7AT/8AT	F	L/R	AWD Engine CGWD, CGXB, CTTA, CTUA		2015300L	Drive Shaft		42	76.5	34	496	
3.0 TFSI quattro (245 kw)	2014.05 2018.05	AT	F	L/R	AWD Engine CREC		2015300L	Drive Shaft		42	76.5	34	496	
RS7 performance quattro (445 kw)	2015.11 2018.04	AT	F	L/R	AWD Engine CWUC		2015300L	Drive Shaft		42	76.5	34	496	
RS7 quattro (412 kw)	2013.10 2018.04	AT	F	L/R	AWD Engine CRDB, CWUB		2015300L	Drive Shaft		42	76.5	34	496	
S7 quattro (309 kw)	2012.02 2015.03	7AT	F	L/R	AWD Engine CEUC		2015300L	Drive Shaft		42	76.5	34	496	
S7 quattro (331 kw)	2014.07 2018.05	AT	F	L/R	AWD Engine CTGE		2015300L	Drive Shaft		42	76.5	34	496	
A8 D4 (4H2, 4H8, 4HC, 4HL)/A8L														
2.0 TFSI hybrid (155 kw)	2012.02 2015.11	8AT	F	L/R	Engine CHJA		2033820L	Drive Shaft		42	76.5	34	495	
2.0 TFSI quattro (185 kw)	2016.09 2018.01	8AT	F	L/R	AWD Engine CYPA		2015300L	Drive Shaft		42	76.5	34	496	





	 YEAR	TRANSM.	F/R	L/R	DRIVE TYPE & ENGINE	REMARKS	GSP Ref.	 PRODUCT	 ABS	Technical Specifications				
										A	B	C	H	L
AUDI														
A8 D4 (4H2, 4H8, 4HC, 4HL)/A8L														
3.0 TDI (150 kw)	2011.09 2013.09	8AT	F	L/R	Engine CLAB		2033820L	Drive Shaft		42	76.5	34	495	
3.0 TDI quattro (155 kw)	2010.08 2015.11	8AT	F	L/R	AWD Engine CDTB, CTBB		2015300L	Drive Shaft		42	76.5	34	496	
3.0 TDI quattro (184 kw)	2010.07 2018.01	8AT	F	L/R	AWD Engine CDTA, CDTG, CMHA		2015300L	Drive Shaft		42	76.5	34	496	
3.0 TDI quattro (190 kw)	2013.10 2018.01	8AT	F	L/R	AWD Engine CTBA		2015300L	Drive Shaft		42	76.5	34	496	
3.0 TDI quattro (193 kw)	2015.05 2018.01	8AT	F	L/R	AWD Engine CTBD		2015300L	Drive Shaft		42	76.5	34	496	
3.0 TFSI quattro (213 kw)	2010.07 2014.04	8AT	F	L/R	AWD Engine CGWA, CGXA, CREG		2015300L	Drive Shaft		42	76.5	34	496	
3.0 TFSI quattro (228 kw)	2011.11 2018.01	8AT	F	L/R	AWD Engine CGWD, CREA		2015300L	Drive Shaft		42	76.5	34	496	
3.0 TFSI quattro (245 kw)	2010.06 2018.01	8AT	F	L/R	AWD Engine CGXC, CMBA, CREC, CTDA, CTUB		2015300L	Drive Shaft		42	76.5	34	496	
4.0 TFSI quattro (309 kw)	2012.03 2014.12	8AT	F	L/R	AWD Engine CEUA		2015300L	Drive Shaft		42	76.5	34	496	
4.0 TFSI quattro (320 kw)	2013.10 2015.12	8AT	F	L/R	AWD Engine CTGA		2015300L	Drive Shaft		42	76.5	34	496	
4.2 FSI quattro (273 kw)	2009.11 2012.12	8AT	F	L/R	AWD Engine CDRA		2015300L	Drive Shaft		42	76.5	34	496	
6.3 W12 quattro (368 kw)	2011.01 2018.01	8AT	F	L/R	AWD Engine CEJA, CTNA		2015300L	Drive Shaft		42	76.5	34	496	
S8 plus quattro (445 kw)	2015.11 2018.01	8AT	F	L/R	AWD Engine DDTA		2015300L	Drive Shaft		42	76.5	34	496	
S8 quattro (382 kw)	2012.04 2018.01	8AT	F	L/R	AWD Engine CGTA, CTFA		2015300L	Drive Shaft		42	76.5	34	496	
Q2 (GAB, GAG)														
1.4 TFSI (110 kw)	2016.06	7DCT	F	R	Engine CZEA		2033130L	Drive Shaft		36	59.5	40.5	794	
	2016.06		6MT/7DCT	F	L	Engine CZEA		2611000L	Drive Shaft		36	59.5	40.5	514
1.6 TDI (85 kw)	2016.06 2018.10	6MT/7AT	F	L	Engine DDYA		2612820L	Drive Shaft		36	59.5	40	523	
	2016.06 2018.10	7DCT	F	R	Engine DDYA		2610960L	Drive Shaft		36	59.5	40	800	
	2016.06 2018.10	6MT	F	R	Engine DDYA		2612830L	Drive Shaft		36	59.5	40	815	
30 TDI (85 kw)	2018.07	6MT	F	R	Engine DGTE		2612830L	Drive Shaft		36	59.5	40	815	
	2018.07	6MT	F	L	Engine DGTE		2612820L	Drive Shaft		36	59.5	40	523	
	2018.07	7DCT	F	R	Engine DGTE		2610960L	Drive Shaft		36	59.5	40	800	
35 TFSI (110 kw)	2018.07	6MT	F	R	Engine DADA, DPCA		2033130L	Drive Shaft		36	59.5	40.5	794	
	2018.07	6MT/7DCT	F	L	Engine DADA, DPCA		2611000L	Drive Shaft		36	59.5	40.5	514	
Q3 (8UB, 8UG)														
1.4 TFSi Flex (110 kw)	2016.02 2018.10	6MT	F	R	Engine CWLA, CZDA	For Engine code:CHPB,Trans. code:MQ350	2611470L	Drive Shaft		36	59.5	40.5	795	
	2016.02 2018.10	6MT	F	L	Engine CWLA, CZDA	For Engine code:CHPB,Trans. code:MQ350	2612960L	Drive Shaft		36	40	59.5	40.5	501
	2016.02 2018.10	6MT	F	L	Engine CWLA, CZDA	For Engine code:CHPB,Trans. code:MQ350	2032950L	Drive Shaft		36	59.5	40.5	486	
	2016.02 2018.10	6DCT	F	R	Engine CWLA, CZDA	For Engine code:CHPB	2016530L	Drive Shaft		36	59.5	40.5	785	
1.4 TSI (110 kw)	2013.10 2018.10	6MT	F	R	Engine CHPB, CZDA, CZEA	For Engine code:CHPB,Trans. code:MQ350	2611470L	Drive Shaft		36	59.5	40.5	795	
	2013.10 2018.10	6MT	F	L	Engine CHPB, CZDA, CZEA	For Engine code:CHPB,Trans. code:MQ350	2032950L	Drive Shaft		36	59.5	40.5	486	
	2013.10 2018.10	6MT	F	L	Engine CHPB, CZDA, CZEA	For Engine code:CHPB,Trans. code:MQ350	2612960L	Drive Shaft		36	40	59.5	40.5	501
	2013.10 2018.10	6DCT	F	L	Engine CHPB, CZDA, CZEA		2033800L	Drive Shaft		36	59.5	40	487	
	2013.10 2018.10	6DCT	F	R	Engine CHPB, CZDA, CZEA	For Engine code:CHPB	2016530L	Drive Shaft		36	59.5	40.5	785	
2.0 TDI (100 kw)	2011.09 2018.10	7DCT	F	L	Engine CFFA, CUVB, DFTB		2012650L	Drive Shaft		36	37	59.5	40	558
	2011.09 2018.10	6MT	F	R	Engine CFFA, CUVB, DFTB	Enginecode:CFFA,Date To:2013.05	2611470L	Drive Shaft		36	59.5	40.5	795	
	2011.09 2018.10	6MT	F	L	Engine CFFA, CUVB, DFTB	For PR code:0EU;Trans. code:MQ500	2612960L	Drive Shaft		36	40	59.5	40.5	501
	2011.09 2018.10	6MT	F	L	Engine CFFA, CUVB, DFTB	For Engine code:CFFA,Date To:2013.05	2032950L	Drive Shaft		36	59.5	40.5	486	
2.0 TDI (103 kw)	2011.09 2018.10	6MT	F	R	Engine CFFB, CLJA		2611470L	Drive Shaft		36	59.5	40.5	795	
	2011.09 2018.10	6MT	F	R	Engine CFFB, CLJA	Date To:2013.05,For Engine code:CFFB	2611470L	Drive Shaft		36	59.5	40.5	795	
	2011.09 2018.10	6MT	F	L	Engine CFFB, CLJA	For PR code:0EU;Trans. code:MQ500	2612960L	Drive Shaft		36	40	59.5	40.5	501
	2011.09 2018.10	6MT	F	L	Engine CFFB, CLJA	Date To:2013.05,For Engine code:CFFB	2032950L	Drive Shaft		36	59.5	40.5	486	
	2011.09 2018.10	6MT	F	L	Engine CFFB, CLJA		2032950L	Drive Shaft		36	59.5	40.5	486	
2.0 TDI (110 kw)	2014.11 2018.10	7DCT	F	L	Engine CUVC, DBBA, DFTA		2012650L	Drive Shaft		36	37	59.5	40	558
	2014.11 2018.10	6MT	F	R	Engine CUVC, DBBA, DFTA		2611470L	Drive Shaft		36	59.5	40.5	795	
	2014.11 2018.10	MT	F	L	Engine CUVC, DBBA, DFTA	for PR number:0EU	2612960L	Drive Shaft		36	40	59.5	40.5	501
2.0 TDI (130 kw)	2011.06 2015.04	6MT	F	R	Engine CFGC	For PR code:0EN;Trans. code:MQ350	2611470L	Drive Shaft		36	59.5	40.5	795	
	2011.06 2015.04	6MT	F	L	Engine CFGC	For PR code:0EU;Trans. code:MQ500	2612960L	Drive Shaft		36	40	59.5	40.5	501
	2011.06 2015.04	6MT	F	L	Engine CFGC	For PR code:0EN;Trans. code:MQ350	2032950L	Drive Shaft		36	59.5	40.5	486	
2.0 TDI (135 kw)	2015.05 2018.10	6MT	F	R	Engine CUWA, DFUA		2611470L	Drive Shaft		36	59.5	40.5	795	
	2015.05 2018.10	MT	F	L	Engine CUWA, DFUA	for PR number:0EU	2612960L	Drive Shaft		36	40	59.5	40.5	501
2.0 TDI (88 kw)	2015.03 2018.10	7DCT	F	L	Engine CUVD, DFTC		2012650L	Drive Shaft		36	37	59.5	40	558
	2015.03 2018.10	6MT	F	R	Engine CUVD, DFTC		2611470L	Drive Shaft		36	59.5	40.5	795	
	2015.03 2018.10	MT	F	L	Engine CUVD, DFTC	for PR number:0EU	2612960L	Drive Shaft		36	40	59.5	40.5	501
2.0 TDI quattro (103 kw)	2012.01 2018.10	7DCT	F	L	AWD Engine CFFB		2012650L	Drive Shaft		36	37	59.5	40	558
	2012.01 2018.10	7DCT	F	R	AWD Engine CFFB		2613470L	Drive Shaft		36	40	59.5	40	593
	2012.01 2018.10	6MT	F	L	AWD Engine CFFB		2612960L	Drive Shaft		36	40	59.5	40.5	501
	2012.01 2018.10	6MT	F	R	AWD Engine CFFB		2032660L	Drive Shaft		36	59.5	40.5	601	
2.0 TDI quattro (110 kw)	2014.11 2018.10	7DCT	F	L	AWD Engine CUVC, DFTA		2012650L	Drive Shaft		36	37	59.5	40	558
	2014.11 2018.10	6MT	F	R	AWD Engine CUVC, DFTA	Date to:2017.09,For PR code:0EN;Trans. code:MQ350	2032660L	Drive Shaft		36	59.5	40.5	601	
	2014.11 2018.10	6MT	F	R	AWD Engine CUVC, DFTA	For PR code:0EU;Trans. code:MQ500	2032690L	Drive Shaft		36	40	59.5	40.5	596
	2014.11 2018.10	7DCT	F	R	AWD Engine CUVC, DFTA		2613470L	Drive Shaft		36	40	59.5	40	593
	2014.11 2018.10	6MT	F	L	AWD Engine CUVC, DFTA	For PR code:0EU;Trans. code:MQ500	2612960L	Drive Shaft		36	40	59.5	40.5	501
2.0 TDI quattro (120 kw)	2011.06 2015.04	7AT	F	L	AWD Engine CFGD		2012650L	Drive Shaft		36	37	59.5	40	558
	2011.06 2015.04	7AT	F	R	AWD Engine CFGD		2613470L	Drive Shaft		36	40	59.5	40	593





	 YEAR	TRANSM.	F/R	L/R	DRIVE TYPE & ENGINE	REMARKS	GSP Ref.	 PRODUCT	 ABS	Technical Specifications				
										A	B	C	H	L
AUDI														
Q3 (8UB, 8UG)														
2.0 TDI quattro (130 kw)	2011.06 2018.10	7DCT	F	L	AWD Engine CFGC, CLLB		2012650L	Drive Shaft		36	37	59.5	40	558
	2011.06 2018.10	6MT	F	R	AWD Engine CFGC, CLLB	Date to:2017.09.For PR code:0EN,Trans. code:MQ350	2032660L	Drive Shaft		36		59.5	40.5	601
	2011.06 2018.10	6MT	F	R	AWD Engine CFGC, CLLB	For PR code:0EU,Trans. code:MQ500	2032690L	Drive Shaft		36	40	59.5	40.5	596
	2011.06 2018.10	7DCT	F	R	AWD Engine CFGC, CLLB		2613470L	Drive Shaft		36	40	59.5	40	593
	2011.06 2018.10	6MT	F	L	AWD Engine CFGC, CLLB	For PR code:0EU,Trans. code:MQ500	2612960L	Drive Shaft		36	40	59.5	40.5	501
2.0 TDI quattro (135 kw)	2014.11 2018.10	7DCT	F	L	AWD Engine CUWA, CYLA, DFUA		2012650L	Drive Shaft		36	37	59.5	40	558
	2014.11 2018.10	6MT	F	R	AWD Engine CUWA, CYLA, DFUA	Date to:2017.09.For PR code:0EN,Trans. code:MQ350	2032660L	Drive Shaft		36		59.5	40.5	601
	2014.11 2018.10	6MT	F	R	AWD Engine CUWA, CYLA, DFUA	For PR code:0EU,Trans. code:MQ500	2032690L	Drive Shaft		36	40	59.5	40.5	596
	2014.11 2018.10	7DCT	F	R	AWD Engine CUWA, CYLA, DFUA		2613470L	Drive Shaft		36	40	59.5	40	593
	2014.11 2018.10	6MT	F	L	AWD Engine CUWA, CYLA, DFUA	For PR code:0EU,Trans. code:MQ500	2612960L	Drive Shaft		36	40	59.5	40.5	501
2.0 TFSI (132 kw)	2015.05 2018.10	6MT	F	R	Engine CULB		2611470L	Drive Shaft		36		59.5	40.5	795
2.0 TFSI quattro (125 kw)	2011.06 2015.04	7DCT	F	L	AWD Engine CCZC		2012650L	Drive Shaft		36	37	59.5	40	558
	2011.06 2015.04	6MT	F	R	AWD Engine CCZC	Date to:2017.09.For PR code:0EN,Trans. code:MQ350	2032660L	Drive Shaft		36		59.5	40.5	601
	2011.06 2015.04	6MT	F	R	AWD Engine CCZC	For PR code:0EU,Trans. code:MQ500	2032690L	Drive Shaft		36	40	59.5	40.5	596
	2011.06 2015.04	7DCT	F	R	AWD Engine CCZC		2613470L	Drive Shaft		36	40	59.5	40	593
	2011.06 2015.04	6MT	F	L	AWD Engine CCZC	For PR code:0EU,Trans. code:MQ500	2612960L	Drive Shaft		36	40	59.5	40.5	501
2.0 TFSI quattro (132 kw)	2014.11 2018.10	7DCT	F	L	AWD Engine CULB		2012650L	Drive Shaft		36	37	59.5	40	558
	2014.11 2018.10	7DCT	F	R	AWD Engine CULB		2613470L	Drive Shaft		36	40	59.5	40	593
	2014.11 2018.10	6MT	F	R	AWD Engine CULB		2032660L	Drive Shaft		36		59.5	40.5	601
2.0 TFSI quattro (147 kw)	2014.09 2018.10	DCT	F	R	AWD Engine CCTA	for PR number:TQ2/G02	2613470L	Drive Shaft		36	40	59.5	40	593
2.0 TFSI quattro (155 kw)	2011.06 2015.04	7AT	F	L	AWD Engine CPSA		2012650L	Drive Shaft		36	37	59.5	40	558
	2011.06 2015.04	7AT	F	R	AWD Engine CPSA		2613470L	Drive Shaft		36	40	59.5	40	593
2.0 TFSI quattro (162 kw)	2014.11 2018.10	7AT	F	L	AWD Engine CULC		2012650L	Drive Shaft		36	37	59.5	40	558
	2014.11 2018.10	7AT	F	R	AWD Engine CULC		2613470L	Drive Shaft		36	40	59.5	40	593
RS 2.5 quattro (228 kw)	2013.10 2018.10	7AT	F	L	AWD Engine CTSA		2012650L	Drive Shaft		36	37	59.5	40	558
	2013.10 2018.10	7AT	F	R	AWD Engine CTSA		2613470L	Drive Shaft		36	40	59.5	40	593
RS 2.5 quattro (250 kw)	2013.05 2018.10	7AT	F	L	AWD Engine CZGA		2012650L	Drive Shaft		36	37	59.5	40	558
	2013.05 2018.10	7AT	F	R	AWD Engine CZGA		2613470L	Drive Shaft		36	40	59.5	40	593
RS performance 2.5 quattro (270 kw)	2015.01 2018.10	7AT	F	L	AWD Engine CZGB		2012650L	Drive Shaft		36	37	59.5	40	558
	2015.01 2018.10	7AT	F	R	AWD Engine CZGB		2613470L	Drive Shaft		36	40	59.5	40	593
Q3 (F3B)														
35 TDI (110 kw)	2018.09	7AT	F	L	Engine DFGA		2023510L	Drive Shaft		36	37	59.5	40	570
35 TDI quattro (110 kw)	2018.09	6MT	F	L	AWD Engine DFGA		2018960L	Drive Shaft		36		59.5	40	500
35 TFSI (110 kw)	2018.08	6MT	F	L	Engine DADA, DPCA		2018960L	Drive Shaft		36		59.5	40	500
40 TDI quattro (140 kw)	2018.10	7AT	F	L	AWD Engine DFHA		2023510L	Drive Shaft		36	37	59.5	40	570
Q3 Sportback (F3N)														
35 TDI (110 kw)	2019.07	6MT	F	R	Engine DFGA	Engine Code:DFGA	2613410L	Drive Shaft		36		59.5	40.5	806
	2019.07	AT/6DCT	F	L	Engine DFGA	Date from:2020.01	2033810L	Drive Shaft		36		59.5	40	485
35 TDI quattro (110 kw)	2019.09	AT/6DCT	F	L	AWD Engine DFGA	Date from:2020.01	2033810L	Drive Shaft		36		59.5	40	485
35 TFSI (110 kw)	2019.09	6MT	F	L	Engine DPCA		2018960L	Drive Shaft		36		59.5	40	500
Q5 (8RB)														
2.0 Hybrid quattro (180 kw)	2012.09 2016.05	8AT	F	L/R	AWD Engine CHJA	Date from:2012.11;Date to:2013.02;Engine Code:CHJA	2015300L	Drive Shaft		42		76.5	34	496
2.0 TDI (100 kw)	2010.11 2017.05	MT	F	L	Engine CJCB, CSUB	Date from:2013.01	2033820L	Drive Shaft		42		76.5	34	495
	2010.11 2017.05	MT	F	L/R	Engine CJCB, CSUB	Date to:2012.12	2033160L	Drive Shaft		42		76.5	34	494
2.0 TDI (105 kw)	2010.11 2013.05	6MT	F	L/R	Engine CJCD		2033160L	Drive Shaft		42		76.5	34	494
2.0 TDI (110 kw)	2013.05 2017.05	MT	F	L/R	Engine CJCD, CSUA		2033820L	Drive Shaft		42		76.5	34	495
2.0 TDI quattro (100 kw)	2009.08 2017.05	MT	F	L/R	AWD Engine CAGB, CJCB, CSUB	Date from:2013.01	2020770L	Drive Shaft		42		76.5	34	495
	2009.08 2017.05	MT	F	L/R	AWD Engine CAGB, CJCB, CSUB	Date to:2012.12	2033160L	Drive Shaft		42		76.5	34	494
2.0 TDI quattro (105 kw)	2009.08 2013.05	6MT	F	L/R	AWD Engine CAGA, CJCA	For Engine code:CJCA	2020770L	Drive Shaft		42		76.5	34	495
	2009.08 2013.05	6MT	F	L/R	AWD Engine CAGA, CJCA	For Engine code:CAGA	2033160L	Drive Shaft		42		76.5	34	494
2.0 TDI quattro (110 kw)	2013.05 2017.05	6MT	F	L/R	AWD Engine CJCD, CSUA		2020770L	Drive Shaft		42		76.5	34	495
2.0 TDI quattro (120 kw)	2008.11 2017.05	MT	F	L/R	AWD Engine CAHB, CGLA, CGLD, CNHC	Date from:2013.01	2020770L	Drive Shaft		42		76.5	34	495
	2008.11 2017.05	MT	F	L/R	AWD Engine CAHB, CGLA, CGLD, CNHC	Date to:2012.12	2033160L	Drive Shaft		42		76.5	34	494
	2008.11 2017.05	AT	F	L/R	AWD Engine CAHB, CGLA, CGLD, CNHC		2015300L	Drive Shaft		42		76.5	34	496
2.0 TDI quattro (125 kw)	2008.11 2012.09	7DCT	F	L/R	AWD Engine CAHA, CGLB, CMGA		2015300L	Drive Shaft		42		76.5	34	496
	2008.11 2012.09	6MT	F	L/R	AWD Engine CAHA, CGLB, CMGA		2033160L	Drive Shaft		42		76.5	34	494
2.0 TDI quattro (130 kw)	2012.06 2017.05	7DCT	F	L/R	AWD Engine CGLC, CMGB		2015300L	Drive Shaft		42		76.5	34	496
	2012.06 2017.05	6MT	F	L/R	AWD Engine CGLC, CMGB		2020770L	Drive Shaft		42		76.5	34	495
2.0 TDI quattro (140 kw)	2013.11 2017.05	7DCT	F	L/R	AWD Engine CNHA		2015300L	Drive Shaft		42		76.5	34	496
	2013.11 2017.05	6MT	F	L/R	AWD Engine CNHA		2020770L	Drive Shaft		42		76.5	34	495
2.0 TFSI Hybrid quattro (155 kw)	2011.06 2016.06	8AT	F	L/R	AWD Engine CHJA		2015300L	Drive Shaft		42		76.5	34	496
2.0 TFSI quattro (132 kw)	2009.08 2017.05	6MT	F	L/R	AWD Engine CDNB (08.09-10.12), CNCB (11-12-)	For Engine code:CNCB	2020770L	Drive Shaft		42		76.5	34	495
	2009.08 2017.05	MT	F	L/R	AWD Engine CDNB (08.09-10.12), CNCB (11-12-)	For Engine code:CDNB	2033160L	Drive Shaft		42		76.5	34	494
2.0 TFSI quattro (155 kw)	2008.11 2012.09	6MT/7AT/8AT	F	L/R	AWD Engine CAEB, CDNC		2033160L	Drive Shaft		42		76.5	34	494
2.0 TFSI quattro (162 kw)	2013.05 2017.05	AT	F	L/R	AWD Engine CPMB		2020770L	Drive Shaft		42		76.5	34	495
2.0 TFSI quattro (165 kw)	2012.06 2016.05	6MT/8AT	F	L/R	AWD Engine CNCD		2020770L	Drive Shaft		42		76.5	34	495





	 YEAR	TRANSM.	F/R	L/R	DRIVE TYPE & ENGINE	REMARKS	GSP Ref.	 PRODUCT	 ABS	Technical Specifications				
										A	B	C	H	L
AUDI														
Q5 (8RB)														
2.0 TFSI quattro (169 kw)	2015.08	2017.05	AT/MT	F	L/R AWD Engine CNCE		2020770L	Drive Shaft		42	76.5	34	495	
3.0 TDI quattro (155 kw)	2008.11	2012.09	7AT	F	L/R AWD Engine CCWB		2015300L	Drive Shaft		42	76.5	34	496	
3.0 TDI quattro (176 kw)	2008.11	2017.05	7DCT/8AT	F	L/R AWD Engine CCWA, CPNB		2015300L	Drive Shaft		42	76.5	34	496	
3.0 TDI quattro (180 kw)	2012.06	2017.05	7AT	F	L/R AWD Engine CDUD		2015300L	Drive Shaft		42	76.5	34	496	
3.0 TDI quattro (184 kw)	2012.06	2017.05	AT	F	L/R AWD Engine CTBC		2015300L	Drive Shaft		42	76.5	34	496	
3.0 TDI quattro (190 kw)	2013.11	2017.05	AT	F	L/R AWD Engine CTBA		2015300L	Drive Shaft		42	76.5	34	496	
3.0 TFSI quattro (200 kw)	2012.06	2017.05	8AT	F	L/R AWD Engine CTUC, CTVA		2015300L	Drive Shaft		42	76.5	34	496	
SQ5 TDI quattro (230 kw)	2012.12	2015.11	AT	F	L/R AWD Engine CGQB, CVUC		2015300L	Drive Shaft		42	76.5	34	496	
SQ5 TDI quattro (240 kw)	2015.04	2017.05	AT	F	L/R AWD Engine CVUB		2015300L	Drive Shaft		42	76.5	34	496	
SQ5 TDI quattro (250 kw)	2015.11	2017.05	AT	F	L/R AWD Engine DEHA		2015300L	Drive Shaft		42	76.5	34	496	
SQ5 TFSI quattro (260 kw)	2013.05	2017.05	8AT	F	L/R AWD Engine CTUD, CTXA		2015300L	Drive Shaft		42	76.5	34	496	
Q7 (4LB)														
3.0 TDI quattro (150 kw)	2010.05	2015.08	8AT	F	L/R AWD Engine CJGC, CJMA		2350850L	Drive Shaft		30	64.4	103.5	526	
3.0 TDI quattro (155 kw)	2006.03	2010.05	6AT	F	L/R AWD Engine BUN, CASB		2350850L	Drive Shaft		30	64.4	103.5	526	
3.0 TDI quattro (165 kw)	2009.06	2012.05	6AT/8AT	F	L/R AWD Engine CATA		2350850L	Drive Shaft		30	64.4	103.5	526	
3.0 TDI quattro (171 kw)	2006.03	2008.05	6AT	F	L/R AWD Engine BUG		2350850L	Drive Shaft		30	64.4	103.5	526	
3.0 TDI quattro (176 kw)	2007.11	2015.08	6AT/8AT	F	L/R AWD Engine CABA, CCMA, CAGA, CNRB		2350850L	Drive Shaft		30	64.4	103.5	526	
3.0 TDI quattro (180 kw)	2011.05	2015.08	8AT	F	L/R AWD Engine CJGD, CLZB, CRCA		2350850L	Drive Shaft		30	64.4	103.5	526	
3.0 TFSI quattro (200 kw)	2010.05	2015.08	8AT	F	L/R AWD Engine CJTC, CJWC		2350850L	Drive Shaft		30	64.4	103.5	526	
3.0 TFSI quattro (206 kw)	2011.05	2015.08	8AT	F	L/R AWD Engine CJWE, CTWB		2350850L	Drive Shaft		30	64.4	103.5	526	
3.0 TFSI quattro (245 kw)	2010.05	2015.08	8AT	F	L/R AWD Engine CJTB, CJWB, CNA, CTWA		2350850L	Drive Shaft		30	64.4	103.5	526	
3.6 FSI quattro (206 kw)	2006.08	2010.05	6AT/6MT	F	L/R AWD Engine BHK		2350850L	Drive Shaft		30	64.4	103.5	526	
4.2 FSI quattro (257 kw)	2006.03	2010.05	6AT	F	L/R AWD Engine BAR		2350850L	Drive Shaft		30	64.4	103.5	526	
4.2 quattro (231 kw)	2006.03	2010.12	6AT	F	L/R AWD Engine BAR		2350850L	Drive Shaft		30	64.4	103.5	526	
4.2 TDI quattro (240 kw)	2007.03	2009.06	6AT	R	L/R AWD Engine BTR		2350860L	Drive Shaft		30	64.3	103.5	724	
4.2 TDI quattro (250 kw)	2009.05	2015.08	6AT/8AT	F	L/R AWD Engine CCFA, CCFC		2350850L	Drive Shaft		30	64.4	103.5	526	
	2009.05	2015.08	6AT	R	L/R AWD Engine CCFA, CCFC		2350860L	Drive Shaft		30	64.3	103.5	724	
6.0 TDI quattro (368 kw)	2008.09	2014.05	6AT	R	L/R AWD Engine CCGA		2350860L	Drive Shaft		30	64.3	103.5	724	
Q7 (4MB, 4MG)														
2.0 TFSI quattro (185 kw)	2015.08		8AT	F	L/R AWD Engine CYMC, CYRB		2015310L	Drive Shaft		42	76.5	34	502	
3.0 TDI quattro (155 kw)	2015.08	2019.12	8AT	F	L/R AWD Engine CZZB		2015310L	Drive Shaft		42	76.5	34	502	
3.0 TDI quattro (160 kw)	2015.05	2019.12	8AT	F	L/R AWD Engine CRTE, CZZA		2015310L	Drive Shaft		42	76.5	34	502	
3.0 TDI quattro (183 kw)	2015.06	2019.12	8AT	F	L/R AWD Engine CVMD		2015310L	Drive Shaft		42	76.5	34	502	
3.0 TDI quattro (190 kw)	2015.08	2019.12	8AT	F	L/R AWD Engine CUEA		2015310L	Drive Shaft		42	76.5	34	502	
3.0 TDI quattro (200 kw)	2015.01	2019.12	8AT	F	L/R AWD Engine CRTC		2015310L	Drive Shaft		42	76.5	34	502	
3.0 TFSI quattro (245 kw)	2015.01	2019.12	8AT	F	L/R AWD Engine CREC		2015310L	Drive Shaft		42	76.5	34	502	
45 TDI Mild Hybrid quattro (170 kw)	2018.07	2019.12	8AT	F	L AWD Engine DHXC		2015310L	Drive Shaft		42	76.5	34	502	
50 TDI Mild Hybrid quattro (210 kw)	2018.07	2019.12	8AT	F	L AWD Engine DHXA		2015310L	Drive Shaft		42	76.5	34	502	
Q8 (4MN)														
45 TDI Mild Hybrid quattro (170 kw)	2018.07		8AT	F	L/R AWD Engine DHXC, DPXB		2015310L	Drive Shaft		42	76.5	34	502	
45 TDI quattro (183 kw)	2018.02		AT	F	L/R AWD Engine CVMD		2015310L	Drive Shaft		42	76.5	34	502	
50 TDI Mild Hybrid quattro (210 kw)	2018.07		8AT	F	L/R AWD Engine DHXA, DPXA		2015310L	Drive Shaft		42	76.5	34	502	
55 TFSI Mild Hybrid quattro (250 kw)	2018.02		8AT	F	L/R AWD Engine DCBD		2015310L	Drive Shaft		42	76.5	34	502	
TT (8J3)														
1.8 TFSI (118 kw)	2008.06	2014.06	7DCT	F	R Engine CDAA		2613410L	Drive Shaft		36	59.5	40.5	806	
	2008.06	2014.06	6MT/7AT	F	L Engine CDAA		2612810L	Drive Shaft		36	59.5	40.5	525	
2.0 TDI quattro (125 kw)	2008.06	2014.06	6DCT	F	L AWD Engine CBBB, CFGB		2540130L	Drive Shaft		36	59.5	40.5	482	
2.0 TFSI (147 kw)	2006.08	2010.06	6MT	F	R Engine BPY, BWA, CCTA		2613410L	Drive Shaft		36	59.5	40.5	806	
2.0 TFSI quattro (155 kw)	2010.05	2014.06	6AT/6MT	F	R AWD Engine CESA, CETA	Date to:2012.05	2018890L	Drive Shaft		36	59.5	40	614	
2.0 TTS quattro (195 kw)	2008.05	2014.06	6AT/6MT	F	R AWD Engine CDLA, CDMA		2018890L	Drive Shaft		36	59.5	40	614	
2.0 TTS quattro (200 kw)	2008.05	2014.06	6AT/6MT	F	R AWD Engine CDLB		2018890L	Drive Shaft		36	59.5	40	614	
2.5 RS quattro (250 kw)	2009.07	2014.06	7DCT	F	L AWD Engine CEPA		2012650L	Drive Shaft		36	37	59.5	40	558
	2009.07	2014.06	7DCT	F	R AWD Engine CEPA		2613470L	Drive Shaft		36	40	59.5	40	593
2.5 RS quattro (265 kw)	2011.05	2014.06	7DCT	F	L AWD Engine CEPB		2012650L	Drive Shaft		36	37	59.5	40	558
	2011.05	2014.06	7DCT	F	R AWD Engine CEPB		2613470L	Drive Shaft		36	40	59.5	40	593
TT (FV3, FVP)														
1.8 TFSI (132 kw)	2015.07	2018.08	7DCT	F	R Engine CJSA, CJSB		2613410L	Drive Shaft		36	59.5	40.5	806	
	2015.07	2018.08	6MT/7AT	F	L Engine CJSA, CJSB		2612810L	Drive Shaft		36	59.5	40.5	525	
2.0 TDI (135 kw)	2014.07		6MT	F	R Engine CUNA		2613410L	Drive Shaft		36	59.5	40.5	806	
2.0 TDI quattro (135 kw)	2017.01		6AT	F	L AWD Engine CUNA		2033810L	Drive Shaft		36	59.5	40	485	
2.0 TFSI (169 kw)	2014.07		6MT	F	R Engine CHHC		2613410L	Drive Shaft		36	59.5	40.5	806	
2.0 TFSI quattro (169 kw)	2014.07		6AT	F	R AWD Engine CHHC		2018890L	Drive Shaft		36	59.5	40	614	
2.0 TTS quattro (210 kw)	2015.02		6AT	F	R AWD Engine CJXF		2018890L	Drive Shaft		36	59.5	40	614	
2.0 TTS quattro (215 kw)	2015.07		6AT	F	R AWD Engine CYFB		2018890L	Drive Shaft		36	59.5	40	614	
2.0 TTS quattro (225 kw)	2018.08		7AT	F	R AWD Engine DNUF		2018890L	Drive Shaft		36	59.5	40	614	
2.0 TTS quattro (228 kw)	2014.11		6AT/6MT	F	R AWD Engine CJXG		2018890L	Drive Shaft		36	59.5	40	614	





	 YEAR	TRANSM.	F/R	L/R	DRIVE TYPE & ENGINE	REMARKS	GSP Ref.	 PRODUCT	 ABS	Technical Specifications					
										A	B	C	H	L	
AUDI															
TT (FV3, FVP)															
2.5 RS quattro (294 kw)	2016.10	7AT	F	L	AWD Engine DAZA, DNWA (12.18-)		2012650L	Drive Shaft		36	37	59.5	40	558	
	2016.10	7AT	F	R	AWD Engine DAZA, DNWA (12.18-)		2613470L	Drive Shaft		36	40	59.5	40	593	
45 TFSI (180 kw)	2018.07	6MT	F	R	Engine DKTB		2613410L	Drive Shaft		36		59.5	40.5	806	
45 TFSI quattro (180 kw)	2018.07	7AT	F	R	AWD Engine DKTB		2018890L	Drive Shaft		36		59.5	40	614	
TT Roadster (8J9)															
1.8 TFSI (118 kw)	2008.06	2014.06	7DCT	F	R	Engine CDAA		2613410L	Drive Shaft		36		59.5	40.5	806
	2008.06	2014.06	6MT/7AT	F	L	Engine CDAA		2612810L	Drive Shaft		36		59.5	40.5	525
2.0 TDI quattro (125 kw)	2008.06	2014.06	6DCT	F	L	AWD Engine CBBB, CFGB		2540130L	Drive Shaft		36		59.5	40.5	482
2.0 TFSI (147 kw)	2007.03	2010.06	6MT	F	R	Engine BPY, BWA, CCTA		2613410L	Drive Shaft		36		59.5	40.5	806
2.0 TFSI quattro (155 kw)	2010.05	2014.06	6AT/6MT	F	R	AWD Engine CESA, CETA		2018890L	Drive Shaft		36		59.5	40	614
2.0 TTS quattro (195 kw)	2008.05	2014.06	6AT/6MT	F	R	AWD Engine CDLA, CDMA		2018890L	Drive Shaft		36		59.5	40	614
2.0 TTS quattro (200 kw)	2008.05	2014.06	6AT/6MT	F	R	AWD Engine CDLB		2018890L	Drive Shaft		36		59.5	40	614
2.5 RS quattro (250 kw)	2009.07	2014.06	7DCT	F	L	AWD Engine CEPA		2012650L	Drive Shaft		36	37	59.5	40	558
	2009.07	2014.06	7DCT	F	R	AWD Engine CEPA		2613470L	Drive Shaft		36	40	59.5	40	593
2.5 RS quattro (265 kw)	2012.03	2014.06	7DCT	F	L	AWD Engine CEPB		2012650L	Drive Shaft		36	37	59.5	40	558
	2012.03	2014.06	7DCT	F	R	AWD Engine CEPB		2613470L	Drive Shaft		36	40	59.5	40	593
TT Roadster (FV9, FVR)															
1.8 TFSI (132 kw)	2015.07	2018.08	7DCT	F	R	Engine CJSA, CJSB		2613410L	Drive Shaft		36		59.5	40.5	806
	2015.07	2018.08	6MT/7AT	F	L	Engine CJSA, CJSB		2612810L	Drive Shaft		36		59.5	40.5	525
2.0 TDI (135 kw)	2014.11		6MT	F	R	Engine CUNA		2613410L	Drive Shaft		36		59.5	40.5	806
2.0 TDI quattro (135 kw)	2017.01		6AT	F	L	AWD Engine CUNA		2033810L	Drive Shaft		36		59.5	40	485
2.0 TFSI (169 kw)	2014.11		6MT	F	R	Engine CHHC		2613410L	Drive Shaft		36		59.5	40.5	806
2.0 TFSI quattro (169 kw)	2014.11		6AT	F	R	AWD Engine CHHC		2018890L	Drive Shaft		36		59.5	40	614
2.0 TTS quattro (210 kw)	2015.02		6AT	F	R	AWD Engine CJXF		2018890L	Drive Shaft		36		59.5	40	614
2.0 TTS quattro (225 kw)	2018.08		7AT	F	R	AWD Engine DNUF		2018890L	Drive Shaft		36		59.5	40	614
2.0 TTS quattro (228 kw)	2014.11		6AT/6MT	F	R	AWD Engine CJXG		2018890L	Drive Shaft		36		59.5	40	614
2.5 RS quattro (294 kw)	2016.10		7AT	F	L	AWD Engine DAZA, DNWA (12.18-)		2012650L	Drive Shaft		36	37	59.5	40	558
	2016.10		7AT	F	R	AWD Engine DAZA, DNWA (12.18-)		2613470L	Drive Shaft		36	40	59.5	40	593
45 TFSI (180 kw)	2018.07		6MT	F	R	Engine DKTB		2613410L	Drive Shaft		36		59.5	40.5	806
45 TFSI quattro (180 kw)	2018.07		7AT	F	R	AWD Engine DKTB		2018890L	Drive Shaft		36		59.5	40	614
BMW															
1 (E81)															
123 d (150 kw)	2007.03	2011.12	AT	R	R	Engine N47 D20 B, N47 D20 D		2051340L	Drive Shaft		30		58.5	73	671
1 (E87)															
123 d (150 kw)	2007.03	2011.06	AT	R	R	Engine N47 D20 B (-02.09), N47 D20 C (03.09-)		2051340L	Drive Shaft		30		58.5	73	671
1 (E88)															
123 d (150 kw)	2008.09	2013.12	AT	R	R	Engine N47 D20 B, N47 D20 D		2051340L	Drive Shaft		30		58.5	73	671
1 (F20)															
114 d (70 kw)	2012.11	2015.06	MT	R	R	Engine N47 D16 A		2050670L	Drive Shaft		28	27	57.2	71	796
	2012.11	2015.06	MT	R	L	Engine N47 D16 A		2050660L	Drive Shaft		28	27	57.2	71	743
114 i (75 kw)	2012.07	2015.02	6MT	R	L	Engine N13 B16 A		2050660L	Drive Shaft		28	27	57.2	71	743
	2012.07	2015.02	6MT	R	R	Engine N13 B16 A		2050670L	Drive Shaft		28	27	57.2	71	796
116 d (85 kw)	2011.07	2015.02	AT/MT	R	L	Engine N47 D20 C		2050660L	Drive Shaft		28	27	57.2	71	743
	2011.07	2015.02	AT/MT	R	R	Engine N47 D20 C		2050670L	Drive Shaft		28	27	57.2	71	796
	2012.03	2015.02	6MT	R	L	Engine N47 D16 A		2050660L	Drive Shaft		28	27	57.2	71	743
	2012.03	2015.02	6MT	R	R	Engine N47 D16 A		2050670L	Drive Shaft		28	27	57.2	71	796
	2015.03	2019.06	AT/MT	R	L	Engine B37 D15 A		2050660L	Drive Shaft		28	27	57.2	71	743
	2015.03	2019.06	AT/MT	R	R	Engine B37 D15 A		2050670L	Drive Shaft		28	27	57.2	71	796
116 i (100 kw)	2011.07	2015.02	AT/MT	R	L	Engine N13 B16 A		2050660L	Drive Shaft		28	27	57.2	71	743
	2011.07	2015.02	AT/MT	R	R	Engine N13 B16 A		2050670L	Drive Shaft		28	27	57.2	71	796
116 i (80 kw)	2015.03	2019.06	6MT/8AT	R	L	Engine B38 B15 A		2050660L	Drive Shaft		28	27	57.2	71	743
	2015.03	2019.06	6MT/8AT	R	R	Engine B38 B15 A		2050670L	Drive Shaft		28	27	57.2	71	796
118 d (100 kw)	2011.07	2019.06	AT/MT	R	R	Engine B47 D20 A (03.15-), N47 D20 C (-02.15)		2050670L	Drive Shaft		28	27	57.2	71	796
	2011.07	2019.06	AT/MT	R	L	Engine B47 D20 A (03.15-), N47 D20 C (-02.15)		2050660L	Drive Shaft		28	27	57.2	71	743
118 d (105 kw)	2011.07	2015.02	AT/MT	R	L	Engine N47 D20 C		2050660L	Drive Shaft		28	27	57.2	71	743
	2011.07	2015.02	AT/MT	R	R	Engine N47 D20 C		2050670L	Drive Shaft		28	27	57.2	71	796
118 d (110 kw)	2015.03	2019.06	AT/MT	R	L	Engine B47 D20 A		2050660L	Drive Shaft		28	27	57.2	71	743
	2015.03	2019.06	AT/MT	R	R	Engine B47 D20 A		2050670L	Drive Shaft		28	27	57.2	71	796
118 d xDrive (105 kw)	2013.07	2015.02	MT	R	R	AWD Engine N47 D20 C		2050670L	Drive Shaft		28	27	57.2	71	796
	2013.07	2015.02	MT	R	L	AWD Engine N47 D20 C		2050660L	Drive Shaft		28	27	57.2	71	743
	2013.07	2015.02	MT	F	R	AWD Engine N47 D20 C		2020530L	Drive Shaft			27	56.8		841
	2013.07	2015.02	MT	F	L	AWD Engine N47 D20 C		2020520L	Drive Shaft			27	56.8		550
118 d xDrive (110 kw)	2015.03	2019.06	MT	R	L	AWD Engine B47 D20 A		2050660L	Drive Shaft		28	27	57.2	71	743
	2015.03	2019.06	AT/MT	F	L	AWD Engine B47 D20 A		2020520L	Drive Shaft			27	56.8		550
	2015.03	2019.06	AT/MT	F	R	AWD Engine B47 D20 A		2020530L	Drive Shaft			27	56.8		841





	 YEAR	TRANSM.	F/R	L/R	DRIVE TYPE & ENGINE	REMARKS	GSP Ref.	 PRODUCT	 ABS	Technical Specifications										
										A	B	C	H	L						
BMW																				
1 (F20)																				
118 d xDrive (110 kw)	2015.03 2019.06	MT	R	R	AWD Engine B47 D20 A		2050670L	Drive Shaft			28	27	57.2	71	796					
118 i (100 kw)	2015.03 2015.06	MT	R	L	Engine N13 B16 A		2050660L	Drive Shaft			28	27	57.2	71	743					
	2015.03 2015.06	MT	R	R	Engine N13 B16 A		2050670L	Drive Shaft			28	27	57.2	71	796					
	2015.07 2019.06	6MT	R	L	Engine B38 B15 A		2050660L	Drive Shaft			28	27	57.2	71	743					
	2015.07 2019.06	6MT	R	R	Engine B38 B15 A		2050670L	Drive Shaft			28	27	57.2	71	796					
118 i (125 kw)	2011.07 2015.02	AT/MT	R	L	Engine N13 B16 A		2050660L	Drive Shaft			28	27	57.2	71	743					
	2011.07 2015.02	AT/MT	R	R	Engine N13 B16 A		2050670L	Drive Shaft			28	27	57.2	71	796					
120 d (120 kw)	2011.07 2019.06	AT/MT	R	R	Engine B47 D20 A, N47 D20 C		2050670L	Drive Shaft			28	27	57.2	71	796					
	2011.07 2019.06	AT/MT	R	L	Engine B47 D20 A, N47 D20 C		2050660L	Drive Shaft			28	27	57.2	71	743					
120 d (135 kw)	2011.07 2015.02	AT/MT	R	L	Engine N47 D20 C		2050660L	Drive Shaft			28	27	57.2	71	743					
	2011.07 2015.02	AT/MT	R	R	Engine N47 D20 C		2050670L	Drive Shaft			28	27	57.2	71	796					
120 d (140 kw)	2015.03 2019.06	AT/MT	R	L	Engine B47 D20 A		2050660L	Drive Shaft			28	27	57.2	71	743					
	2015.03 2019.06	AT/MT	R	R	Engine B47 D20 A		2050670L	Drive Shaft			28	27	57.2	71	796					
120 d (147 kw)	2011.07 2015.02	AT/MT	R	R	Engine N47 D20 C		2050670L	Drive Shaft			28	27	57.2	71	796					
	2011.07 2015.02	AT/MT	R	L	Engine N47 D20 C		2050660L	Drive Shaft			28	27	57.2	71	743					
120 d xDrive (135 kw)	2012.11 2015.02	MT	R	R	AWD Engine N47 D20 C		2050670L	Drive Shaft			28	27	57.2	71	796					
	2012.11 2015.02	MT	R	L	AWD Engine N47 D20 C		2050660L	Drive Shaft			28	27	57.2	71	743					
	2012.11 2015.02	MT	F	R	AWD Engine N47 D20 C		2020530L	Drive Shaft					27	56.8		841				
	2012.11 2015.02	MT	F	L	AWD Engine N47 D20 C		2020520L	Drive Shaft					27	56.8		550				
120 d xDrive (140 kw)	2015.03 2019.06	AT	R	L	AWD Engine B47 D20 A		2050660L	Drive Shaft			28	27	57.2	71	743					
	2015.03 2019.06	AT/MT	F	L	AWD Engine B47 D20 A		2020520L	Drive Shaft					27	56.8		550				
	2015.03 2019.06	AT/MT	F	R	AWD Engine B47 D20 A		2020530L	Drive Shaft					27	56.8		841				
	2015.03 2019.06	AT	R	R	AWD Engine B47 D20 A		2050670L	Drive Shaft			28	27	57.2	71	796					
120 d xDrive (147 kw)	2012.11 2015.02	MT	R	R	AWD Engine N47 D20 C		2050670L	Drive Shaft			28	27	57.2	71	796					
	2012.11 2015.02	MT	R	L	AWD Engine N47 D20 C		2050660L	Drive Shaft			28	27	57.2	71	743					
	2012.11 2015.02	MT	F	R	AWD Engine N47 D20 C		2020530L	Drive Shaft					27	56.8		841				
	2012.11 2015.02	MT	F	L	AWD Engine N47 D20 C		2020520L	Drive Shaft					27	56.8		550				
120 i (130 kw)	2015.03 2016.06	MT	R	L	Engine N13 B16 A		2050660L	Drive Shaft			28	27	57.2	71	743					
	2015.03 2016.06	MT	R	R	Engine N13 B16 A		2050670L	Drive Shaft			28	27	57.2	71	796					
125 i (160 kw)	2012.03 2017.11	6MT/8AT	R	R	Engine N20 B20 A		2050670L	Drive Shaft			28	27	57.2	71	796					
	2012.03 2017.11	6MT/8AT	R	L	Engine N20 B20 A		2050660L	Drive Shaft			28	27	57.2	71	743					
125 i (165 kw)	2016.07 2019.06	8AT	R	R	Engine B48 B20 B		2050670L	Drive Shaft			28	27	57.2	71	796					
	2016.07 2019.06	8AT	R	L	Engine B48 B20 B		2050660L	Drive Shaft			28	27	57.2	71	743					
125 i (175 kw)	2012.03 2017.11	AT/MT	R	R	Engine N20 B20 A		2050670L	Drive Shaft			28	27	57.2	71	796					
	2012.03 2017.11	AT/MT	R	L	Engine N20 B20 A		2050660L	Drive Shaft			28	27	57.2	71	743					
125 i Active Flex (160 kw)	2014.11 2017.11	MT	R	R	Engine N20 B20 A		2050670L	Drive Shaft			28	27	57.2	71	796					
	2014.11 2017.11	MT	R	L	Engine N20 B20 A		2050660L	Drive Shaft			28	27	57.2	71	743					
M 135 i xDrive (235 kw)	2012.11 2015.02	8AT	R	R	AWD Engine N55 B30 A		2050670L	Drive Shaft			28	27	57.2	71	796					
	2012.11 2015.02	8AT	R	L	AWD Engine N55 B30 A		2050660L	Drive Shaft			28	27	57.2	71	743					
	2012.11 2015.02	8AT	F	R	AWD Engine N55 B30 A		2020530L	Drive Shaft					27	56.8		841				
	2012.11 2015.02	8AT	F	L	AWD Engine N55 B30 A		2020520L	Drive Shaft					27	56.8		550				
M 135 i xDrive (240 kw)	2015.03 2016.06	AT/MT	F	L	AWD Engine N55 B30 A		2020520L	Drive Shaft					27	56.8		550				
	2015.03 2016.06	AT/MT	F	R	AWD Engine N55 B30 A		2020530L	Drive Shaft					27	56.8		841				
	2015.03 2016.06	AT	R	R	AWD Engine N55 B30 A		2050670L	Drive Shaft			28	27	57.2	71	796					
	2015.03 2016.06	AT	F	L	AWD Engine N55 B30 A		2050660L	Drive Shaft			28	27	57.2	71	743					
M 140 i xDrive (250 kw)	2016.07 2019.06	8AT	F	L	AWD Engine B58 B30 A		2020520L	Drive Shaft					27	56.8		550				
	2016.07 2019.06	8AT	R	R	AWD Engine B58 B30 A		2050670L	Drive Shaft			28	27	57.2	71	796					
	2016.07 2019.06	8AT	F	R	AWD Engine B58 B30 A		2020530L	Drive Shaft					27	56.8		841				
1 (F21)																				
114 d (70 kw)	2012.07	MT	R	R	Engine N47 D16 A		2050670L	Drive Shaft			28	27	57.2	71	796					
	2012.07	MT	R	L	Engine N47 D16 A		2050660L	Drive Shaft			28	27	57.2	71	743					
114 i (75 kw)	2011.12	6MT	R	R	Engine N13 B16 A		2050670L	Drive Shaft			28	27	57.2	71	796					
	2011.12	6MT	R	L	Engine N13 B16 A		2050660L	Drive Shaft			28	27	57.2	71	743					
116 d (85 kw)	2011.12	6MT	R	R	Engine N47 D16 A		2050670L	Drive Shaft			28	27	57.2	71	796					
	2011.12	6MT	R	L	Engine N47 D16 A		2050660L	Drive Shaft			28	27	57.2	71	743					
	2012.01	AT/MT	R	L	Engine N47 D20 C		2050660L	Drive Shaft			28	27	57.2	71	743					
	2012.01	AT/MT	R	R	Engine N47 D20 C		2050670L	Drive Shaft			28	27	57.2	71	796					
	2015.03	AT/MT	R	L	Engine B37 D15 A		2050660L	Drive Shaft			28	27	57.2	71	743					
	2015.03	AT/MT	R	R	Engine B37 D15 A		2050670L	Drive Shaft			28	27	57.2	71	796					
116 i (100 kw)	2011.12	MT	R	L	Engine N13 B16 A		2050660L	Drive Shaft			28	27	57.2	71	743					
	2011.12	MT/AT	R	R	Engine N13 B16 A		2050670L	Drive Shaft			28	27	57.2	71	796					
116 i (80 kw)	2015.03	MT	R	L	Engine B38 B15 A		2050660L	Drive Shaft			28	27	57.2	71	743					
	2015.03	MT	R	R	Engine B38 B15 A		2050670L	Drive Shaft			28	27	57.2	71	796					
118 d (100 kw)	2011.12 2015.02	AT/MT	R	R	Engine N47 D20 C		2050670L	Drive Shaft			28	27	57.2	71	796					
	2011.12 2015.02	AT/MT	R	L	Engine N47 D20 C		2050660L	Drive Shaft			28	27	57.2	71	743					
118 d (105 kw)	2011.12	6MT/8AT	R	L	Engine N47 D20 C		2050660L	Drive Shaft			28	27	57.2	71	743					





	 YEAR	TRANSM.	F/R	L/R	DRIVE TYPE & ENGINE	REMARKS	GSP Ref.	 PRODUCT	 ABS	Technical Specifications										
										A	B	C	H	L						
BMW																				
1 (F21)																				
118 d (105 kw)	2011.12	6MT/8AT	R	R	Engine N47 D20 C		2050670L	Drive Shaft			28	27	57.2	71	796					
118 d (110 kw)	2015.03	AT/MT	R	L	Engine B47 D20 A		2050660L	Drive Shaft			28	27	57.2	71	743					
	2015.03	AT/MT	R	R	Engine B47 D20 A		2050670L	Drive Shaft			28	27	57.2	71	796					
118 d xDrive (105 kw)	2013.05	MT	R	R	AWD Engine N47 D20 C		2050670L	Drive Shaft			28	27	57.2	71	796					
	2013.05	MT	R	L	AWD Engine N47 D20 C		2050660L	Drive Shaft			28	27	57.2	71	743					
	2013.05	MT	F	R	AWD Engine N47 D20 C		2020530L	Drive Shaft				27	56.8		841					
	2013.05	MT	F	L	AWD Engine N47 D20 C		2020520L	Drive Shaft				27	56.8		550					
118 d xDrive (110 kw)	2015.03	MT	R	L	AWD Engine B47 D20 A		2050660L	Drive Shaft			28	27	57.2	71	743					
	2015.03	AT/MT	F	L	AWD Engine B47 D20 A		2020520L	Drive Shaft				27	56.8		550					
	2015.03	AT/MT	F	R	AWD Engine B47 D20 A		2020530L	Drive Shaft				27	56.8		841					
	2015.03	MT	R	R	AWD Engine B47 D20 A		2050670L	Drive Shaft			28	27	57.2	71	796					
118 i (100 kw)	2015.03	MT	R	L	Engine N13 B16 A		2050660L	Drive Shaft			28	27	57.2	71	743					
	2015.03	AT/MT	R	L	Engine B38 B15 A		2050660L	Drive Shaft			28	27	57.2	71	743					
	2015.03	AT/MT	R	R	Engine B38 B15 A		2050670L	Drive Shaft			28	27	57.2	71	796					
	2015.03	MT	R	R	Engine N13 B16 A		2050670L	Drive Shaft			28	27	57.2	71	796					
118 i (125 kw)	2012.07	MT	R	R	Engine N13 B16 A		2050670L	Drive Shaft			28	27	57.2	71	796					
	2012.07	MT	R	L	Engine N13 B16 A		2050660L	Drive Shaft			28	27	57.2	71	743					
120 d (120 kw)	2012.07	AT/MT	R	R	Engine N47 D20 C		2050670L	Drive Shaft			28	27	57.2	71	796					
120 d (135 kw)	2012.07	AT/MT	R	L	Engine N47 D20 C		2050660L	Drive Shaft			28	27	57.2	71	743					
	2012.07	AT/MT	R	R	Engine N47 D20 C		2050670L	Drive Shaft			28	27	57.2	71	796					
120 d (140 kw)	2015.03	AT/MT	R	L	Engine B47 D20 A		2050660L	Drive Shaft			28	27	57.2	71	743					
	2015.03	AT/MT	R	R	Engine B47 D20 A		2050670L	Drive Shaft			28	27	57.2	71	796					
120 d (147 kw)	2012.01	2015.02	AT/MT	R	R	Engine N47 D20 C		2050670L	Drive Shaft			28	27	57.2	71	796				
	2012.01	2015.02	AT/MT	R	L	Engine N47 D20 C		2050660L	Drive Shaft			28	27	57.2	71	743				
120 d xDrive (135 kw)	2012.02	2015.02	MT	R	R	AWD Engine N47 D20 C		2050670L	Drive Shaft			28	27	57.2	71	796				
	2012.02	2015.02	MT	R	L	AWD Engine N47 D20 C		2050660L	Drive Shaft			28	27	57.2	71	743				
	2012.02	2015.02	MT	F	R	AWD Engine N47 D20 C		2020530L	Drive Shaft				27	56.8		841				
	2012.02	2015.02	MT	F	L	AWD Engine N47 D20 C		2020520L	Drive Shaft				27	56.8		550				
120 d xDrive (140 kw)	2015.03		AT	R	L	AWD Engine B47 D20 A		2050660L	Drive Shaft			28	27	57.2	71	743				
	2015.03		AT/MT	F	L	AWD Engine B47 D20 A		2020520L	Drive Shaft				27	56.8		550				
	2015.03		AT/MT	F	R	AWD Engine B47 D20 A		2020530L	Drive Shaft				27	56.8		841				
	2015.03		AT	R	R	AWD Engine B47 D20 A		2050670L	Drive Shaft			28	27	57.2	71	796				
120 d xDrive (147 kw)	2012.01		MT	R	R	AWD Engine N47 D20 C		2050670L	Drive Shaft			28	27	57.2	71	796				
	2012.01		MT	R	L	AWD Engine N47 D20 C		2050660L	Drive Shaft			28	27	57.2	71	743				
	2012.01		MT	F	R	AWD Engine N47 D20 C		2020530L	Drive Shaft				27	56.8		841				
	2012.01		MT	F	L	AWD Engine N47 D20 C		2020520L	Drive Shaft				27	56.8		550				
120 i (130 kw)	2015.03		MT	R	L	Engine N13 B16 A		2050660L	Drive Shaft			28	27	57.2	71	743				
	2015.03		MT	R	R	Engine N13 B16 A		2050670L	Drive Shaft			28	27	57.2	71	796				
125 i (160 kw)	2011.12	2019.12	6MT/8AT	R	R	Engine N20 B20 A		2050670L	Drive Shaft			28	27	57.2	71	796				
	2011.12	2019.12	6MT/8AT	R	L	Engine N20 B20 A		2050660L	Drive Shaft			28	27	57.2	71	743				
125 i (165 kw)	2015.10		8AT	R	R	Engine B48 B20 B		2050670L	Drive Shaft			28	27	57.2	71	796				
	2015.10		8AT	R	L	Engine B48 B20 B		2050660L	Drive Shaft			28	27	57.2	71	743				
125 i (175 kw)	2013.03		AT/MT	R	R	Engine N20 B20 A		2050670L	Drive Shaft			28	27	57.2	71	796				
	2013.03		AT/MT	R	L	Engine N20 B20 A		2050660L	Drive Shaft			28	27	57.2	71	743				
125 i Active Flex (160 kw)	2014.08		MT	R	R	Engine N20 B20 A		2050670L	Drive Shaft			28	27	57.2	71	796				
	2014.08		MT	R	L	Engine N20 B20 A		2050660L	Drive Shaft			28	27	57.2	71	743				
M 135 i xDrive (235 kw)	2012.02		8AT	R	R	AWD Engine N55 B30 A		2050670L	Drive Shaft			28	27	57.2	71	796				
	2012.02		8AT	R	L	AWD Engine N55 B30 A		2050660L	Drive Shaft			28	27	57.2	71	743				
	2012.02		8AT	F	R	AWD Engine N55 B30 A		2020530L	Drive Shaft				27	56.8		841				
	2012.02		8AT	F	L	AWD Engine N55 B30 A		2020520L	Drive Shaft				27	56.8		550				
M 135 i xDrive (240 kw)	2015.03		AT/MT	F	L	AWD Engine N55 B30 A		2020520L	Drive Shaft				27	56.8		550				
	2015.03		AT/MT	F	R	AWD Engine N55 B30 A		2020530L	Drive Shaft				27	56.8		841				
	2015.03		AT	R	R	AWD Engine N55 B30 A		2050670L	Drive Shaft			28	27	57.2	71	796				
	2015.03		AT	F	L	AWD Engine N55 B30 A		2050660L	Drive Shaft			28	27	57.2	71	743				
M 140 i xDrive (250 kw)	2015.09		8AT	R	R	AWD Engine B58 B30 A		2050670L	Drive Shaft			28	27	57.2	71	796				
	2015.09		8AT	F	R	AWD Engine B58 B30 A		2020530L	Drive Shaft				27	56.8		841				
	2015.09		8AT	F	L	AWD Engine B58 B30 A		2020520L	Drive Shaft				27	56.8		550				
1 (F40)																				
116 i (80 kw)	2020.11		6MT	F	L	Engine B38 A15 A		2026310L	Drive Shaft				34	56		563				
	2020.11		6MT	F	R	Engine B38 A15 A		2026320L	Drive Shaft				34	56		920				
118 i (100 kw)	2020.11		6MT	F	L	Engine B38 A15 A		2026310L	Drive Shaft				34	56		563				
	2020.11		6MT	F	R	Engine B38 A15 A		2026320L	Drive Shaft				34	56		920				
118 i (103 kw)	2019.07		6MT	F	L	Engine B38 A15 A		2026310L	Drive Shaft				34	56		563				
	2019.07		6MT	F	R	Engine B38 A15 A		2026320L	Drive Shaft				34	56		920				
120 d xDrive (140 kw)	2019.07		8AT	R	L/R	AWD Engine B47 C20 B		2021760L	Drive Shaft				27	56		731				





	 YEAR	TRANSM.	F/R	L/R	DRIVE TYPE & ENGINE	REMARKS	GSP Ref.	 PRODUCT	 ABS	Technical Specifications										
										A	B	C	H	L						
BMW																				
1 Coupe (E82)																				
123 d (150 kw)	2007.10	2013.10	AT	R	R	Engine N47 D20 B, N47 D20 D		205134OL	Drive Shaft		30		58.5	73	671					
1 Van (F20)																				
118 d (110 kw)	2015.03	2019.06	6MT	R	R	Engine B47 D20 A		205067OL	Drive Shaft		28	27	57.2	71	796					
	2015.03	2019.06	6MT	R	L	Engine B47 D20 A		205066OL	Drive Shaft		28	27	57.2	71	743					
118 i (100 kw)	2015.07	2019.06	MT	R	R	Engine B38 B15 A		205067OL	Drive Shaft		28	27	57.2	71	796					
	2015.07	2019.06	MT	R	L	Engine B38 B15 A		205066OL	Drive Shaft		28	27	57.2	71	743					
120 d (140 kw)	2015.03	2019.06	AT/MT	R	R	Engine B47 D20 A		205067OL	Drive Shaft		28	27	57.2	71	796					
	2015.03	2019.06	AT/MT	R	L	Engine B47 D20 A		205066OL	Drive Shaft		28	27	57.2	71	743					
2 (F23)																				
218 d (100 kw)	2015.07		AT/MT	R	L	Engine B47 D20 A		205066OL	Drive Shaft		28	27	57.2	71	743					
	2015.07		AT/MT	R	R	Engine B47 D20 A		205067OL	Drive Shaft		28	27	57.2	71	796					
218 d (110 kw)	2015.07		AT/MT	R	L	Engine B47 D20 A		205066OL	Drive Shaft		28	27	57.2	71	743					
	2015.07		AT/MT	R	R	Engine B47 D20 A		205067OL	Drive Shaft		28	27	57.2	71	796					
218 i (100 kw)	2015.03		6MT	R	L	Engine B38 B15 A		205066OL	Drive Shaft		28	27	57.2	71	743					
	2015.03		6MT	R	R	Engine B38 B15 A		205067OL	Drive Shaft		28	27	57.2	71	796					
220 d (120 kw)	2014.03		AT/MT	R	L	Engine B47 D20 A		205066OL	Drive Shaft		28	27	57.2	71	743					
	2014.03		AT/MT	R	R	Engine B47 D20 A		205067OL	Drive Shaft		28	27	57.2	71	796					
220 d (140 kw)	2014.03		AT/MT	R	L	Engine B47 D20 A		205066OL	Drive Shaft		28	27	57.2	71	743					
	2014.03		AT/MT	R	R	Engine B47 D20 A		205067OL	Drive Shaft		28	27	57.2	71	796					
220 i (135 kw)	2014.04	2016.07	AT/MT	R	L	Engine N20 B20 A, N20 B20 B		205066OL	Drive Shaft		28	27	57.2	71	743					
	2014.04	2016.07	AT/MT	R	R	Engine N20 B20 A, N20 B20 B		205067OL	Drive Shaft		28	27	57.2	71	796					
228 i (180 kw)	2014.11		AT/MT	R	L	Engine N20 B20 A		205066OL	Drive Shaft		28	27	57.2	71	743					
	2014.11		AT/MT	R	R	Engine N20 B20 A		205067OL	Drive Shaft		28	27	57.2	71	796					
230 i (185 kw)	2016.07		AT/MT	R	R	Engine B46 B20 B, B48 B20 B		205067OL	Drive Shaft		28	27	57.2	71	796					
	2016.07		AT/MT	R	L	Engine B46 B20 B, B48 B20 B		205066OL	Drive Shaft		28	27	57.2	71	743					
M 235 i xDrive (240 kw)	2015.07		8AT	F	L	AWD Engine N55 B30 A		202052OL	Drive Shaft			27	56.8		550					
	2015.07		AT	R	L	AWD Engine N55 B30 A		205066OL	Drive Shaft		28	27	57.2	71	743					
	2015.07		AT	R	R	AWD Engine N55 B30 A		205067OL	Drive Shaft		28	27	57.2	71	796					
	2015.07		8AT	F	R	AWD Engine N55 B30 A		202053OL	Drive Shaft			27	56.8		841					
M 240 i xDrive (250 kw)	2015.09		8AT	F	L	AWD Engine B58 B30 A		202052OL	Drive Shaft			27	56.8		550					
	2015.09		8AT	R	R	AWD Engine B58 B30 A		205067OL	Drive Shaft		28	27	57.2	71	796					
	2015.09		8AT	F	R	AWD Engine B58 B30 A		202053OL	Drive Shaft			27	56.8		841					
2 Active Tourer (F45)																				
214 d (70 kw)	2014.07	2018.02	6MT	F	L	Engine B37 C15 A		202631OL	Drive Shaft			34	56		563					
	2014.07	2018.02	6MT	F	R	Engine B37 C15 A		202632OL	Drive Shaft			34	56		920					
216 i (75 kw)	2015.02	2018.02	6MT	F	L	Engine B38 A15 A		202631OL	Drive Shaft			34	56		563					
	2015.02	2018.02	6MT	F	R	Engine B38 A15 A		202632OL	Drive Shaft			34	56		920					
216 i (80 kw)	2018.03		6MT	F	L	Engine B38 A15 A		202631OL	Drive Shaft			34	56		563					
	2018.03		6MT	F	R	Engine B38 A15 A		202632OL	Drive Shaft			34	56		920					
218 d (100 kw)	2013.11		8AT	F	L	Engine B47 C20 A (-02.18), B47 C20 B (03.18-)	For Engine code:B47C20A Diameter:25mm	202177OL	Drive Shaft			28	56		538					
218 d (110 kw)	2013.11		8AT	F	L	Engine B47 C20 A (-02.18), B47 C20 B (03.18-)	Engine code:B47C20A	202177OL	Drive Shaft			28	56		538					
218 d xDrive (100 kw)	2014.12		6MT/8AT	R	L/R	AWD Engine B47 C20 A (-02.18), B47 C20 B (03.18-)		202176OL	Drive Shaft			27	56		731					
	2014.12		6MT/8AT	F	R	AWD Engine B47 C20 A (-02.18), B47 C20 B (03.18-)		202633OL	Drive Shaft			35	56		499					
	2014.12		8AT	F	L	AWD Engine B47 C20 A (-02.18), B47 C20 B (03.18-)	Diameter:25mm	202177OL	Drive Shaft			28	56		538					
218 d xDrive (110 kw)	2014.12		8AT	F	L	AWD Engine B47 C20 A (-02.18), B47 C20 B (03.18-)	Diameter:25mm	202177OL	Drive Shaft			28	56		538					
	2014.12		6MT/8AT	R	L/R	AWD Engine B47 C20 A (-02.18), B47 C20 B (03.18-)		202176OL	Drive Shaft			27	56		731					
	2014.12		6MT/8AT	F	R	AWD Engine B47 C20 A (-02.18), B47 C20 B (03.18-)		202633OL	Drive Shaft			35	56		499					
218 i (100 kw)	2014.07		6MT	F	L	Engine B38 A15 A		202631OL	Drive Shaft			34	56		563					
	2014.07		6MT	F	R	Engine B38 A15 A		202632OL	Drive Shaft			34	56		920					
218 i (103 kw)	2018.03		6MT	F	L	Engine B38 A15 A		202631OL	Drive Shaft			34	56		563					
	2018.03		6MT	F	R	Engine B38 A15 A		202632OL	Drive Shaft			34	56		920					
220 d (120 kw)	2014.03		8AT	F	L	Engine B47 C20 A (-02.18), B47 C20 B (03.18-)	Diameter:25mm	202177OL	Drive Shaft			28	56		538					
220 d (140 kw)	2014.03		8AT	F	L	Engine B47 C20 A (-02.18), B47 C20 B (03.18-)	Diameter:25mm	202177OL	Drive Shaft			28	56		538					
220 d xDrive (120 kw)	2014.03		8AT	R	L/R	AWD Engine B47 C20 A (-02.18), B47 C20 B (03.18-)		202176OL	Drive Shaft			27	56		731					
	2014.03		8AT	F	L	AWD Engine B47 C20 A (-02.18), B47 C20 B (03.18-)	Diameter:25mm	202177OL	Drive Shaft			28	56		538					
	2014.03		8AT	F	R	AWD Engine B47 C20 A (-02.18), B47 C20 B (03.18-)		202633OL	Drive Shaft			35	56		499					
220 d xDrive (140 kw)	2014.03		8AT	R	L/R	AWD Engine B47 C20 A (-02.18), B47 C20 B (03.18-)		202176OL	Drive Shaft			27	56		731					
	2014.03		8AT	F	L	AWD Engine B47 C20 A (-02.18), B47 C20 B (03.18-)	Diameter:25mm	202177OL	Drive Shaft			28	56		538					
	2014.03		8AT	F	R	AWD Engine B47 C20 A (-02.18), B47 C20 B (03.18-)		202633OL	Drive Shaft			35	56		499					
220 i (120 kw)	2014.03		8AT	F	L	Engine B48 A20 A	Diameter:25mm	202177OL	Drive Shaft			28	56		538					
220 i (141 kw)	2014.03		8AT	F	L	Engine B48 A20 A, B48 A20 F (03.18-)		202177OL	Drive Shaft			28	56		538					
225 i (170 kw)	2013.11		8AT	F	L	Engine B48 A20 B	Diameter:25mm	202177OL	Drive Shaft			28	56		538					
225 i xDrive (170 kw)	2014.03		8AT	R	L/R	AWD Engine B48 A20 B		202176OL	Drive Shaft			27	56		731					
	2014.03		8AT	F	L	AWD Engine B48 A20 B	Diameter:25mm	202177OL	Drive Shaft			28	56		538					
	2014.03		8AT	F	R	AWD Engine B48 A20 B		202633OL	Drive Shaft			35	56		499					





	 YEAR	TRANSM.	F/R	L/R	DRIVE TYPE & ENGINE	REMARKS	GSP Ref.	 PRODUCT	 ABS	Technical Specifications										
										A	B	C	H	L						
BMW																				
2 Active Tourer Van (F45)																				
218 d (110 kw)	2014.07		8AT	F	L	Engine B47 C20 A (-02.18), B47 C20 B (03.18-)	Engine code:B47C20A	2021770L	Drive Shaft				28	56						538
218 i (103 kw)	2018.03		6MT	F	L	Engine B38 A15 A		2026310L	Drive Shaft				34	56						563
	2018.03		6MT	F	R	Engine B38 A15 A		2026320L	Drive Shaft				34	56						920
220 d (140 kw)	2014.11		8AT	F	L	Engine B47 C20 A (-02.18), B47 C20 B (03.18-)	Diameter:25mm	2021770L	Drive Shaft				28	56						538
2 Coupe (F22, F87)																				
218 d (100 kw)	2014.03	2015.06	6MT/8AT	R	L	Engine B47 D20 A (07.15-), N47 D20 C (03.14-06.15)		2050660L	Drive Shaft			28	27	57.2	71	743				
	2014.03	2015.06	6MT/8AT	R	R	Engine B47 D20 A (07.15-), N47 D20 C (03.14-06.15)		2050670L	Drive Shaft			28	27	57.2	71	796				
218 d (105 kw)	2014.03	2015.06	AT/MT	R	R	Engine N47 D20 C		2050670L	Drive Shaft			28	27	57.2	71	796				
	2014.03	2015.06	AT/MT	R	L	Engine N47 D20 C		2050660L	Drive Shaft			28	27	57.2	71	743				
218 d (110 kw)	2015.07		AT	R	L	Engine B47 D20 A		2050660L	Drive Shaft			28	27	57.2	71	743				
	2015.07		AT	R	R	Engine B47 D20 A		2050670L	Drive Shaft			28	27	57.2	71	796				
218 i (100 kw)	2015.03		6MT	R	L	Engine B38 B15 A		2050660L	Drive Shaft			28	27	57.2	71	743				
	2015.03		6MT	R	R	Engine B38 B15 A		2050670L	Drive Shaft			28	27	57.2	71	796				
220 d (120 kw)	2014.11		6MT/8AT	R	L	Engine B47 D20 A, N47 D20 C		2050660L	Drive Shaft			28	27	57.2	71	743				
	2014.11		6MT/8AT	R	R	Engine B47 D20 A, N47 D20 C		2050670L	Drive Shaft			28	27	57.2	71	796				
220 d (135 kw)	2012.10	2014.11	AT/MT	R	R	Engine N47 D20 C		2050670L	Drive Shaft			28	27	57.2	71	796				
	2012.10	2014.11	AT/MT	R	L	Engine N47 D20 C		2050660L	Drive Shaft			28	27	57.2	71	743				
220 d (140 kw)	2014.03		AT/MT	R	L	Engine B47 D20 A		2050660L	Drive Shaft			28	27	57.2	71	743				
	2014.03		AT/MT	R	R	Engine B47 D20 A		2050670L	Drive Shaft			28	27	57.2	71	796				
220 d (147 kw)	2012.10	2014.11	AT/MT	R	R	Engine N47 D20 C		2050670L	Drive Shaft			28	27	57.2	71	796				
	2012.10	2014.11	AT/MT	R	L	Engine N47 D20 C		2050660L	Drive Shaft			28	27	57.2	71	743				
220 d xDrive (120 kw)	2015.03		8AT	F	L	AWD Engine B47 D20 A		2020520L	Drive Shaft				27	56.8						550
	2015.03		8AT	R	L	AWD Engine B47 D20 A		2050660L	Drive Shaft			28	27	57.2	71	743				
	2015.03		8AT	F	R	AWD Engine B47 D20 A		2020530L	Drive Shaft				27	56.8						841
	2015.03		8AT	R	R	AWD Engine B47 D20 A		2050670L	Drive Shaft			28	27	57.2	71	796				
220 d xDrive (140 kw)	2014.06		8AT	F	L	AWD Engine B47 D20 A		2020520L	Drive Shaft				27	56.8						550
	2014.06		AT	R	L	AWD Engine B47 D20 A		2050660L	Drive Shaft			28	27	57.2	71	743				
	2014.06		AT	R	R	AWD Engine B47 D20 A		2050670L	Drive Shaft			28	27	57.2	71	796				
	2014.06		8AT	F	R	AWD Engine B47 D20 A		2020530L	Drive Shaft				27	56.8						841
220 i (135 kw)	2013.10		AT/MT	R	R	Engine N20 B20 A, N20 B20 B		2050670L	Drive Shaft			28	27	57.2	71	796				
	2013.10		AT/MT	R	L	Engine N20 B20 A, N20 B20 B		2050660L	Drive Shaft			28	27	57.2	71	743				
228 i (180 kw)	2014.07		AT/MT	F	L	Engine N20 B20 A, N26 B20 A		2020520L	Drive Shaft				27	56.8						550
	2014.07		AT/MT	F	R	Engine N20 B20 A, N26 B20 A		2020530L	Drive Shaft				27	56.8						841
	2014.07		AT/MT	R	R	Engine N20 B20 A, N26 B20 A		2050670L	Drive Shaft			28	27	57.2	71	796				
	2014.07		AT/MT	R	L	Engine N20 B20 A, N26 B20 A		2050660L	Drive Shaft			28	27	57.2	71	743				
230 i (185 kw)	2016.07		AT/MT	R	R	Engine B46 B20 B, B48 B20 B		2050670L	Drive Shaft			28	27	57.2	71	796				
	2016.07		AT/MT	R	L	Engine B46 B20 B, B48 B20 B		2050660L	Drive Shaft			28	27	57.2	71	743				
M 235 i xDrive (240 kw)	2014.07		8AT	F	L	AWD Engine N55 B30 A		2020520L	Drive Shaft				27	56.8						550
	2014.07		AT	R	R	AWD Engine N55 B30 A		2050670L	Drive Shaft			28	27	57.2	71	796				
	2014.07		AT	R	L	AWD Engine N55 B30 A		2050660L	Drive Shaft			28	27	57.2	71	743				
	2014.07		8AT	F	R	AWD Engine N55 B30 A		2020530L	Drive Shaft				27	56.8						841
M 240 i xDrive (250 kw)	2015.09		8AT	F	L	AWD Engine B58 B30 A		2020520L	Drive Shaft				27	56.8						550
	2015.09		8AT	R	R	AWD Engine B58 B30 A		2050670L	Drive Shaft			28	27	57.2	71	796				
	2015.09		8AT	F	R	AWD Engine B58 B30 A		2020530L	Drive Shaft				27	56.8						841
2 Gran Coupe (F44)																				
218 i (100 kw)	2020.11		6MT	F	R	Engine B38 A15 A		2026320L	Drive Shaft				34	56						920
	2020.11		6MT	F	L	Engine B38 A15 A		2026310L	Drive Shaft				34	56						563
218 i (103 kw)	2019.11		6MT	F	L	Engine B38 A15 A		2026310L	Drive Shaft				34	56						563
	2019.11		6MT	F	R	Engine B38 A15 A		2026320L	Drive Shaft				34	56						920
220 d xDrive (140 kw)	2020.07		8AT	R	L/R	AWD Engine B47 C20 B		2021760L	Drive Shaft				27	56						731
2 Gran Tourer (F46)																				
214 d (70 kw)	2015.07	2018.02	6MT	F	L	Engine B37 C15 A		2026310L	Drive Shaft				34	56						563
	2015.07	2018.02	6MT	F	R	Engine B37 C15 A		2026320L	Drive Shaft				34	56						920
216 i (75 kw)	2014.09	2018.02	6MT	F	L	Engine B38 A15 A		2026310L	Drive Shaft				34	56						563
	2014.09	2018.02	6MT	F	R	Engine B38 A15 A		2026320L	Drive Shaft				34	56						920
216 i (80 kw)	2018.03		6MT	F	L	Engine B38 A15 A		2026310L	Drive Shaft				34	56						563
	2018.03		6MT	F	R	Engine B38 A15 A		2026320L	Drive Shaft				34	56						920
218 d (100 kw)	2014.07		8AT	F	L	Engine B47 C20 A (-02.18), B47 C20 B (03.18-)	For Engine code:B47C20A.Diameter:25mm	2021770L	Drive Shaft				28	56						538
218 d (110 kw)	2014.07		8AT	F	L	Engine B47 C20 A (-02.18), B47 C20 B (03.18-)	Engine code:B47C20A	2021770L	Drive Shaft				28	56						538
218 d xDrive (100 kw)	2015.03		8AT	F	L	AWD Engine B47 C20 A (-02.18), B47 C20 B (03.18-)	For Engine code:B47C20A.Diameter:25mm	2021770L	Drive Shaft				28	56						538
	2015.03		6MT/8AT	R	L/R	AWD Engine B47 C20 A (-02.18), B47 C20 B (03.18-)		2021760L	Drive Shaft				27	56						731
	2015.03		6MT	F	R	AWD Engine B47 C20 A (-02.18), B47 C20 B (03.18-)		2026330L	Drive Shaft				35	56						499
	2015.03		8AT	F	R	AWD Engine B47 C20 A (-02.18), B47 C20 B (03.18-)	For Engine code:B47C20A	2026330L	Drive Shaft				35	56						499
218 d xDrive (110 kw)	2015.03		8AT	F	L	AWD Engine B47 C20 A (-02.18), B47 C20 B (03.18-)	For Engine code:B47C20A.Diameter:25mm	2021770L	Drive Shaft				28	56						538
	2015.03		6MT/8AT	R	L/R	AWD Engine B47 C20 A (-02.18), B47 C20 B (03.18-)		2021760L	Drive Shaft				27	56						731
	2015.03		6MT	F	R	AWD Engine B47 C20 A (-02.18), B47 C20 B (03.18-)		2026330L	Drive Shaft				35	56						499





	 YEAR	TRANSM.	F/R	L/R	DRIVE TYPE & ENGINE	REMARKS	GSP Ref.	 PRODUCT	 ABS	Technical Specifications					
										A	B	C	H	L	
BMW															
2 Gran Tourer (F46)															
218 d xDrive (110 kw)	2015.03	8AT	F	R	AWD Engine B47 C20 A (-02.18), B47 C20 B (03.18-)	For Engine code: B47C20A	2026330L	Drive Shaft			35	56		499	
218 i (100 kw)	2015.03	6MT	F	L	Engine B38 A15 A		2026310L	Drive Shaft			34	56		563	
	2015.03	6MT	F	R	Engine B38 A15 A		2026320L	Drive Shaft			34	56		920	
218 i (103 kw)	2017.04	6MT	F	L	Engine B38 A15 A		2026310L	Drive Shaft			34	56		563	
	2017.04	6MT	F	R	Engine B38 A15 A		2026320L	Drive Shaft			34	56		920	
220 d (120 kw)	2014.09	8AT	F	L	Engine B47 C20 A (-02.18), B47 C20 B (03.18-)	For Engine code: B47C20A Diameter:25mm	2021770L	Drive Shaft			28	56		538	
220 d (140 kw)	2014.09	8AT	F	L	Engine B47 C20 A (-02.18), B47 C20 B (03.18-)	For Engine code: B47C20A Diameter:25mm	2021770L	Drive Shaft			28	56		538	
220 d xDrive (120 kw)	2015.03	8AT	R	L/R	AWD Engine B47 C20 A (-02.18), B47 C20 B (03.18-)		2021760L	Drive Shaft			27	56		731	
	2015.03	8AT	F	L	AWD Engine B47 C20 A (-02.18), B47 C20 B (03.18-)	For Engine code: B47C20A Diameter:25mm	2021770L	Drive Shaft			28	56		538	
	2015.03	8AT	F	R	AWD Engine B47 C20 A (-02.18), B47 C20 B (03.18-)	For Engine code: B47C20A	2026330L	Drive Shaft			35	56		499	
220 d xDrive (140 kw)	2015.03	8AT	R	L/R	AWD Engine B47 C20 A (-02.18), B47 C20 B (03.18-)		2021760L	Drive Shaft			27	56		731	
	2015.03	8AT	F	L	AWD Engine B47 C20 A (-02.18), B47 C20 B (03.18-)	For Engine code: B47C20A Diameter:25mm	2021770L	Drive Shaft			28	56		538	
	2015.03	8AT	F	R	AWD Engine B47 C20 A (-02.18), B47 C20 B (03.18-)	For Engine code: B47C20A	2026330L	Drive Shaft			35	56		499	
220 i (120 kw)	2015.03	8AT	F	L	Engine B48 A20 A	Diameter:25mm	2021770L	Drive Shaft			28	56		538	
220 i (141 kw)	2015.03	8AT	F	L	Engine B48 A20 A	Diameter:25mm	2021770L	Drive Shaft			28	56		538	
2 Gran Tourer Van (F46)															
218 d (110 kw)	2014.07	8AT	F	L	Engine B47 C20 A (-02.18), B47 C20 B (03.18-)	Engine code: B47C20A	2021770L	Drive Shaft			28	56		538	
218 i (103 kw)	2018.03	6MT	F	L	Engine B38 A15 A		2026310L	Drive Shaft			34	56		563	
	2018.03	6MT	F	R	Engine B38 A15 A		2026320L	Drive Shaft			34	56		920	
220 d (140 kw)	2014.07	8AT	F	L	Engine B47 C20 A (-02.18), B47 C20 B (03.18-)	For Engine code: B47C20A Diameter:25mm	2021770L	Drive Shaft			28	56		538	
3 (E90)															
320 d (110 kw)	2004.12	2007.09	6MT/HT	R	R	Engine M47 D20 (204D4)	For government vehicles	2051340L	Drive Shaft		30		58.5	73	671
320 d (120 kw)	2004.12	2011.10	6AT/6MT/HT	R	R	-----	For police vehicles	2051340L	Drive Shaft		30		58.5	73	671
320 d (130 kw)	2007.09	2010.02	6AT/6MT	R	R	Engine N47 D20 A, N47 D20 C	For police vehicles	2051340L	Drive Shaft		30		58.5	73	671
320 d (135 kw)	2010.03	2011.10	6AT/6MT	R	R	Engine N47 D20 C	For police vehicles	2051340L	Drive Shaft		30		58.5	73	671
320 d xDrive (120 kw)	2008.09	2011.10	6AT/6MT	R	R	AWD Engine N47 D20 C		2051340L	Drive Shaft		30		58.5	73	671
320 d xDrive (130 kw)	2008.09	2010.02	6AT/6MT	R	R	AWD Engine N47 D20 A, N47 D20 C		2051340L	Drive Shaft		30		58.5	73	671
320 d xDrive (135 kw)	2010.03	2011.10	6AT/6MT	R	R	AWD Engine N47 D20 C		2051340L	Drive Shaft		30		58.5	73	671
325 d (145 kw)	2006.09	2010.02	AT	R	R	Engine M57 D30 (306D3)		2051340L	Drive Shaft		30		58.5	73	671
330 xd (170 kw)	2005.09	2008.08	AT/MT	R	R	AWD Engine M57 D30 (306D3)		2051340L	Drive Shaft		30		58.5	73	671
3 (E93)															
320 d (120 kw)	2008.01	2013.12	AT/MT	R	R	Engine N47 D20 C		2051340L	Drive Shaft		30		58.5	73	671
320 d (130 kw)	2008.03	2010.02	AT/MT	R	R	Engine N47 D20 A, N47 D20 C		2051340L	Drive Shaft		30		58.5	73	671
320 d (135 kw)	2010.03	2013.10	AT/MT	R	R	Engine N47 D20 C		2051340L	Drive Shaft		30		58.5	73	671
320 d (145 kw)	2007.09	2010.02	AT/MT	R	R	Engine N47 D20 A, N47 D20 C		2051340L	Drive Shaft		30		58.5	73	671
320 d (147 kw)	2010.03	2013.10	AT/MT	R	R	Engine N47 D20 C		2051340L	Drive Shaft		30		58.5	73	671
325 d (145 kw)	2007.03	2010.12	AT	R	R	Engine M57 D30 (306D3)		2051340L	Drive Shaft		30		58.5	73	671
325 d (155 kw)	2007.03	2010.12	AT/MT	R	R	Engine M57 D30 (306D3)		2051340L	Drive Shaft		30		58.5	73	671
3 (F30, F80)															
316 d (85 kw)	2012.03	2018.10	AT/MT	R	L	Engine B47 D20 A, N47 D20 C		2050660L	Drive Shaft		28	27	57.2	71	743
	2012.03	2018.10	AT/MT	R	R	Engine B47 D20 A, N47 D20 C		2050670L	Drive Shaft		28	27	57.2	71	796
316 i (100 kw)	2012.07	2016.08	MT	R	L	Engine N13 B16 A		2050660L	Drive Shaft		28	27	57.2	71	743
	2012.07	2016.08	MT/AT	R	R	Engine N13 B16 A		2050670L	Drive Shaft		28	27	57.2	71	796
318 d (100 kw)	2012.03	2018.10	AT/MT	R	R	Engine B47 D20 A, N47 D20 C		2050670L	Drive Shaft		28	27	57.2	71	796
	2012.03	2018.10	AT/MT	R	L	Engine B47 D20 A, N47 D20 C		2050660L	Drive Shaft		28	27	57.2	71	743
318 d (105 kw)	2012.03	2015.06	AT/MT	R	L	Engine N47 D20 C		2050660L	Drive Shaft		28	27	57.2	71	743
	2012.03	2015.06	AT/MT	R	R	Engine N47 D20 C		2050670L	Drive Shaft		28	27	57.2	71	796
318 d (110 kw)	2015.07	2018.10	AT/MT	R	L	Engine B47 D20 A		2050660L	Drive Shaft		28	27	57.2	71	743
	2015.07	2018.10	AT/MT	R	R	Engine B47 D20 A		2050670L	Drive Shaft		28	27	57.2	71	796
318 d xDrive (105 kw)	2013.07	2015.06	6MT	F	L	AWD Engine N47 D20 C		2020520L	Drive Shaft			27	56.8		550
	2013.07	2015.06	MT	R	R	AWD Engine N47 D20 C		2050670L	Drive Shaft		28	27	57.2	71	796
	2013.07	2015.06	MT	R	L	AWD Engine N47 D20 C		2050660L	Drive Shaft		28	27	57.2	71	743
	2013.07	2015.06	6MT	F	R	AWD Engine N47 D20 C		2020530L	Drive Shaft			27	56.8		841
318 d xDrive (110 kw)	2015.07	2018.02	6MT/8AT	F	L	AWD Engine B47 D20 A		2020520L	Drive Shaft			27	56.8		550
	2015.07	2018.02	AT/MT	R	L	AWD Engine B47 D20 A		2050660L	Drive Shaft		28	27	57.2	71	743
	2015.07	2018.02	AT/MT	R	R	AWD Engine B47 D20 A		2050670L	Drive Shaft		28	27	57.2	71	796
	2015.07	2018.02	6MT/8AT	F	R	AWD Engine B47 D20 A		2020530L	Drive Shaft			27	56.8		841
318 i (100 kw)	2015.07	2018.10	6MT	R	L	Engine B38 B15 A		2050660L	Drive Shaft		28	27	57.2	71	743
	2015.07	2018.10	6MT	R	R	Engine B38 B15 A		2050670L	Drive Shaft		28	27	57.2	71	796
320 d (120 kw)	2011.11	2018.10	AT/MT	R	L	Engine B47 D20 A, N47 D20 C		2050660L	Drive Shaft		28	27	57.2	71	743
	2011.11	2018.10	AT/MT	R	R	Engine B47 D20 A, N47 D20 C		2050670L	Drive Shaft		28	27	57.2	71	796
320 d (135 kw)	2011.11	2016.03	AT/MT	R	L	Engine N47 D20 C		2050660L	Drive Shaft		28	27	57.2	71	743
	2011.11	2016.03	AT/MT	R	R	Engine N47 D20 C		2050670L	Drive Shaft		28	27	57.2	71	796
320 d (140 kw)	2015.07	2018.10	AT/MT	R	L	Engine B47 D20 A		2050660L	Drive Shaft		28	27	57.2	71	743
	2015.07	2018.10	AT/MT	R	R	Engine B47 D20 A		2050670L	Drive Shaft		28	27	57.2	71	796
320 d (147 kw)	2011.11	2016.03	AT/MT	R	R	Engine N47 D20 C		2050670L	Drive Shaft		28	27	57.2	71	796





	 YEAR	TRANSM.	F/R	L/R	DRIVE TYPE & ENGINE	REMARKS	GSP Ref.	 PRODUCT	 ABS	Technical Specifications										
										A	B	C	H	L						
BMW																				
3 (F30, F80)																				
320 d (147 kw)	2011.11	2016.03	AT/MT	R	L	Engine N47 D20 C		2050660L	Drive Shaft		28	27	57.2	71	743					
320 d xDrive (120 kw)	2012.08	2018.10	6MT/8AT	F	L	AWD Engine B47 D20 A, N47 D20 C		2020520L	Drive Shaft			27	56.8		550					
	2012.08	2018.10	AT/MT	R	R	AWD Engine B47 D20 A, N47 D20 C		2050670L	Drive Shaft		28	27	57.2	71	796					
	2012.08	2018.10	AT/MT	R	L	AWD Engine B47 D20 A, N47 D20 C		2050660L	Drive Shaft		28	27	57.2	71	743					
	2012.08	2018.10	6MT/8AT	F	R	AWD Engine B47 D20 A, N47 D20 C		2020530L	Drive Shaft			27	56.8		841					
320 d xDrive (135 kw)	2012.08	2015.06	8AT/6MT	R	L	AWD Engine N47 D20 C		2050660L	Drive Shaft		28	27	57.2	71	743					
	2012.08	2015.06	8AT/6MT	R	R	AWD Engine N47 D20 C		2050670L	Drive Shaft		28	27	57.2	71	796					
	2012.08	2015.06	8AT/6MT	F	L	AWD Engine N47 D20 C		2020520L	Drive Shaft			27	56.8		550					
	2012.08	2015.06	8AT/6MT	F	R	AWD Engine N47 D20 C		2020530L	Drive Shaft			27	56.8		841					
320 d xDrive (140 kw)	2015.07	2018.10	AT/MT	R	L	AWD Engine B47 D20 A		2050660L	Drive Shaft		28	27	57.2	71	743					
	2015.07	2018.10	AT/MT	R	R	AWD Engine B47 D20 A		2050670L	Drive Shaft		28	27	57.2	71	796					
	2015.07	2018.10	AT/MT	F	L	AWD Engine B47 D20 A		2020520L	Drive Shaft			27	56.8		550					
	2015.07	2018.10	AT/MT	F	R	AWD Engine B47 D20 A		2020530L	Drive Shaft			27	56.8		841					
320 d xDrive (147 kw)	2012.08	2015.06	6MT/8AT	F	L	AWD Engine N47 D20 C		2020520L	Drive Shaft			27	56.8		550					
	2012.08	2015.06	AT/MT	R	R	AWD Engine N47 D20 C		2050670L	Drive Shaft		28	27	57.2	71	796					
	2012.08	2015.06	AT/MT	R	L	AWD Engine N47 D20 C		2050660L	Drive Shaft		28	27	57.2	71	743					
	2012.08	2015.06	6MT/8AT	F	R	AWD Engine N47 D20 C		2020530L	Drive Shaft			27	56.8		841					
320 i (125 kw)	2012.11	2016.06	MT	R	R	Engine N13 B16 A		2050670L	Drive Shaft		28	27	57.2	71	796					
	2012.11	2016.06	MT	R	L	Engine N13 B16 A		2050660L	Drive Shaft		28	27	57.2	71	743					
320 i (135 kw)	2012.03	2018.10	6MT	R	L	Engine N20 B20 A, N20 B20 B, N20 B20 D		2050660L	Drive Shaft		28	27	57.2	71	743					
	2012.03	2018.10	6MT	R	R	Engine N20 B20 A, N20 B20 B, N20 B20 D		2050670L	Drive Shaft		28	27	57.2	71	796					
	2015.07	2018.10	MT	R	L	Engine B48 B20 A		2050660L	Drive Shaft		28	27	57.2	71	743					
	2015.07	2018.10	MT	R	R	Engine B48 B20 A		2050670L	Drive Shaft		28	27	57.2	71	796					
320 i xDrive (135 kw)	2012.07	2018.10	6MT/8AT	F	R	AWD Engine N20 B20 A, N20 B20 B		2020530L	Drive Shaft			27	56.8		841					
	2012.07	2018.10	6MT/8AT	F	L	AWD Engine N20 B20 A, N20 B20 B		2020520L	Drive Shaft			27	56.8		550					
	2012.07	2018.10	MT	R	R	AWD Engine N20 B20 A, N20 B20 B		2050670L	Drive Shaft		28	27	57.2	71	796					
	2012.07	2018.10	MT	R	L	AWD Engine N20 B20 A, N20 B20 B		2050660L	Drive Shaft		28	27	57.2	71	743					
	2015.07	2018.10	6MT/8AT	F	R	AWD Engine B48 B20 A		2020530L	Drive Shaft			27	56.8		841					
	2015.07	2018.10	6MT/8AT	F	L	AWD Engine B48 B20 A		2020520L	Drive Shaft			27	56.8		550					
	2015.07	2018.10	MT	R	L	AWD Engine B48 B20 A		2050660L	Drive Shaft		28	27	57.2	71	743					
	2015.07	2018.10	MT	R	R	AWD Engine B48 B20 A		2050670L	Drive Shaft		28	27	57.2	71	796					
328 i (180 kw)	2011.11	2018.10	MT	R	R	Engine N20 B20 A, N20 B20 C (01-13-07-10), N26 B20 A (03-12-06-10)		2050670L	Drive Shaft		28	27	57.2	71	796					
	2011.11	2018.10	MT	R	L	Engine N20 B20 A, N20 B20 C (01-13-07-10), N26 B20 A (03-12-06-10)		2050660L	Drive Shaft		28	27	57.2	71	743					
328 i xDrive (180 kw)	2012.07	2016.08	6MT/8AT	F	R	AWD Engine N20 B20 A, N26 B20 A		2020530L	Drive Shaft			27	56.8		841					
	2012.07	2016.08	6MT/8AT	F	L	AWD Engine N20 B20 A, N26 B20 A		2020520L	Drive Shaft			27	56.8		550					
	2012.07	2016.08	MT	R	R	AWD Engine N20 B20 A, N26 B20 A		2050670L	Drive Shaft		28	27	57.2	71	796					
	2012.07	2016.08	MT	R	L	AWD Engine N20 B20 A, N26 B20 A		2050660L	Drive Shaft		28	27	57.2	71	743					
330 d xDrive (190 kw)	2013.03	2018.10	8AT	F	R	AWD Engine N57 D30 A		2020530L	Drive Shaft			27	56.8		841					
	2013.03	2018.10	8AT	F	L	AWD Engine N57 D30 A		2020520L	Drive Shaft			27	56.8		550					
330 d xDrive (210 kw)	2013.03	2018.10	8AT	F	R	AWD Engine N57 D30 A		2020530L	Drive Shaft			27	56.8		841					
	2013.03	2018.10	8AT	F	L	AWD Engine N57 D30 A		2020520L	Drive Shaft			27	56.8		550					
	2013.03	2018.10	8AT	F	R	AWD Engine N57 D30 A		2020530L	Drive Shaft			27	56.8		841					
330 e (135 kw)	2015.11	2018.10	8AT	R	R	Engine B48 B20 A		2050670L	Drive Shaft		28	27	57.2	71	796					
	2015.11	2018.10	8AT	R	L	Engine B48 B20 A		2050660L	Drive Shaft		28	27	57.2	71	743					
330 e (185 kw)	2015.11	2018.10	AT	R	R	Engine B48 B20 A		2050670L	Drive Shaft		28	27	57.2	71	796					
	2015.11	2018.10	AT	R	L	Engine B48 B20 A		2050660L	Drive Shaft		28	27	57.2	71	743					
330 i (185 kw)	2015.07	2018.10	MT	R	L	Engine B48 B20 B (07-16-), B48 B20 B		2050660L	Drive Shaft		28	27	57.2	71	743					
	2015.07	2018.10	MT	R	R	Engine B48 B20 B (07-16-), B48 B20 B		2050670L	Drive Shaft		28	27	57.2	71	796					
330 i xDrive (185 kw)	2015.07	2018.10	8AT	F	R	AWD Engine B48 B20 B (07-16-), B48 B20 B		2020530L	Drive Shaft			27	56.8		841					
	2015.07	2018.10	8AT	F	L	AWD Engine B48 B20 B (07-16-), B48 B20 B		2020520L	Drive Shaft			27	56.8		550					
335 d xDrive (230 kw)	2013.07	2018.10	8AT	F	R	AWD Engine N57 D30 B		2020530L	Drive Shaft			27	56.8		841					
	2013.07	2018.10	8AT	F	L	AWD Engine N57 D30 B		2020520L	Drive Shaft			27	56.8		550					
335 i (225 kw)	2011.11	2015.07	AT	R	R	Engine N55 B30 A		2050670L	Drive Shaft		28	27	57.2	71	796					
	2011.11	2015.07	AT	R	L	Engine N55 B30 A		2050660L	Drive Shaft		28	27	57.2	71	743					
335 i (240 kw)	2011.11	2013.06	AT	R	R	Engine N55 B30 A		2050670L	Drive Shaft		28	27	57.2	71	796					
	2011.11	2013.06	AT	R	L	Engine N55 B30 A		2050660L	Drive Shaft		28	27	57.2	71	743					
335 i (250 kw)	2013.07	2015.07	AT	R	R	Engine N55 B30 A		2050670L	Drive Shaft		28	27	57.2	71	796					
	2013.07	2015.07	AT	R	L	Engine N55 B30 A		2050660L	Drive Shaft		28	27	57.2	71	743					
335 i xDrive (225 kw)	2012.07	2015.07	AT/MT	F	R	AWD Engine N55 B30 A		2020530L	Drive Shaft			27	56.8		841					
	2012.07	2015.07	8AT	R	L	AWD Engine N55 B30 A		2050660L	Drive Shaft		28	27	57.2	71	743					
	2012.07	2015.07	8AT	R	R	AWD Engine N55 B30 A		2050670L	Drive Shaft		28	27	57.2	71	796					
335 i xDrive (240 kw)	2012.07	2013.06	AT	R	R	AWD Engine N55 B30 A		2050670L	Drive Shaft		28	27	57.2	71	796					
	2012.07	2013.06	AT	R	L	AWD Engine N55 B30 A		2050660L	Drive Shaft		28	27	57.2	71	743					
335 i xDrive (250 kw)	2013.07	2015.07	AT/MT	R	R	AWD Engine N55 B30 A		2050670L	Drive Shaft		28	27	57.2	71	796					
	2013.07	2015.07	AT/MT	R	L	AWD Engine N55 B30 A		2050660L	Drive Shaft		28	27	57.2	71	743					
340 i xDrive (240 kw)	2015.07	2018.10	6MT/8AT	F	R	AWD Engine B58 B30 A		2020530L	Drive Shaft			27	56.8		841					
	2015.07	2018.10	AT/MT	R	L	AWD Engine B58 B30 A		2050660L	Drive Shaft		28									





	 YEAR		TRANSM.	F/R	L/R	DRIVE TYPE & ENGINE	REMARKS	GSP Ref.	 PRODUCT	 ABS	Technical Specifications					
	A	B									C	H	L			
BMW																
3 (F30, F80)																
340 i xDrive (240 kw)	2015.07	2018.10	6MT/8AT	F	L	AWD Engine B58 B30 A		2020520L	Drive Shaft			27	56.8		550	
	2015.07	2018.10	AT/MT	R	R	AWD Engine B58 B30 A		2050670L	Drive Shaft			28	27	57.2	71	796
340 i xDrive (265 kw)	2015.07	2018.10	AT/MT	R	R	AWD Engine B58 B30 A		2050670L	Drive Shaft			28	27	57.2	71	796
	2015.07	2018.10	6MT/8AT	F	R	AWD Engine B58 B30 A		2020530L	Drive Shaft			27	56.8		841	
	2015.07	2018.10	6MT/8AT	F	L	AWD Engine B58 B30 A		2020520L	Drive Shaft			27	56.8		550	
	2015.07	2018.10	AT/MT	R	L	AWD Engine B58 B30 A		2050660L	Drive Shaft			28	27	57.2	71	743
	2015.07	2018.10	AT/MT	R	R	AWD Engine B58 B30 A		2050670L	Drive Shaft			28	27	57.2	71	796
ActiveHybrid (225 kw)	2012.07	2015.06	8AT	R	R	Engine N55 B30 A		2050670L	Drive Shaft			28	27	57.2	71	796
	2012.07	2015.06	8AT	R	L	Engine N55 B30 A		2050660L	Drive Shaft			28	27	57.2	71	743
ActiveHybrid (250 kw)	2012.07	2015.06	8AT	R	R	Engine N55 B30 A		2050670L	Drive Shaft			28	27	57.2	71	796
	2012.07	2015.06	8AT	R	L	Engine N55 B30 A		2050660L	Drive Shaft			28	27	57.2	71	743
3 Coupe (E92)																
320 d xDrive (120 kw)	2008.09	2013.06	AT/MT	R	R	AWD Engine N47 D20 C		2051340L	Drive Shaft			30		58.5	73	671
320 d xDrive (135 kw)	2010.03	2013.06	6AT/6MT	R	R	AWD Engine N47 D20 C		2051340L	Drive Shaft			30		58.5	73	671
320 d xDrive (147 kw)	2010.03	2013.06	AT/MT	R	R	AWD Engine N47 D20 C		2051340L	Drive Shaft			30		58.5	73	671
325 d (145 kw)	2007.02	2010.02	AT/MT	R	R	Engine M57 D30 (306D3)		2051340L	Drive Shaft			30		58.5	73	671
330 xd (170 kw)	2006.03	2008.08	AT/MT	R	R	AWD Engine M57 D30 (306D3)		2051340L	Drive Shaft			30		58.5	73	671
3 Gran Turismo (F34)																
318 d (100 kw)	2013.03	2015.06	AT/MT	R	L	Engine B47 D20 A (07.15-), N47 D20 C (-06.15)		2050660L	Drive Shaft			28	27	57.2	71	743
	2013.03	2015.06	AT/MT	R	R	Engine B47 D20 A (07.15-), N47 D20 C (-06.15)		2050670L	Drive Shaft			28	27	57.2	71	796
318 d (105 kw)	2013.03	2015.06	6MT/8AT	R	R	Engine N47 D20 C		2050670L	Drive Shaft			28	27	57.2	71	796
	2013.03	2015.06	6MT/8AT	R	L	Engine N47 D20 C		2050660L	Drive Shaft			28	27	57.2	71	743
318 d (110 kw)	2015.07		AT/MT	R	L	Engine B47 D20 A		2050660L	Drive Shaft			28	27	57.2	71	743
	2015.07		AT/MT	R	R	Engine B47 D20 A		2050670L	Drive Shaft			28	27	57.2	71	796
320 d (120 kw)	2013.03	2015.06	AT/MT	R	R	Engine B47 D20 A (07.15-), N47 D20 C (-06.15)		2050670L	Drive Shaft			28	27	57.2	71	796
	2013.03	2015.06	AT/MT	R	L	Engine B47 D20 A (07.15-), N47 D20 C (-06.15)		2050660L	Drive Shaft			28	27	57.2	71	743
320 d (135 kw)	2013.03	2015.06	6MT/8AT	R	L	Engine N47 D20 C		2050660L	Drive Shaft			28	27	57.2	71	743
	2013.03	2015.06	6MT/8AT	R	R	Engine N47 D20 C		2050670L	Drive Shaft			28	27	57.2	71	796
320 d (140 kw)	2015.07		AT/MT	R	L	Engine B47 D20 A		2050660L	Drive Shaft			28	27	57.2	71	743
	2015.07		AT/MT	R	R	Engine B47 D20 A		2050670L	Drive Shaft			28	27	57.2	71	796
320 d (147 kw)	2013.03	2015.06	AT/MT	R	L	Engine N47 D20 C		2050660L	Drive Shaft			28	27	57.2	71	743
	2013.03	2015.06	AT/MT	R	R	Engine N47 D20 C		2050670L	Drive Shaft			28	27	57.2	71	796
320 d xDrive (120 kw)	2013.07	2015.06	AT/MT	F	L	AWD Engine B47 D20 A (07.15-), N47 D20 C (-06.15)		2020520L	Drive Shaft			27	56.8		550	
	2013.07	2015.06	AT/MT	R	R	AWD Engine B47 D20 A (07.15-), N47 D20 C (-06.15)		2050670L	Drive Shaft			28	27	57.2	71	796
	2013.07	2015.06	AT/MT	R	L	AWD Engine B47 D20 A (07.15-), N47 D20 C (-06.15)		2050660L	Drive Shaft			28	27	57.2	71	743
	2013.07	2015.06	AT/MT	F	R	AWD Engine B47 D20 A (07.15-), N47 D20 C (-06.15)		2020530L	Drive Shaft			27	56.8		841	
320 d xDrive (135 kw)	2013.07	2015.06	AT/MT	F	L	AWD Engine N47 D20 C		2020520L	Drive Shaft			27	56.8		550	
	2013.07	2015.06	AT/MT	R	R	AWD Engine N47 D20 C		2050670L	Drive Shaft			28	27	57.2	71	796
	2013.07	2015.06	AT/MT	R	L	AWD Engine N47 D20 C		2050660L	Drive Shaft			28	27	57.2	71	743
	2013.07	2015.06	AT/MT	F	R	AWD Engine N47 D20 C		2020530L	Drive Shaft			27	56.8		841	
320 d xDrive (140 kw)	2015.07		AT/MT	F	L	AWD Engine B47 D20 A		2020520L	Drive Shaft			27	56.8		550	
	2015.07		AT/MT	R	L	AWD Engine B47 D20 A		2050660L	Drive Shaft			28	27	57.2	71	743
	2015.07		AT/MT	R	R	AWD Engine B47 D20 A		2050670L	Drive Shaft			28	27	57.2	71	796
	2015.07		AT/MT	F	R	AWD Engine B47 D20 A		2020530L	Drive Shaft			27	56.8		841	
320 d xDrive (147 kw)	2013.07	2015.06	AT/MT	F	L	AWD Engine N47 D20 C		2020520L	Drive Shaft			27	56.8		550	
	2013.07	2015.06	AT/MT	R	R	AWD Engine N47 D20 C		2050670L	Drive Shaft			28	27	57.2	71	796
	2013.07	2015.06	AT/MT	R	L	AWD Engine N47 D20 C		2050660L	Drive Shaft			28	27	57.2	71	743
	2013.07	2015.06	AT/MT	F	R	AWD Engine N47 D20 C		2020530L	Drive Shaft			27	56.8		841	
320 i (120 kw)	2013.03	2016.06	MT	R	L	Engine N20 B20 A, N20 B20 B		2050660L	Drive Shaft			28	27	57.2	71	743
	2013.03	2016.06	MT	R	R	Engine N20 B20 A, N20 B20 B		2050670L	Drive Shaft			28	27	57.2	71	796
320 i (135 kw)	2013.03	2016.06	MT	R	R	Engine N20 B20 A, N20 B20 B		2050670L	Drive Shaft			28	27	57.2	71	796
	2013.03	2016.06	MT	R	L	Engine N20 B20 A, N20 B20 B		2050660L	Drive Shaft			28	27	57.2	71	743
320 i xDrive (120 kw)	2013.07	2016.06	AT/MT	F	R	AWD Engine N20 B20 A, N20 B20 B		2020530L	Drive Shaft			27	56.8		841	
	2013.07	2016.06	AT/MT	F	L	AWD Engine N20 B20 A, N20 B20 B		2020520L	Drive Shaft			27	56.8		550	
	2013.07	2016.06	MT	R	L	AWD Engine N20 B20 A, N20 B20 B		2050660L	Drive Shaft			28	27	57.2	71	743
	2013.07	2016.06	MT	R	R	AWD Engine N20 B20 A, N20 B20 B		2050670L	Drive Shaft			28	27	57.2	71	796
320 i xDrive (135 kw)	2012.11	2016.06	MT	R	R	AWD Engine N20 B20 A, N20 B20 B		2050670L	Drive Shaft			28	27	57.2	71	796
	2012.11	2016.06	MT	R	L	AWD Engine N20 B20 A, N20 B20 B		2050660L	Drive Shaft			28	27	57.2	71	743
328 i (180 kw)	2013.03	2016.06	MT	R	R	Engine N20 B20 A, N26 B20 A (07.14-06.15)		2050670L	Drive Shaft			28	27	57.2	71	796
	2013.03	2016.06	MT	R	L	Engine N20 B20 A, N26 B20 A (07.14-06.15)		2050660L	Drive Shaft			28	27	57.2	71	743
328 i xDrive (180 kw)	2013.07	2016.06	AT	F	R	AWD Engine N20 B20 A, N26 B20 A (07.14-)		2020530L	Drive Shaft			27	56.8		841	
	2013.07	2016.06	AT	F	L	AWD Engine N20 B20 A, N26 B20 A (07.14-)		2020520L	Drive Shaft			27	56.8		550	
330 d xDrive (190 kw)	2014.03		AT	F	R	AWD Engine N57 D30 A		2020530L	Drive Shaft			27	56.8		841	
	2014.03		AT	F	L	AWD Engine N57 D30 A		2020520L	Drive Shaft			27	56.8		550	
330 d xDrive (210 kw)	2014.03		AT	F	R	AWD Engine N57 D30 A		2020530L	Drive Shaft			27	56.8		841	
	2014.03		AT	F	L	AWD Engine N57 D30 A		2020520L	Drive Shaft			27	56.8		550	
330 i xDrive (183 kw)	2016.07		8AT	F	R	AWD Engine B48 B20 B		2020530L	Drive Shaft			27	56.8		841	





	 YEAR	TRANSM.	F/R	L/R	DRIVE TYPE & ENGINE	REMARKS	GSP Ref.	 PRODUCT	 ABS	Technical Specifications				
										A	B	C	H	L
BMW														
3 Gran Turismo (F34)														
330 i xDrive (183 kw)	2016.07	8AT	F	L	AWD Engine B48 B20 B		2020520L	Drive Shaft		27	56.8		550	
330 i xDrive (185 kw)	2016.07	8AT	F	R	AWD Engine B46 B20 B (-06.19), B48 B20 B		2020530L	Drive Shaft		27	56.8		841	
	2016.07	8AT	F	L	AWD Engine B46 B20 B (-06.19), B48 B20 B		2020520L	Drive Shaft		27	56.8		550	
335 d xDrive (230 kw)	2014.03	AT	F	R	AWD Engine N57 D30 B		2020530L	Drive Shaft		27	56.8		841	
	2014.03	AT	F	L	AWD Engine N57 D30 B		2020520L	Drive Shaft		27	56.8		550	
335 i (225 kw)	2013.03 2016.06	AT	R	R	Engine N55 B30 A		2050670L	Drive Shaft	28	27	57.2	71	796	
	2013.03 2016.06	AT	R	L	Engine N55 B30 A		2050660L	Drive Shaft	28	27	57.2	71	743	
335 i (240 kw)	2013.03 2014.03	AT	R	R	Engine N55 B30 A		2050670L	Drive Shaft	28	27	57.2	71	796	
	2013.03 2014.03	AT	R	L	Engine N55 B30 A		2050660L	Drive Shaft	28	27	57.2	71	743	
335 i (250 kw)	2014.04 2016.06	AT	R	R	Engine N55 B30 A		2050670L	Drive Shaft	28	27	57.2	71	796	
	2014.04 2016.06	AT	R	L	Engine N55 B30 A		2050660L	Drive Shaft	28	27	57.2	71	743	
335 i xDrive (225 kw)	2013.07 2016.06	AT	F	R	AWD Engine N55 B30 A		2020530L	Drive Shaft		27	56.8		841	
	2013.07 2016.06	AT	F	L	AWD Engine N55 B30 A		2020520L	Drive Shaft		27	56.8		550	
	2013.07 2016.06	AT	R	R	AWD Engine N55 B30 A		2050670L	Drive Shaft	28	27	57.2	71	796	
	2013.07 2016.06	AT	R	L	AWD Engine N55 B30 A		2050660L	Drive Shaft	28	27	57.2	71	743	
335 i xDrive (240 kw)	2013.03 2014.03	AT	F	R	AWD Engine N55 B30 A		2020530L	Drive Shaft		27	56.8		841	
	2013.03 2014.03	AT	F	L	AWD Engine N55 B30 A		2020520L	Drive Shaft		27	56.8		550	
	2013.03 2014.03	AT	R	R	AWD Engine N55 B30 A		2050670L	Drive Shaft	28	27	57.2	71	796	
	2013.03 2014.03	AT	R	L	AWD Engine N55 B30 A		2050660L	Drive Shaft	28	27	57.2	71	743	
335 i xDrive (250 kw)	2014.04 2016.06	AT	F	R	AWD Engine N55 B30 A		2020530L	Drive Shaft		27	56.8		841	
	2014.04 2016.06	AT	F	L	AWD Engine N55 B30 A		2020520L	Drive Shaft		27	56.8		550	
	2014.04 2016.06	AT	R	R	AWD Engine N55 B30 A		2050670L	Drive Shaft	28	27	57.2	71	796	
	2014.04 2016.06	AT	R	L	AWD Engine N55 B30 A		2050660L	Drive Shaft	28	27	57.2	71	743	
340 i xDrive (240 kw)	2016.07	8AT	F	R	AWD Engine B58 B30 A		2020530L	Drive Shaft		27	56.8		841	
	2016.07	8AT	R	R	AWD Engine B58 B30 A		2050670L	Drive Shaft	28	27	57.2	71	796	
	2016.07	8AT	F	L	AWD Engine B58 B30 A		2020520L	Drive Shaft		27	56.8		550	
340 i xDrive (265 kw)	2016.07	8AT	F	R	AWD Engine B58 B30 A		2020530L	Drive Shaft		27	56.8		841	
	2016.07	8AT	R	R	AWD Engine B58 B30 A		2050670L	Drive Shaft	28	27	57.2	71	796	
	2016.07	8AT	F	L	AWD Engine B58 B30 A		2020520L	Drive Shaft		27	56.8		550	
3 Touring (E91)														
316 d (85 kw)	2009.09 2012.06	6MT	R	R	Engine N47 D20 C	For increased payload	2051340L	Drive Shaft	30	58.5	73	671		
318 d (100 kw)	2007.07 2012.06	6AT/6MT	R	R	Engine N47 D20 A (-08.08), N47 D20 C (09.09-)	Not for increased payload/Not for increased payload	2051340L	Drive Shaft	30	58.5	73	671		
318 d (105 kw)	2007.09 2012.06	6AT/6MT	R	R	Engine N47 D20 A, N47 D20 C	Not for increased payload/Not for increased payload	2051340L	Drive Shaft	30	58.5	73	671		
318 d (90 kw)	2005.09 2007.08	6MT	R	R	Engine M47 D20 (204D4)		2051340L	Drive Shaft	30	58.5	73	671		
320 d (110 kw)	2004.12 2007.08	6AT/6MT	R	R	Engine M47 D20 (204D4)		2051340L	Drive Shaft	30	58.5	73	671		
320 d (120 kw)	2005.06 2012.06	6AT/6MT/HT	R	R			2051340L	Drive Shaft	30	58.5	73	671		
320 d (130 kw)	2007.02 2010.12	6AT/6MT/HT	R	R	Engine N47 D20 A, N47 D20 C		2051340L	Drive Shaft	30	58.5	73	671		
320 d (135 kw)	2010.03 2012.05	6AT/6MT	R	R	Engine N47 D20 C	For increased payload/For vehicles with active steering	2051340L	Drive Shaft	30	58.5	73	671		
320 d (145 kw)	2007.02 2010.02	6AT/6MT	R	R	Engine N47 D20 A, N47 D20 C		2051340L	Drive Shaft	30	58.5	73	671		
320 d (147 kw)	2010.03 2012.05	6AT/6MT	R	R	Engine N47 D20 C	For increased payload/For vehicles with active steering	2051340L	Drive Shaft	30	58.5	73	671		
320 d xDrive (120 kw)	2009.07 2012.06	6AT/6MT	R	R	AWD Engine N47 D20 C		2051340L	Drive Shaft	30	58.5	73	671		
320 d xDrive (135 kw)	2010.03 2012.06	AT/MT	R	R	AWD Engine N47 D20 C		2051340L	Drive Shaft	30	58.5	73	671		
320 d xDrive (145 kw)	2008.02 2010.02	AT/MT	R	R	AWD Engine N47 D20 C		2051340L	Drive Shaft	30	58.5	73	671		
320 d xDrive (147 kw)	2010.03 2012.05	AT/MT	R	R	AWD Engine N47 D20 C		2051340L	Drive Shaft	30	58.5	73	671		
325 d (145 kw)	2006.09 2012.06	AT	R	R	Engine M57 D30 (306D3)		2051340L	Drive Shaft	30	58.5	73	671		
330 xd (170 kw)	2005.09 2012.06	AT/MT	R	R	AWD Engine M57 D30 (306D3)		2051340L	Drive Shaft	30	58.5	73	671		
3 Touring (F31)														
316 d (85 kw)	2012.11 2019.06	AT/MT	R	L	Engine B47 D20 A, N47 D20 C		2050660L	Drive Shaft	28	27	57.2	71	743	
	2012.11 2019.06	AT/MT	R	R	Engine B47 D20 A, N47 D20 C		2050670L	Drive Shaft	28	27	57.2	71	796	
316 i (100 kw)	2013.03 2015.06	MT	R	R	Engine N13 B16 A		2050670L	Drive Shaft	28	27	57.2	71	796	
	2013.03 2015.06	MT	R	L	Engine N13 B16 A		2050660L	Drive Shaft	28	27	57.2	71	743	
318 d (100 kw)	2012.11 2019.06	6MT/8AT	R	L	Engine B47 D20 A, N47 D20 C		2050660L	Drive Shaft	28	27	57.2	71	743	
	2012.11 2019.06	6MT/8AT	R	R	Engine B47 D20 A, N47 D20 C		2050670L	Drive Shaft	28	27	57.2	71	796	
318 d (105 kw)	2012.11 2015.06	6MT/8AT	R	L	Engine N47 D20 C		2050660L	Drive Shaft	28	27	57.2	71	743	
	2012.11 2015.06	6MT/8AT	R	R	Engine N47 D20 C		2050670L	Drive Shaft	28	27	57.2	71	796	
318 d (110 kw)	2015.07 2019.06	AT/MT	R	L	Engine B47 D20 A		2050660L	Drive Shaft	28	27	57.2	71	743	
	2015.07 2019.06	AT/MT	R	R	Engine B47 D20 A		2050670L	Drive Shaft	28	27	57.2	71	796	
318 d xDrive (105 kw)	2013.07 2015.06	6MT	F	L	AWD Engine N47 D20 C		2020520L	Drive Shaft		27	56.8		550	
	2013.07 2015.06	MT	R	R	AWD Engine N47 D20 C		2050670L	Drive Shaft	28	27	57.2	71	796	
	2013.07 2015.06	MT	R	L	AWD Engine N47 D20 C		2050660L	Drive Shaft	28	27	57.2	71	743	
	2013.07 2015.06	6MT	F	R	AWD Engine N47 D20 C		2020530L	Drive Shaft		27	56.8		841	
318 d xDrive (110 kw)	2015.07 2018.02	6MT	F	L	AWD Engine B47 D20 A		2020520L	Drive Shaft		27	56.8		550	
	2015.07 2018.02	MT	R	L	AWD Engine B47 D20 A		2050660L	Drive Shaft	28	27	57.2	71	743	
	2015.07 2018.02	MT	R	R	AWD Engine B47 D20 A		2050670L	Drive Shaft	28	27	57.2	71	796	
	2015.07 2018.02	6MT	F	R	AWD Engine B47 D20 A		2020530L	Drive Shaft		27	56.8		841	
318 i (100 kw)	2015.07 2019.06	MT	R	L	Engine B38 B15 A		2050660L	Drive Shaft	28	27	57.2	71	743	





	 YEAR	TRANSM.	F/R	L/R	DRIVE TYPE & ENGINE	REMARKS	GSP Ref.	 PRODUCT	 ABS	Technical Specifications					
										A	B	C	H	L	
BMW															
3 Touring (F31)															
318 i (100 kw)	2015.07	2019.06	MT	R	R	Engine B38 B15 A		2050670L	Drive Shaft		28	27	57.2	71	796
320 d (120 kw)	2012.07	2019.06	AT/MT	R	L	Engine B47 D20 A, N47 D20 C		2050660L	Drive Shaft		28	27	57.2	71	743
	2012.07	2019.06	AT/MT	R	R	Engine B47 D20 A, N47 D20 C		2050670L	Drive Shaft		28	27	57.2	71	796
320 d (135 kw)	2012.07	2016.02	AT/MT	R	L	Engine N47 D20 C		2050660L	Drive Shaft		28	27	57.2	71	743
	2012.07	2016.02	AT/MT	R	R	Engine N47 D20 C		2050670L	Drive Shaft		28	27	57.2	71	796
320 d (140 kw)	2015.07	2019.06	AT/MT	R	L	Engine B47 D20 A		2050660L	Drive Shaft		28	27	57.2	71	743
	2015.07	2019.06	AT/MT	R	R	Engine B47 D20 A		2050670L	Drive Shaft		28	27	57.2	71	796
320 d (147 kw)	2012.07	2016.02	AT/MT	R	R	Engine N47 D20 C		2050670L	Drive Shaft		28	27	57.2	71	796
	2012.07	2016.02	AT/MT	R	L	Engine N47 D20 C		2050660L	Drive Shaft		28	27	57.2	71	743
320 d xDrive (120 kw)	2013.03	2019.06	6MT/8AT	F	L	AWD Engine B47 D20 A (07-15-), N47 D20 C (1-06-16)		2020520L	Drive Shaft				27	56.8	550
	2013.03	2019.06	6MT/8AT	R	L	AWD Engine B47 D20 A (07-15-), N47 D20 C (1-06-16)		2050660L	Drive Shaft		28	27	57.2	71	743
	2013.03	2019.06	6MT/8AT	R	R	AWD Engine B47 D20 A (07-15-), N47 D20 C (1-06-16)		2050670L	Drive Shaft		28	27	57.2	71	796
320 d xDrive (135 kw)	2013.03	2019.06	6MT/8AT	F	R	AWD Engine B47 D20 A (07-15-), N47 D20 C (1-06-16)		2020530L	Drive Shaft				27	56.8	841
	2013.03	2015.06	AT/MT	R	L	AWD Engine N47 D20 C		2050660L	Drive Shaft		28	27	57.2	71	743
	2013.03	2015.06	AT/MT	R	R	AWD Engine N47 D20 C		2050670L	Drive Shaft		28	27	57.2	71	796
	2013.03	2015.06	AT/MT	F	L	AWD Engine N47 D20 C		2020520L	Drive Shaft				27	56.8	550
320 d xDrive (140 kw)	2013.03	2015.06	AT/MT	F	R	AWD Engine N47 D20 C		2020530L	Drive Shaft				27	56.8	841
	2015.07	2019.06	AT/MT	R	L	AWD Engine B47 D20 A		2050660L	Drive Shaft		28	27	57.2	71	743
	2015.07	2019.06	AT/MT	R	R	AWD Engine B47 D20 A		2050670L	Drive Shaft		28	27	57.2	71	796
	2015.07	2019.06	AT/MT	F	L	AWD Engine B47 D20 A		2020520L	Drive Shaft				27	56.8	550
320 d xDrive (147 kw)	2015.07	2019.06	AT/MT	F	R	AWD Engine B47 D20 A		2020530L	Drive Shaft				27	56.8	841
	2013.03	2015.06	6MT/8AT	F	R	AWD Engine N47 D20 C		2020530L	Drive Shaft				27	56.8	841
	2013.03	2015.06	6MT/8AT	F	L	AWD Engine N47 D20 C		2020520L	Drive Shaft				27	56.8	550
	2013.03	2015.06	AT/MT	R	R	AWD Engine N47 D20 C		2050670L	Drive Shaft		28	27	57.2	71	796
320 i (120 kw)	2013.03	2015.06	AT/MT	R	L	AWD Engine N47 D20 C		2050660L	Drive Shaft		28	27	57.2	71	743
	2013.03	2015.06	AT/MT	R	R	AWD Engine N47 D20 C		2050670L	Drive Shaft		28	27	57.2	71	796
320 i (120 kw)	2012.11	2015.06	AT	R	R	Engine N20 B20 B	Date from:2013.01	2050670L	Drive Shaft		28	27	57.2	71	796
320 i (135 kw)	2012.11	2015.06	6MT	R	R	Engine N20 B20 B		2050670L	Drive Shaft		28	27	57.2	71	796
	2012.11	2015.06	6MT	R	L	Engine N20 B20 B		2050660L	Drive Shaft		28	27	57.2	71	743
320 i xDrive (120 kw)	2013.03	2015.06	6MT/8AT	F	R	AWD Engine N20 B20 B		2020530L	Drive Shaft				27	56.8	841
	2013.03	2015.06	6MT/8AT	F	L	AWD Engine N20 B20 B		2020520L	Drive Shaft				27	56.8	550
	2013.03	2015.06	6MT	R	R	AWD Engine N20 B20 B		2050670L	Drive Shaft		28	27	57.2	71	796
	2013.03	2015.06	6MT	R	L	AWD Engine N20 B20 B		2050660L	Drive Shaft		28	27	57.2	71	743
320 i xDrive (135 kw)	2013.03	2015.06	6MT/8AT	F	R	AWD Engine N20 B20 B		2020530L	Drive Shaft				27	56.8	841
	2013.03	2015.06	6MT/8AT	F	L	AWD Engine N20 B20 B		2020520L	Drive Shaft				27	56.8	550
	2013.03	2015.06	6MT	R	R	AWD Engine N20 B20 B		2050670L	Drive Shaft		28	27	57.2	71	796
	2013.03	2015.06	6MT	R	L	AWD Engine N20 B20 B		2050660L	Drive Shaft		28	27	57.2	71	743
	2015.07	2019.06	6MT/8AT	F	R	AWD Engine B48 B20 A		2020530L	Drive Shaft				27	56.8	841
	2015.07	2019.06	6MT/8AT	F	L	AWD Engine B48 B20 A		2020520L	Drive Shaft				27	56.8	550
	2015.07	2019.06	MT	R	L	AWD Engine B48 B20 A		2050660L	Drive Shaft		28	27	57.2	71	743
	2015.07	2019.06	MT	R	R	AWD Engine B48 B20 A		2050670L	Drive Shaft		28	27	57.2	71	796
328 i (180 kw)	2012.07	2015.06	MT	R	R	Engine N20 B20 A		2050670L	Drive Shaft		28	27	57.2	71	796
	2012.07	2015.06	MT	R	L	Engine N20 B20 A		2050660L	Drive Shaft		28	27	57.2	71	743
328 i xDrive (180 kw)	2013.03	2016.06	6MT/8AT	F	R	AWD Engine N20 B20 A		2020530L	Drive Shaft				27	56.8	841
	2013.03	2016.06	6MT/8AT	F	L	AWD Engine N20 B20 A		2020520L	Drive Shaft				27	56.8	550
	2013.03	2016.06	MT	R	R	AWD Engine N20 B20 A		2050670L	Drive Shaft		28	27	57.2	71	796
	2013.03	2016.06	MT	R	L	AWD Engine N20 B20 A		2050660L	Drive Shaft		28	27	57.2	71	743
330 d xDrive (190 kw)	2013.03	2019.06	8AT	F	L	AWD Engine N57 D30 A		2020520L	Drive Shaft				27	56.8	550
	2013.03	2019.06	8AT	F	R	AWD Engine N57 D30 A		2020530L	Drive Shaft				27	56.8	841
330 d xDrive (210 kw)	2013.03	2019.06	8AT	F	R	AWD Engine N57 D30 A		2020530L	Drive Shaft				27	56.8	841
	2013.03	2019.06	8AT	F	L	AWD Engine N57 D30 A		2020520L	Drive Shaft				27	56.8	550
330 i (185 kw)	2015.07	2019.06	MT	R	L	Engine B48 B20 A		2050660L	Drive Shaft		28	27	57.2	71	743
	2015.07	2019.06	MT	R	R	Engine B48 B20 A		2050670L	Drive Shaft		28	27	57.2	71	796
330 i xDrive (185 kw)	2015.07	2019.06	8AT	F	R	AWD Engine B48 B20 A, B48 B20 B		2020530L	Drive Shaft				27	56.8	841
	2015.07	2019.06	8AT	F	L	AWD Engine B48 B20 A, B48 B20 B		2020520L	Drive Shaft				27	56.8	550
335 d xDrive (230 kw)	2013.11	2019.06	8AT	F	R	AWD Engine N57 D30 B		2020530L	Drive Shaft				27	56.8	841
	2013.11	2019.06	8AT	F	L	AWD Engine N57 D30 B		2020520L	Drive Shaft				27	56.8	550
335 i (225 kw)	2013.03	2015.06	AT	R	R	Engine N55 B30 A		2050670L	Drive Shaft		28	27	57.2	71	796
	2013.03	2015.06	AT	R	L	Engine N55 B30 A		2050660L	Drive Shaft		28	27	57.2	71	743
335 i (240 kw)	2013.03	2013.06	AT	R	R	Engine N55 B30 A		2050670L	Drive Shaft		28	27	57.2	71	796
	2013.03	2013.06	AT	R	L	Engine N55 B30 A		2050660L	Drive Shaft		28	27	57.2	71	743
335 i (250 kw)	2013.07	2015.06	AT	R	R	Engine N55 B30 A		2050670L	Drive Shaft		28	27	57.2	71	796
	2013.07	2015.06	AT	R	L	Engine N55 B30 A		2050660L	Drive Shaft		28	27	57.2	71	743
335 i xDrive (225 kw)	2013.03	2015.06	8AT	F	R	AWD Engine N55 B30 A		2020530L	Drive Shaft				27	56.8	841
	2013.03	2015.06	8AT	F	L	AWD Engine N55 B30 A		2020520L	Drive Shaft				27	56.8	550
	2013.03	2015.06	AT	R	R	AWD Engine N55 B30 A		2050670L	Drive Shaft		28	27	57.2	71	796
	2013.03	2015.06	AT	R	L	AWD Engine N55 B30 A		2050660L	Drive Shaft		28	27	57.2	71	743





	 YEAR	TRANSM.	F/R	L/R	DRIVE TYPE & ENGINE	REMARKS	GSP Ref.	 PRODUCT	 ABS	Technical Specifications				
										A	B	C	H	L
BMW														
3 Touring (F31)														
335i xDrive (240 kw)	2013.03	2013.06	8AT	F	R	AWD Engine N55 B30 A		2020530L	Drive Shaft		27	56.8		841
	2013.03	2013.06	8AT	F	L	AWD Engine N55 B30 A		2020520L	Drive Shaft		27	56.8		550
	2013.03	2013.06	AT	R	R	AWD Engine N55 B30 A		2050670L	Drive Shaft	28	27	57.2	71	796
	2013.03	2013.06	AT	R	L	AWD Engine N55 B30 A		2050660L	Drive Shaft	28	27	57.2	71	743
335i xDrive (250 kw)	2013.07	2015.06	8AT	F	R	AWD Engine N55 B30 A		2020530L	Drive Shaft		27	56.8		841
	2013.07	2015.06	8AT	F	L	AWD Engine N55 B30 A		2020520L	Drive Shaft		27	56.8		550
	2013.07	2015.06	AT	R	R	AWD Engine N55 B30 A		2050670L	Drive Shaft	28	27	57.2	71	796
	2013.07	2015.06	AT	R	L	AWD Engine N55 B30 A		2050660L	Drive Shaft	28	27	57.2	71	743
340i xDrive (240 kw)	2015.07	2019.06	8AT	F	R	AWD Engine B58 B30 A		2020530L	Drive Shaft		27	56.8		841
	2015.07	2019.06	AT	R	L	AWD Engine B58 B30 A		2050660L	Drive Shaft	28	27	57.2	71	743
	2015.07	2019.06	8AT	F	L	AWD Engine B58 B30 A		2020520L	Drive Shaft		27	56.8		550
	2015.07	2019.06	AT	R	R	AWD Engine B58 B30 A		2050670L	Drive Shaft	28	27	57.2	71	796
340i xDrive (265 kw)	2015.07	2019.06	AT/MT	R	R	AWD Engine B58 B30 A		2050670L	Drive Shaft	28	27	57.2	71	796
	2015.07	2019.06	8AT	F	R	AWD Engine B58 B30 A		2020530L	Drive Shaft		27	56.8		841
	2015.07	2019.06	8AT	F	L	AWD Engine B58 B30 A		2020520L	Drive Shaft		27	56.8		550
	2015.07	2019.06	AT/MT	R	L	AWD Engine B58 B30 A		2050660L	Drive Shaft	28	27	57.2	71	743
3 Touring Van (F31)														
330d xDrive (190 kw)	2013.03	2019.06	8AT	F	R	AWD Engine N57 D30 A		2020530L	Drive Shaft		27	56.8		841
	2013.03	2019.06	8AT	F	L	AWD Engine N57 D30 A		2020520L	Drive Shaft		27	56.8		550
330i (185 kw)	2015.07	2019.06	6MT	R	R	Engine B48 B20 A		2050670L	Drive Shaft	28	27	57.2	71	796
	2015.07	2019.06	6MT	R	L	Engine B48 B20 A		2050660L	Drive Shaft	28	27	57.2	71	743
4 (F33, F83)														
420d (120 kw)	2013.11		6MT/8AT	R	R	Engine B47 D20 A (07.15-), N47 D20 C (-06.15)		2050670L	Drive Shaft	28	27	57.2	71	796
	2013.11		6MT/8AT	R	L	Engine B47 D20 A (07.15-), N47 D20 C (-06.15)		2050660L	Drive Shaft	28	27	57.2	71	743
420d (135 kw)	2013.10	2015.06	AT/MT	R	R	Engine N47 D20 C		2050670L	Drive Shaft	28	27	57.2	71	796
	2013.10	2015.06	AT/MT	R	L	Engine N47 D20 C		2050660L	Drive Shaft	28	27	57.2	71	743
420d (140 kw)	2015.07		6MT/8AT	R	L	Engine B47 D20 A		2050660L	Drive Shaft	28	27	57.2	71	743
	2015.07		6MT/8AT	R	R	Engine B47 D20 A		2050670L	Drive Shaft	28	27	57.2	71	796
420d (147 kw)	2013.10	2015.06	AT/MT	R	L	Engine N47 D20 C		2050660L	Drive Shaft	28	27	57.2	71	743
	2013.10	2015.06	AT/MT	R	R	Engine N47 D20 C		2050670L	Drive Shaft	28	27	57.2	71	796
420i (120 kw)	2014.07	2016.02	MT	R	R	Engine N20 B20 B		2050670L	Drive Shaft	28	27	57.2	71	796
	2014.07	2016.02	MT	R	L	Engine N20 B20 B		2050660L	Drive Shaft	28	27	57.2	71	743
420i (135 kw)	2014.07	2016.02	MT	R	R	Engine N20 B20 B		2050670L	Drive Shaft	28	27	57.2	71	796
	2014.07	2016.02	MT	R	L	Engine N20 B20 B		2050660L	Drive Shaft	28	27	57.2	71	743
428i (180 kw)	2013.11	2017.02	MT	R	R	Engine N20 B20 A (-02.16), N26 B20 A (-02.17)		2050670L	Drive Shaft	28	27	57.2	71	796
	2013.11	2017.02	MT	R	L	Engine N20 B20 A (-02.16), N26 B20 A (-02.17)		2050660L	Drive Shaft	28	27	57.2	71	743
428i xDrive (180 kw)	2014.03	2016.02	6MT/8AT	F	R	AWD Engine N20 B20 A (-02.16), N26 B20 A		2020530L	Drive Shaft		27	56.8		841
	2014.03	2016.02	6MT/8AT	F	L	AWD Engine N20 B20 A (-02.16), N26 B20 A		2020520L	Drive Shaft		27	56.8		550
430i (185 kw)	2016.03		6MT	R	R	Engine B46 B20 B (07.16-), B48 B20 B (03.16-)	Diameter:35mm	2050670L	Drive Shaft	28	27	57.2	71	796
	2016.03		6MT	R	L	Engine B46 B20 B (07.16-), B48 B20 B (03.16-)		2050660L	Drive Shaft	28	27	57.2	71	743
430i xDrive (185 kw)	2016.03		8AT	F	R	430i Engine B46 B20 B (07.16-), B48 B20 B (03.16-)		2020530L	Drive Shaft		27	56.8		841
	2016.03		8AT	F	L	430i Engine B46 B20 B (07.16-), B48 B20 B (03.16-)		2020520L	Drive Shaft		27	56.8		550
435d xDrive (230 kw)	2014.07		8AT	F	R	AWD Engine N57 D30 B		2020530L	Drive Shaft		27	56.8		841
	2014.07		8AT	F	L	AWD Engine N57 D30 B		2020520L	Drive Shaft		27	56.8		550
435i (225 kw)	2013.11	2016.02	AT	R	R	Engine N55 B30 A		2050670L	Drive Shaft	28	27	57.2	71	796
	2013.11	2016.02	AT	R	L	Engine N55 B30 A		2050660L	Drive Shaft	28	27	57.2	71	743
435i (250 kw)	2013.11	2016.02	AT	R	L	Engine N55 B30 A		2050660L	Drive Shaft	28	27	57.2	71	743
	2013.11	2016.02	AT	R	R	Engine N55 B30 A		2050670L	Drive Shaft	28	27	57.2	71	796
435i xDrive (225 kw)	2014.07	2016.02	6MT/8AT	F	R	AWD Engine N55 B30 A		2020530L	Drive Shaft		27	56.8		841
	2014.07	2016.02	6MT/8AT	F	L	AWD Engine N55 B30 A		2020520L	Drive Shaft		27	56.8		550
	2014.07	2016.02	AT/MT	R	R	AWD Engine N55 B30 A		2050670L	Drive Shaft	28	27	57.2	71	796
	2014.07	2016.02	AT/MT	R	L	AWD Engine N55 B30 A		2050660L	Drive Shaft	28	27	57.2	71	743
435i xDrive (250 kw)	2014.07	2016.02	AT/MT	R	L	AWD Engine N55 B30 A		2050660L	Drive Shaft	28	27	57.2	71	743
	2014.07	2016.02	6MT/8AT	F	R	AWD Engine N55 B30 A		2020530L	Drive Shaft		27	56.8		841
	2014.07	2016.02	6MT/8AT	F	L	AWD Engine N55 B30 A		2020520L	Drive Shaft		27	56.8		550
	2014.07	2016.02	AT/MT	R	R	AWD Engine N55 B30 A		2050670L	Drive Shaft	28	27	57.2	71	796
440i xDrive (240 kw)	2016.03		8AT	R	R	AWD Engine B58 B30 A		2050670L	Drive Shaft	28	27	57.2	71	796
	2016.03		8AT	F	R	AWD Engine B58 B30 A		2020530L	Drive Shaft		27	56.8		841
	2016.03		8AT	R	L	AWD Engine B58 B30 A		2050660L	Drive Shaft	28	27	57.2	71	743
	2016.03		8AT	F	L	AWD Engine B58 B30 A		2020520L	Drive Shaft		27	56.8		550
440i xDrive (265 kw)	2016.03		8AT	R	R	AWD Engine B58 B30 A		2050670L	Drive Shaft	28	27	57.2	71	796
	2016.03		8AT	F	R	AWD Engine B58 B30 A		2020530L	Drive Shaft		27	56.8		841
	2016.03		8AT	R	L	AWD Engine B58 B30 A		2050660L	Drive Shaft	28	27	57.2	71	743
	2016.03		8AT	F	L	AWD Engine B58 B30 A		2020520L	Drive Shaft		27	56.8		550
4 Coupe (F32, F82)														
418d (100 kw)	2015.03	2017.10	AT/MT	R	R	Engine B47 D20 A		2050670L	Drive Shaft	28	27	57.2	71	796





	 YEAR	TRANSM.	F/R	L/R	DRIVE TYPE & ENGINE	REMARKS	GSP Ref.	 PRODUCT	 ABS	Technical Specifications					
										A	B	C	H	L	
										BMW					
4 Coupe (F32, F82)															
418 d (100 kw)	2015.03	2017.10	AT/MT	R	L	Engine B47 D20 A		2050660L	Drive Shaft		28	27	57.2	71	743
418 d (110 kw)	2015.03	2017.10	AT/MT	R	L	Engine B47 D20 A		2050660L	Drive Shaft		28	27	57.2	71	743
	2015.03	2017.10	AT/MT	R	R	Engine B47 D20 A		2050670L	Drive Shaft		28	27	57.2	71	796
418 i (100 kw)	2016.03		6MT	R	R	Engine B38 B15 A		2050670L	Drive Shaft		28	27	57.2	71	796
	2016.03		6MT	R	L	Engine B38 B15 A		2050660L	Drive Shaft		28	27	57.2	71	743
420 d (120 kw)	2013.07	2015.02	6MT/8AT	R	R	Engine B47 D20 A (03.15-), N47 D20 C (-02.15)		2050670L	Drive Shaft		28	27	57.2	71	796
	2013.07	2015.02	6MT/8AT	R	L	Engine B47 D20 A (03.15-), N47 D20 C (-02.15)		2050660L	Drive Shaft		28	27	57.2	71	743
420 d (135 kw)	2013.07	2015.02	AT/MT	R	R	Engine N47 D20 C		2050670L	Drive Shaft		28	27	57.2	71	796
	2013.07	2015.02	AT/MT	R	L	Engine N47 D20 C		2050660L	Drive Shaft		28	27	57.2	71	743
420 d (140 kw)	2015.03		AT/MT	R	L	Engine B47 D20 A		2050660L	Drive Shaft		28	27	57.2	71	743
	2015.03		AT/MT	R	R	Engine B47 D20 A		2050670L	Drive Shaft		28	27	57.2	71	796
420 d (147 kw)	2013.07	2015.03	AT/MT	R	R	Engine N47 D20 C		2050670L	Drive Shaft		28	27	57.2	71	796
	2013.07	2015.03	AT/MT	R	L	Engine N47 D20 C		2050660L	Drive Shaft		28	27	57.2	71	743
420 d xDrive (120 kw)	2013.11		AT/MT	R	R	AWD Engine B47 D20 A (03.15-), N47 D20 C (-02.15)		2050670L	Drive Shaft		28	27	57.2	71	796
	2013.11		6MT/8AT	F	R	AWD Engine B47 D20 A (03.15-), N47 D20 C (-02.15)		2020530L	Drive Shaft			27	56.8		841
	2013.11		6MT/8AT	F	L	AWD Engine B47 D20 A (03.15-), N47 D20 C (-02.15)		2020520L	Drive Shaft			27	56.8		550
	2013.11		AT/MT	R	L	AWD Engine B47 D20 A (03.15-), N47 D20 C (-02.15)		2050660L	Drive Shaft		28	27	57.2	71	743
420 d xDrive (135 kw)	2013.11	2015.02	6MT/8AT	F	R	AWD Engine N47 D20 C		2020530L	Drive Shaft			27	56.8		841
	2013.11	2015.02	6MT/8AT	F	L	AWD Engine N47 D20 C		2020520L	Drive Shaft			27	56.8		550
	2013.11	2015.02	AT/MT	R	R	AWD Engine N47 D20 C		2050670L	Drive Shaft		28	27	57.2	71	796
	2013.11	2015.02	AT/MT	R	L	AWD Engine N47 D20 C		2050660L	Drive Shaft		28	27	57.2	71	743
420 d xDrive (140 kw)	2015.03		AT/MT	R	L	AWD Engine B47 D20 A		2050660L	Drive Shaft		28	27	57.2	71	743
	2015.03		6MT/8AT	F	R	AWD Engine B47 D20 A		2020530L	Drive Shaft			27	56.8		841
	2015.03		6MT/8AT	F	L	AWD Engine B47 D20 A		2020520L	Drive Shaft			27	56.8		550
	2015.03		AT/MT	R	R	AWD Engine B47 D20 A		2050670L	Drive Shaft		28	27	57.2	71	796
420 d xDrive (147 kw)	2013.11	2015.03	AT/MT	R	R	AWD Engine N47 D20 C		2050670L	Drive Shaft		28	27	57.2	71	796
	2013.11	2015.03	6MT/8AT	F	R	AWD Engine N47 D20 C		2020530L	Drive Shaft			27	56.8		841
	2013.11	2015.03	6MT/8AT	F	L	AWD Engine N47 D20 C		2020520L	Drive Shaft			27	56.8		550
	2013.11	2015.03	AT/MT	R	L	AWD Engine N47 D20 C		2050660L	Drive Shaft		28	27	57.2	71	743
420 i (120 kw)	2013.11	2017.02	MT	R	L	Engine N20 B20 A, N20 B20 B		2050660L	Drive Shaft		28	27	57.2	71	743
	2013.11	2017.02	MT	R	R	Engine N20 B20 A, N20 B20 B		2050670L	Drive Shaft		28	27	57.2	71	796
420 i (135 kw)	2013.11	2017.02	MT	R	R	Engine N20 B20 A, N20 B20 B		2050670L	Drive Shaft		28	27	57.2	71	796
	2013.11	2017.02	MT	R	L	Engine N20 B20 A, N20 B20 B		2050660L	Drive Shaft		28	27	57.2	71	743
420 i xDrive (120 kw)	2013.11	2016.02	6MT/8AT	F	R	AWD Engine N20 B20 A, N20 B20 B		2020530L	Drive Shaft			27	56.8		841
	2013.11	2016.02	MT	R	L	AWD Engine N20 B20 A, N20 B20 B		2050660L	Drive Shaft		28	27	57.2	71	743
	2013.11	2016.02	6MT/8AT	F	L	AWD Engine N20 B20 A, N20 B20 B		2020520L	Drive Shaft			27	56.8		550
	2013.11	2016.02	MT	R	R	AWD Engine N20 B20 A, N20 B20 B		2050670L	Drive Shaft		28	27	57.2	71	796
	2016.03		6MT/8AT	F	R	AWD Engine B48 B20 A		2020530L	Drive Shaft			27	56.8		841
	2016.03		6MT/8AT	F	L	AWD Engine B48 B20 A		2020520L	Drive Shaft			27	56.8		550
	2016.03		6MT	R	R	AWD Engine B48 B20 A		2050670L	Drive Shaft		28	27	57.2	71	796
	2016.03		6MT	R	L	AWD Engine B48 B20 A		2050660L	Drive Shaft		28	27	57.2	71	743
420 i xDrive (135 kw)	2013.11	2016.02	6MT/8AT	F	R	AWD Engine N20 B20 A, N20 B20 B		2020530L	Drive Shaft			27	56.8		841
	2013.11	2016.02	6MT/8AT	F	L	AWD Engine N20 B20 A, N20 B20 B		2020520L	Drive Shaft			27	56.8		550
	2013.11	2016.02	MT	R	R	AWD Engine N20 B20 A, N20 B20 B		2050670L	Drive Shaft		28	27	57.2	71	796
	2013.11	2016.02	MT	R	L	AWD Engine N20 B20 A, N20 B20 B		2050660L	Drive Shaft		28	27	57.2	71	743
	2016.03		6MT	R	R	AWD Engine B48 B20 A		2050670L	Drive Shaft		28	27	57.2	71	796
	2016.03		6MT/8AT	F	R	AWD Engine B48 B20 A		2020530L	Drive Shaft			27	56.8		841
	2016.03		6MT/8AT	F	L	AWD Engine B48 B20 A		2020520L	Drive Shaft			27	56.8		550
	2016.03		6MT	R	L	AWD Engine B48 B20 A		2050660L	Drive Shaft		28	27	57.2	71	743
428 i xDrive (180 kw)	2013.07	2016.02	6MT/8AT	F	R	AWD Engine N20 B20 A (-02.16), N26 B20 A		2020530L	Drive Shaft			27	56.8		841
	2013.07	2016.02	6MT/8AT	F	L	AWD Engine N20 B20 A (-02.16), N26 B20 A		2020520L	Drive Shaft			27	56.8		550
	2013.07	2016.02	MT	R	R	AWD Engine N20 B20 A (-02.16), N26 B20 A		2050670L	Drive Shaft		28	27	57.2	71	796
	2013.07	2016.02	MT	R	L	AWD Engine N20 B20 A (-02.16), N26 B20 A		2050660L	Drive Shaft		28	27	57.2	71	743
430 d (190 kw)	2013.11		AT	R	R	Engine N57 D30 A		2050670L	Drive Shaft		28	27	57.2	71	796
	2013.11		AT	R	L	Engine N57 D30 A		2050660L	Drive Shaft		28	27	57.2	71	743
430 d (210 kw)	2013.11		AT	R	L	Engine N57 D30 A		2050660L	Drive Shaft		28	27	57.2	71	743
	2013.11		AT	R	R	Engine N57 D30 A		2050670L	Drive Shaft		28	27	57.2	71	796
430 d xDrive (190 kw)	2014.03		8AT	F	R	AWD Engine N57 D30 A		2020530L	Drive Shaft			27	56.8		841
	2014.03		8AT	F	L	AWD Engine N57 D30 A		2020520L	Drive Shaft			27	56.8		550
430 d xDrive (210 kw)	2014.03		8AT	F	R	AWD Engine N57 D30 A		2020530L	Drive Shaft			27	56.8		841
	2014.03		8AT	F	L	AWD Engine N57 D30 A		2020520L	Drive Shaft			27	56.8		550
430 i (183 kw)	2016.03		6MT	R	R	Engine B48 B20 B		2050670L	Drive Shaft		28	27	57.2	71	796
	2016.03		6MT	R	L	Engine B48 B20 B		2050660L	Drive Shaft		28	27	57.2	71	743
430 i (185 kw)	2016.03		6MT	R	R	Engine B46 B20 B (07.16-), B48 B20 B		2050670L	Drive Shaft		28	27	57.2	71	796
	2016.03		6MT	R	L	Engine B46 B20 B (07.16-), B48 B20 B		2050660L	Drive Shaft		28	27	57.2	71	743
430 i xDrive (183 kw)	2016.03		8AT	F	R	AWD Engine B48 B20 B		2020530L	Drive Shaft			27	56.8		841





	 YEAR	TRANSM.	F/R	L/R	DRIVE TYPE & ENGINE	REMARKS	GSP Ref.	 PRODUCT	 ABS	Technical Specifications					
										A	B	C	H	L	
BMW															
4 Coupe (F32, F82)															
430 i xDrive (183 kw)	2016.03		8AT	F	L	AWD Engine B48 B20 B		2020520L	Drive Shaft			27	56.8		550
430 i xDrive (185 kw)	2016.03		8AT	F	R	AWD Engine B46 B20 B (07.16-), B48 B20 B		2020530L	Drive Shaft			27	56.8		841
	2016.03		8AT	F	L	AWD Engine B46 B20 B (07.16-), B48 B20 B		2020520L	Drive Shaft			27	56.8		550
435 d xDrive (230 kw)	2013.11	2020.12	8AT	F	R	AWD Engine N57 D30 B		2020530L	Drive Shaft			27	56.8		841
	2013.11	2020.12	8AT	F	L	AWD Engine N57 D30 B		2020520L	Drive Shaft			27	56.8		550
435 i (225 kw)	2013.07	2016.02	8AT	R	R	Engine N55 B30 A		2050670L	Drive Shaft		28	27	57.2	71	796
	2013.07	2016.02	8AT	R	L	Engine N55 B30 A		2050660L	Drive Shaft		28	27	57.2	71	743
435 i (250 kw)	2013.07	2016.02	8AT	R	R	Engine N55 B30 A		2050670L	Drive Shaft		28	27	57.2	71	796
	2013.07	2016.02	8AT	R	L	Engine N55 B30 A		2050660L	Drive Shaft		28	27	57.2	71	743
435 i xDrive (225 kw)	2013.07	2016.02	6MT/8AT	F	R	AWD Engine N55 B30 A		2020530L	Drive Shaft			27	56.8		841
	2013.07	2016.02	AT/MT	R	R	AWD Engine N55 B30 A		2050670L	Drive Shaft		28	27	57.2	71	796
	2013.07	2016.02	6MT/8AT	F	L	AWD Engine N55 B30 A		2020520L	Drive Shaft			27	56.8		550
	2013.07	2016.02	AT/MT	R	L	AWD Engine N55 B30 A		2050660L	Drive Shaft		28	27	57.2	71	743
435 i xDrive (250 kw)	2013.07	2016.02	6MT/8AT	F	R	AWD Engine N55 B30 A		2020530L	Drive Shaft			27	56.8		841
	2013.07	2016.02	6MT/8AT	F	L	AWD Engine N55 B30 A		2020520L	Drive Shaft			27	56.8		550
	2013.07	2016.02	AT/MT	R	R	AWD Engine N55 B30 A		2050670L	Drive Shaft		28	27	57.2	71	796
	2013.07	2016.02	AT/MT	R	L	AWD Engine N55 B30 A		2050660L	Drive Shaft		28	27	57.2	71	743
440 i xDrive (240 kw)	2016.03		6MT	R	R	AWD Engine B58 B30 A		2050670L	Drive Shaft		28	27	57.2	71	796
	2016.03		6MT/8AT	F	R	AWD Engine B58 B30 A		2020530L	Drive Shaft			27	56.8		841
	2016.03		6MT	R	L	AWD Engine B58 B30 A		2050660L	Drive Shaft		28	27	57.2	71	743
	2016.03		6MT/8AT	F	L	AWD Engine B58 B30 A		2020520L	Drive Shaft			27	56.8		550
440 i xDrive (265 kw)	2016.03		6MT	R	R	AWD Engine B58 B30 A		2050670L	Drive Shaft		28	27	57.2	71	796
	2016.03		6MT/8AT	F	R	AWD Engine B58 B30 A		2020530L	Drive Shaft			27	56.8		841
	2016.03		6MT	R	L	AWD Engine B58 B30 A		2050660L	Drive Shaft		28	27	57.2	71	743
	2016.03		6MT/8AT	F	L	AWD Engine B58 B30 A		2020520L	Drive Shaft			27	56.8		550
4 Gran Coupe (F36)															
418 d (100 kw)	2014.03	2015.06	6MT/8AT	R	R	Engine B47 D20 A (07.15-), N47 D20 C (-06.15)		2050670L	Drive Shaft		28	27	57.2	71	796
	2014.03	2015.06	6MT/8AT	R	L	Engine B47 D20 A (07.15-), N47 D20 C (-06.15)		2050660L	Drive Shaft		28	27	57.2	71	743
418 d (105 kw)	2014.03	2015.06	AT/MT	R	R	Engine N47 D20 C		2050670L	Drive Shaft		28	27	57.2	71	796
	2014.03	2015.06	AT/MT	R	L	Engine N47 D20 C		2050660L	Drive Shaft		28	27	57.2	71	743
418 d (110 kw)	2015.07		6MT/8AT	R	L	Engine B47 D20 A		2050660L	Drive Shaft		28	27	57.2	71	743
	2015.07		6MT/8AT	R	R	Engine B47 D20 A		2050670L	Drive Shaft		28	27	57.2	71	796
418 i (100 kw)	2015.07		MT	R	L	Engine B38 B15 A		2050660L	Drive Shaft		28	27	57.2	71	743
	2015.07		MT	R	R	Engine B38 B15 A		2050670L	Drive Shaft		28	27	57.2	71	796
420 d (120 kw)	2014.03	2015.02	6MT/8AT	R	R	Engine B47 D20 A (03.15-), N47 D20 C (-02.15)		2050670L	Drive Shaft		28	27	57.2	71	796
	2014.03	2015.02	6MT/8AT	R	L	Engine B47 D20 A (03.15-), N47 D20 C (-02.15)		2050660L	Drive Shaft		28	27	57.2	71	743
420 d (135 kw)	2014.03	2015.02	AT/MT	R	R	Engine N47 D20 C		2050670L	Drive Shaft		28	27	57.2	71	796
	2014.03	2015.02	AT/MT	R	L	Engine N47 D20 C		2050660L	Drive Shaft		28	27	57.2	71	743
420 d (140 kw)	2015.03		AT/MT	R	L	Engine B47 D20 A		2050660L	Drive Shaft		28	27	57.2	71	743
	2015.03		AT/MT	R	R	Engine B47 D20 A		2050670L	Drive Shaft		28	27	57.2	71	796
420 d (147 kw)	2014.03	2015.02	AT/MT	R	R	Engine N47 D20 C		2050670L	Drive Shaft		28	27	57.2	71	796
	2014.03	2015.02	AT/MT	R	L	Engine N47 D20 C		2050660L	Drive Shaft		28	27	57.2	71	743
420 d xDrive (120 kw)	2014.03	2015.02	6MT/8AT	R	R	AWD Engine B47 D20 A (03.15-), N47 D20 C (-02.15)		2050670L	Drive Shaft		28	27	57.2	71	796
	2014.03	2015.02	6MT/8AT	F	R	AWD Engine B47 D20 A (03.15-), N47 D20 C (-02.15)		2020530L	Drive Shaft			27	56.8		841
	2014.03	2015.02	6MT/8AT	F	L	AWD Engine B47 D20 A (03.15-), N47 D20 C (-02.15)		2020520L	Drive Shaft			27	56.8		550
	2014.03	2015.02	6MT/8AT	R	L	AWD Engine B47 D20 A (03.15-), N47 D20 C (-02.15)		2050660L	Drive Shaft		28	27	57.2	71	743
420 d xDrive (135 kw)	2014.03	2015.02	6MT/8AT	F	R	AWD Engine N47 D20 C		2020530L	Drive Shaft			27	56.8		841
	2014.03	2015.02	6MT/8AT	F	L	AWD Engine N47 D20 C		2020520L	Drive Shaft			27	56.8		550
	2014.03	2015.02	AT/MT	R	R	AWD Engine N47 D20 C		2050670L	Drive Shaft		28	27	57.2	71	796
	2014.03	2015.02	AT/MT	R	L	AWD Engine N47 D20 C		2050660L	Drive Shaft		28	27	57.2	71	743
420 d xDrive (140 kw)	2015.03		6MT/8AT	R	L	AWD Engine B47 D20 A		2050660L	Drive Shaft		28	27	57.2	71	743
	2015.03		6MT/8AT	R	R	AWD Engine B47 D20 A		2050670L	Drive Shaft		28	27	57.2	71	796
	2015.03		6MT/8AT	F	L	AWD Engine B47 D20 A		2020520L	Drive Shaft			27	56.8		550
	2015.03		6MT/8AT	F	R	AWD Engine B47 D20 A		2020530L	Drive Shaft			27	56.8		841
420 d xDrive (147 kw)	2014.03	2015.02	AT/MT	R	R	AWD Engine N47 D20 C		2050670L	Drive Shaft		28	27	57.2	71	796
	2014.03	2015.02	6MT/8AT	F	R	AWD Engine N47 D20 C		2020530L	Drive Shaft			27	56.8		841
	2014.03	2015.02	6MT/8AT	F	L	AWD Engine N47 D20 C		2020520L	Drive Shaft			27	56.8		550
	2014.03	2015.02	AT/MT	R	L	AWD Engine N47 D20 C		2050660L	Drive Shaft		28	27	57.2	71	743
420 i (120 kw)	2014.03	2017.02	MT	R	R	Engine N20 B20 B		2050670L	Drive Shaft		28	27	57.2	71	796
	2014.03	2017.02	MT	R	L	Engine N20 B20 B		2050660L	Drive Shaft		28	27	57.2	71	743
420 i (135 kw)	2016.03		8AT	R	R	Engine B48 B20 A	Not for Facelift, for left-hand drive vehicles; For Facelift	2050670L	Drive Shaft		28	27	57.2	71	796
	2014.03	2017.02	MT	R	R	Engine N20 B20 B		2050670L	Drive Shaft		28	27	57.2	71	796
	2014.03	2017.02	MT	R	L	Engine N20 B20 B		2050660L	Drive Shaft		28	27	57.2	71	743
	2016.03		AT/MT	F	L	Engine B48 B20 A		2020520L	Drive Shaft			27	56.8		550
	2016.03		AT/MT	F	R	Engine B48 B20 A		2020530L	Drive Shaft			27	56.8		841
2016.03		8AT	R	R	Engine B48 B20 A	Not for Facelift, for left-hand drive vehicles; For Facelift	2050670L	Drive Shaft		28	27	57.2	71	796	





	 YEAR	TRANSM.	F/R	L/R	DRIVE TYPE & ENGINE	REMARKS	GSP Ref.	 PRODUCT	 ABS	Technical Specifications				
										A	B	C	H	L
BMW														
4 Gran Coupe (F36)														
420 i xDrive (120 kw)	2014.07	2016.02	MT	R	R	AWD Engine N20 B20 B	2050670L	Drive Shaft		28	27	57.2	71	796
	2014.07	2016.02	6MT/8AT	F	R	AWD Engine N20 B20 B	2020530L	Drive Shaft			27	56.8		841
	2014.07	2016.02	MT	R	L	AWD Engine N20 B20 B	2050660L	Drive Shaft		28	27	57.2	71	743
	2014.07	2016.02	6MT/8AT	F	L	AWD Engine N20 B20 B	2020520L	Drive Shaft			27	56.8		550
	2016.03		6MT/8AT	F	R	AWD Engine B48 B20 A	2020530L	Drive Shaft			27	56.8		841
	2016.03		6MT/8AT	F	L	AWD Engine B48 B20 A	2020520L	Drive Shaft			27	56.8		550
	2016.03		6MT	R	R	AWD Engine B48 B20 A	2050670L	Drive Shaft		28	27	57.2	71	796
	2016.03		6MT	R	L	AWD Engine B48 B20 A	2050660L	Drive Shaft		28	27	57.2	71	743
420 i xDrive (135 kw)	2014.07	2016.02	6MT/8AT	F	R	AWD Engine N20 B20 B	2020530L	Drive Shaft			27	56.8		841
	2014.07	2016.02	6MT/8AT	F	L	AWD Engine N20 B20 B	2020520L	Drive Shaft			27	56.8		550
	2014.07	2016.02	MT	R	R	AWD Engine N20 B20 B	2050670L	Drive Shaft		28	27	57.2	71	796
	2014.07	2016.02	MT	R	L	AWD Engine N20 B20 B	2050660L	Drive Shaft		28	27	57.2	71	743
	2016.03		6MT	R	R	AWD Engine B48 B20 A	2050670L	Drive Shaft		28	27	57.2	71	796
	2016.03		6MT/8AT	F	R	AWD Engine B48 B20 A	2020530L	Drive Shaft			27	56.8		841
	2016.03		6MT/8AT	F	L	AWD Engine B48 B20 A	2020520L	Drive Shaft			27	56.8		550
	2016.03		6MT	R	L	AWD Engine B48 B20 A	2050660L	Drive Shaft		28	27	57.2	71	743
428 i (180 kw)	2014.03	2016.06	MT	R	R	Engine N20 B20 A, N26 B20 A	2050670L	Drive Shaft		28	27	57.2	71	796
	2014.03	2016.06	MT	R	L	Engine N20 B20 A, N26 B20 A	2050660L	Drive Shaft		28	27	57.2	71	743
428 i xDrive (180 kw)	2014.03	2016.02	6MT/8AT	F	R	AWD Engine N20 B20 A, N26 B20 A	2020530L	Drive Shaft			27	56.8		841
	2014.03	2016.02	6MT/8AT	F	L	AWD Engine N20 B20 A, N26 B20 A	2020520L	Drive Shaft			27	56.8		550
430 d xDrive (190 kw)	2014.07		8AT	F	R	AWD Engine N57 D30 A	2020530L	Drive Shaft			27	56.8		841
	2014.07		8AT	F	L	AWD Engine N57 D30 A	2020520L	Drive Shaft			27	56.8		550
430 d xDrive (210 kw)	2014.07		8AT	F	R	AWD Engine N57 D30 A	2020530L	Drive Shaft			27	56.8		841
	2014.07		8AT	F	L	AWD Engine N57 D30 A	2020520L	Drive Shaft			27	56.8		550
430 i (185 kw)	2016.03		6MT	R	R	Engine B46 B20 B (07.16-), B48 B20 B	2050670L	Drive Shaft		28	27	57.2	71	796
	2016.03		6MT	R	L	Engine B46 B20 B (07.16-), B48 B20 B	2050660L	Drive Shaft		28	27	57.2	71	743
430 i xDrive (183 kw)	2016.03		8AT	F	R	AWD Engine B48 B20 B	2020530L	Drive Shaft			27	56.8		841
	2016.03		8AT	F	L	AWD Engine B48 B20 B	2020520L	Drive Shaft			27	56.8		550
430 i xDrive (185 kw)	2016.03		8AT	F	R	AWD Engine B46 B20 B (07.16-), B48 B20 B	2020530L	Drive Shaft			27	56.8		841
	2016.03		8AT	F	L	AWD Engine B46 B20 B (07.16-), B48 B20 B	2020520L	Drive Shaft			27	56.8		550
435 d xDrive (230 kw)	2014.07		8AT	F	R	AWD Engine N57 D30 B	2020530L	Drive Shaft			27	56.8		841
	2014.07		8AT	F	L	AWD Engine N57 D30 B	2020520L	Drive Shaft			27	56.8		550
435 i (225 kw)	2014.03	2016.02	AT	R	R	Engine N55 B30 A	2050670L	Drive Shaft		28	27	57.2	71	796
	2014.03	2016.02	AT	R	L	Engine N55 B30 A	2050660L	Drive Shaft		28	27	57.2	71	743
435 i (250 kw)	2014.03	2016.02	AT	R	R	Engine N55 B30 A	2050670L	Drive Shaft		28	27	57.2	71	796
	2014.03	2016.02	AT	R	L	Engine N55 B30 A	2050660L	Drive Shaft		28	27	57.2	71	743
435 i xDrive (225 kw)	2014.07	2016.02	6MT/8AT	F	R	AWD Engine N55 B30 A	2020530L	Drive Shaft			27	56.8		841
	2014.07	2016.02	6MT/8AT	F	L	AWD Engine N55 B30 A	2020520L	Drive Shaft			27	56.8		550
	2014.07	2016.02	AT/MT	R	R	AWD Engine N55 B30 A	2050670L	Drive Shaft		28	27	57.2	71	796
	2014.07	2016.02	AT/MT	R	L	AWD Engine N55 B30 A	2050660L	Drive Shaft		28	27	57.2	71	743
435 i xDrive (250 kw)	2014.07	2016.02	AT/MT	R	L	AWD Engine N55 B30 A	2050660L	Drive Shaft		28	27	57.2	71	743
	2014.07	2016.02	6MT/8AT	F	R	AWD Engine N55 B30 A	2020530L	Drive Shaft			27	56.8		841
	2014.07	2016.02	6MT/8AT	F	L	AWD Engine N55 B30 A	2020520L	Drive Shaft			27	56.8		550
	2014.07	2016.02	AT/MT	R	R	AWD Engine N55 B30 A	2050670L	Drive Shaft		28	27	57.2	71	796
440 i xDrive (240 kw)	2016.03		AT	R	R	AWD Engine B58 B30 A	2050670L	Drive Shaft		28	27	57.2	71	796
	2016.03		8AT	F	R	AWD Engine B58 B30 A	2020530L	Drive Shaft			27	56.8		841
	2016.03		AT	R	L	AWD Engine B58 B30 A	2050660L	Drive Shaft		28	27	57.2	71	743
	2016.03		8AT	F	L	AWD Engine B58 B30 A	2020520L	Drive Shaft			27	56.8		550
	2016.03		8AT	R	R	AWD Engine B58 B30 A	2050670L	Drive Shaft		28	27	57.2	71	796
440 i xDrive (265 kw)	2016.03		8AT	F	R	AWD Engine B58 B30 A	2020530L	Drive Shaft			27	56.8		841
	2016.03		8AT	R	L	AWD Engine B58 B30 A	2050660L	Drive Shaft		28	27	57.2	71	743
	2016.03		8AT	R	R	AWD Engine B58 B30 A	2050670L	Drive Shaft		28	27	57.2	71	796
	2016.03		8AT	F	L	AWD Engine B58 B30 A	2020520L	Drive Shaft			27	56.8		550
5 (F10)														
518 d (100 kw)	2013.07	2014.06	6MT	R	R	Engine N47 D20 C	2051150L	Drive Shaft		30	27	65	77	818
	2013.07	2014.06	8AT	R	L	Engine N47 D20 C	2051120L	Drive Shaft		30	27	64.9	77	761
	2013.07	2014.06	8AT	R	R	Engine N47 D20 C	2051130L	Drive Shaft		30	27	64.9	77	814
	2013.07	2014.06	6MT	R	L	Engine N47 D20 C	2051140L	Drive Shaft		30	27	65	77	764
518 d (105 kw)	2013.07	2014.06	6MT	R	R	Engine N47 D20 C	2051150L	Drive Shaft		30	27	65	77	818
	2013.07	2014.06	8AT	R	L	Engine N47 D20 C	2051120L	Drive Shaft		30	27	64.9	77	761
	2013.07	2014.06	8AT	R	R	Engine N47 D20 C	2051130L	Drive Shaft		30	27	64.9	77	814
	2013.07	2014.06	6MT	R	L	Engine N47 D20 C	2051140L	Drive Shaft		30	27	65	77	764
518 d (110 kw)	2014.07	2016.10	6MT	R	R	Engine B47 D20 A	2051150L	Drive Shaft		30	27	65	77	818
	2014.07	2016.10	8AT	R	L	Engine B47 D20 A	2051120L	Drive Shaft		30	27	64.9	77	761
	2014.07	2016.10	8AT	R	R	Engine B47 D20 A	2051130L	Drive Shaft		30	27	64.9	77	814
	2014.07	2016.10	6MT	R	L	Engine B47 D20 A	2051140L	Drive Shaft		30	27	65	77	764
518 d (120 kw)	2013.10	2016.10	6MT	R	R	Engine B47 D20 A	2051150L	Drive Shaft		30	27	65	77	818





	 YEAR	TRANSM.	F/R	L/R	DRIVE TYPE & ENGINE	REMARKS	GSP Ref.	 PRODUCT	 ABS	Technical Specifications										
										A	B	C	H	L						
BMW																				
5 (F10)																				
520 i (135 kw)	2011.09 2016.10	6MT	R	L	Engine N20 B20 A, N20 B20 B		2051140L	Drive Shaft			30	27	65	77	764					
523 i (150 kw)	2009.06 2011.08	8AT	R	L	Engine N53 B30 A		2051120L	Drive Shaft			30	27	64.9	77	761					
	2009.06 2011.08	8AT	R	R	Engine N53 B30 A		2051130L	Drive Shaft			30	27	64.9	77	814					
	2010.01 2011.08	8AT	R	L	Engine N52 B30 A, N52 B30 AF, N52 B30 B, N52 B30 BF		2051120L	Drive Shaft			30	27	64.9	77	761					
	2010.01 2011.08	8AT	R	R	Engine N52 B30 A, N52 B30 AF, N52 B30 B, N52 B30 BF		2051130L	Drive Shaft			30	27	64.9	77	814					
523 i (155 kw)	2010.01 2011.08	8AT	R	L	Engine N53 B30 A		2051120L	Drive Shaft			30	27	64.9	77	761					
	2010.01 2011.08	8AT	R	R	Engine N53 B30 A		2051130L	Drive Shaft			30	27	64.9	77	814					
525 d (150 kw)	2010.03 2011.08	8AT	R	R	Engine N57 D30 A		2051150L	Drive Shaft			30	27	65	77	818					
	2010.03 2011.08	6MT	R	L	Engine N57 D30 A		2051370L	Drive Shaft			30	32	65	77	758					
	2010.03 2011.08	8AT	R	L	Engine N57 D30 A		2051140L	Drive Shaft			30	27	65	77	764					
525 d (155 kw)	2011.09 2016.10	8AT	R	R	Engine N47 D20 D		2051150L	Drive Shaft			30	27	65	77	818					
	2011.09 2016.10	8AT	R	L	Engine N47 D20 D		2051140L	Drive Shaft			30	27	65	77	764					
525 d (160 kw)	2011.09 2016.10	8AT	R	R	Engine N47 D20 D		2051150L	Drive Shaft			30	27	65	77	818					
	2011.09 2016.10	8AT	R	L	Engine N47 D20 D		2051140L	Drive Shaft			30	27	65	77	764					
525 d xDrive (155 kw)	2011.09 2016.10	8AT	R	L	AWD Engine N47 D20 D		2051140L	Drive Shaft			30	27	65	77	764					
	2011.09 2016.10	8AT	R	R	AWD Engine N47 D20 D		2051150L	Drive Shaft			30	27	65	77	818					
	2011.09 2016.10	8AT	F	L	AWD Engine N47 D20 D		2015810L	Drive Shaft					27	65		562				
	2011.09 2016.10	8AT	F	R	AWD Engine N47 D20 D		2016810L	Drive Shaft					27	65		864				
525 d xDrive (160 kw)	2011.09 2016.10	8AT	R	L	AWD Engine N47 D20 D		2051140L	Drive Shaft			30	27	65	77	764					
	2011.09 2016.10	8AT	R	R	AWD Engine N47 D20 D		2051150L	Drive Shaft			30	27	65	77	818					
	2011.09 2016.10	8AT	F	L	AWD Engine N47 D20 D		2015810L	Drive Shaft					27	65		562				
	2011.09 2016.10	8AT	F	R	AWD Engine N47 D20 D		2016810L	Drive Shaft					27	65		864				
528 i (180 kw)	2011.09 2016.10	6MT	R	L	Engine N20 B20 A		2051140L	Drive Shaft			30	27	65	77	764					
	2011.09 2016.10	8AT	R	L	Engine N20 B20 A		2051120L	Drive Shaft			30	27	64.9	77	761					
	2011.09 2016.10	6MT	R	R	Engine N20 B20 A		2051150L	Drive Shaft			30	27	65	77	818					
	2011.09 2016.10	8AT	R	R	Engine N20 B20 A		2051130L	Drive Shaft			30	27	64.9	77	814					
528 i (190 kw)	2010.03 2011.08	8AT	R	L	Engine N53 B30 A		2051120L	Drive Shaft			30	27	64.9	77	761					
	2010.03 2011.08	8AT	R	R	Engine N53 B30 A		2051130L	Drive Shaft			30	27	64.9	77	814					
528 i xDrive (180 kw)	2011.09 2016.10	8AT	R	L	AWD Engine N20 B20 A		2051120L	Drive Shaft			30	27	64.9	77	761					
	2011.09 2016.10	8AT	F	L	AWD Engine N20 B20 A		2015810L	Drive Shaft					27	65		562				
	2011.09 2016.10	8AT	R	R	AWD Engine N20 B20 A		2051130L	Drive Shaft			30	27	64.9	77	814					
	2011.09 2016.10	8AT	F	R	AWD Engine N20 B20 A		2016810L	Drive Shaft					27	65		864				
530 d (180 kw)	2010.01 2011.08	8AT	R	L	Engine N57 D30 A		2051370L	Drive Shaft			30	32	65	77	758					
	2010.01 2011.08	8AT	R	R	Engine N57 D30 A		2051390L	Drive Shaft			30	32	65	77	814					
530 d (190 kw)	2011.09 2016.10	8AT	R	L	Engine N57 D30 A		2051370L	Drive Shaft			30	32	65	77	758					
	2011.09 2016.10	8AT	R	R	Engine N57 D30 A		2051390L	Drive Shaft			30	32	65	77	814					
530 d (210 kw)	2010.09 2016.10	8AT	R	L	Engine N57 D30 A		2051370L	Drive Shaft			30	32	65	77	758					
	2010.09 2016.10	8AT	R	R	Engine N57 D30 A		2051390L	Drive Shaft			30	32	65	77	814					
	2011.03 2016.10	8AT	R	L	AWD Engine N57 D30 A		2051370L	Drive Shaft			30	32	65	77	758					
	2011.03 2016.10	8AT	R	R	AWD Engine N57 D30 A		2051390L	Drive Shaft			30	32	65	77	814					
530 d xDrive (190 kw)	2011.03 2016.10	8AT	F	L	AWD Engine N57 D30 A		2015810L	Drive Shaft					27	65		562				
	2011.03 2016.10	8AT	F	R	AWD Engine N57 D30 A		2016810L	Drive Shaft					27	65		864				
	2011.03 2016.10	8AT	R	L	AWD Engine N57 D30 A		2051370L	Drive Shaft			30	32	65	77	758					
	2011.03 2016.10	8AT	R	R	AWD Engine N57 D30 A		2051390L	Drive Shaft			30	32	65	77	814					
530 d xDrive (210 kw)	2011.03 2016.10	8AT	F	L	AWD Engine N57 D30 A		2015810L	Drive Shaft					27	65		562				
	2011.03 2016.10	8AT	F	R	AWD Engine N57 D30 A		2016810L	Drive Shaft					27	65		864				
	2011.03 2016.10	8AT	R	L	AWD Engine N57 D30 A		2051370L	Drive Shaft			30	32	65	77	758					
	2011.03 2016.10	8AT	R	R	AWD Engine N57 D30 A		2051390L	Drive Shaft			30	32	65	77	814					
530 i (190 kw)	2010.03 2013.06	8AT	R	L	Engine N52 B30 A, N52 B30 AF, N52 B30 BF		2051120L	Drive Shaft			30	27	64.9	77	761					
	2010.03 2013.06	8AT	R	R	Engine N52 B30 A, N52 B30 AF, N52 B30 BF		2051130L	Drive Shaft			30	27	64.9	77	814					
530 i (200 kw)	2011.05 2013.06	8AT	R	L	Engine N53 B30 A		2051120L	Drive Shaft			30	27	64.9	77	761					
	2011.05 2013.06	8AT	R	R	Engine N53 B30 A		2051130L	Drive Shaft			30	27	64.9	77	814					
535 d (220 kw)	2010.09 2011.08	8AT	R	L	Engine N57 D30 B		2051370L	Drive Shaft			30	32	65	77	758					
	2010.09 2011.08	8AT	R	R	Engine N57 D30 B		2051390L	Drive Shaft			30	32	65	77	814					
535 d (230 kw)	2011.09 2016.10	8AT	R	L	Engine N57 D30 B		2051370L	Drive Shaft			30	32	65	77	758					
	2011.09 2016.10	8AT	R	R	Engine N57 D30 B		2051390L	Drive Shaft			30	32	65	77	814					
535 d xDrive (230 kw)	2011.09 2016.10	8AT	F	L	AWD Engine N57 D30 B		2015810L	Drive Shaft					27	65		562				
	2011.09 2016.10	8AT	F	R	AWD Engine N57 D30 B		2016810L	Drive Shaft					27	65		864				
	2011.09 2016.10	8AT	R	L	AWD Engine N57 D30 B		2051370L	Drive Shaft			30	32	65	77	758					
	2011.09 2016.10	8AT	R	R	AWD Engine N57 D30 B		2051390L	Drive Shaft			30	32	65	77	814					
535 i (225 kw)	2010.01 2016.10	8AT	R	L	Engine N55 B30 A	date to:2011.05	2051370L	Drive Shaft			30	32	65	77	758					
	2011.03 2016.10	8AT	R	L	AWD Engine N55 B30 A		2051120L	Drive Shaft			30	27	64.9	77	761					
	2011.03 2016.10	8AT	R	R	AWD Engine N55 B30 A		2051130L	Drive Shaft			30	27	64.9	77	814					
	2011.03 2016.10	8AT	F	L	AWD Engine N55 B30 A		2015810L	Drive Shaft					27	65		562				
535 i xDrive (240 kw)	2011.03 2016.10	8AT	F	R	AWD Engine N55 B30 A		2016810L	Drive Shaft					27	65		864				
	2013.07 2016.10	8AT	R	L	AWD Engine N55 B30 A		2051120L	Drive Shaft			30	27	64.9	77	761					
	2013.07 2016.10	8AT	R	R	AWD Engine N55 B30 A		2051130L	Drive Shaft			30	27	64.9	77	814					
	2013.07 2016.10	8AT	F	L	AWD Engine N55 B30 A		2015810L	Drive Shaft					27	65		562				





	 YEAR	TRANSM.	F/R	L/R	DRIVE TYPE & ENGINE	REMARKS	GSP Ref.	 PRODUCT	 ABS	Technical Specifications										
										A	B	C	H	L						
BMW																				
5 (F10)																				
535 i xDrive (240 kw)	2013.07 2016.10	8AT	F	R	AWD Engine N55 B30 A		2016810L	Drive Shaft				27	65							864
550 i (300 kw)	2010.03 2013.06	8AT	R	L	Engine N63 B44 A		2051370L	Drive Shaft			30	32	65	77	758					
550 i (330 kw)	2013.07 2016.10	8AT	R	L	Engine N63 B44 B		2051370L	Drive Shaft			30	32	65	77	758					
550 i xDrive (300 kw)	2010.08 2013.06	8AT	F	R	AWD Engine N63 B44 A		2017160L	Drive Shaft				27	65							871
	2010.08 2013.06	8AT	R	L	AWD Engine N63 B44 A		2051370L	Drive Shaft			30	32	65	77	758					
	2010.08 2013.06	8AT	F	L	AWD Engine N63 B44 A		2015810L	Drive Shaft				27	65							562
550 i xDrive (330 kw)	2013.07 2016.10	8AT	F	R	AWD Engine N63 B44 B		2017160L	Drive Shaft				27	65							871
	2013.07 2016.10	8AT	R	L	AWD Engine N63 B44 B		2051370L	Drive Shaft			30	32	65	77	758					
	2013.07 2016.10	8AT	F	L	AWD Engine N63 B44 B		2015810L	Drive Shaft				27	65							562
ActiveHybrid (225 kw)	2011.12 2016.10	8AT	R	R	Engine N55 B30 A		2051150L	Drive Shaft			30	27	65	77	818					
	2011.12 2016.10	8AT	R	L	Engine N55 B30 A		2051140L	Drive Shaft			30	27	65	77	764					
ActiveHybrid (250 kw)	2011.12 2016.10	8AT	R	R	Engine N55 B30 A		2051150L	Drive Shaft			30	27	65	77	818					
	2011.12 2016.10	8AT	R	L	Engine N55 B30 A		2051140L	Drive Shaft			30	27	65	77	764					
M 550 d xDrive (280 kw)	2012.03 2016.10	8AT	F	L	AWD Engine N57 D30 C		2015810L	Drive Shaft				27	65							562
	2012.03 2016.10	8AT	F	R	AWD Engine N57 D30 C		2016810L	Drive Shaft				27	65							864
5 Gran Turismo (F07)																				
530 d xDrive (180 kw)	2010.06 2012.06	AT	F	L	AWD Engine N57 D30 A		2027300L	Drive Shaft				27	65							572
530 d xDrive (190 kw)	2012.07 2017.02	AT	F	L	AWD Engine N57 D30 A		2027300L	Drive Shaft				27	65							572
535 d xDrive (220 kw)	2010.03 2012.06	AT	F	L	AWD Engine N57 D30 B		2027300L	Drive Shaft				27	65							572
535 d xDrive (230 kw)	2012.07 2017.02	AT	F	L	AWD Engine N57 D30 B		2027300L	Drive Shaft				27	65							572
535 i xDrive (225 kw)	2010.09 2017.02	AT	F	L	AWD Engine N55 B30 A		2027300L	Drive Shaft				27	65							572
550 i xDrive (300 kw)	2010.06 2012.06	AT	F	L	AWD Engine N63 B44 A		2027300L	Drive Shaft				27	65							572
550 i xDrive (330 kw)	2012.07 2017.02	AT	F	L	AWD Engine N63 B44 B		2027300L	Drive Shaft				27	65							572
5 Touring (F11)																				
518 d (100 kw)	2013.07 2017.02	6MT	R	R	Engine B47 D20 A (07.14-), N47 D20 C (-06.14)		2051150L	Drive Shaft			30	27	65	77	818					
	2013.07 2017.02	8AT	R	L	Engine B47 D20 A (07.14-), N47 D20 C (-06.14)		2051120L	Drive Shaft			30	27	64.9	77	761					
	2013.07 2017.02	8AT	R	R	Engine B47 D20 A (07.14-), N47 D20 C (-06.14)		2051130L	Drive Shaft			30	27	64.9	77	814					
	2013.07 2017.02	6MT	R	L	Engine B47 D20 A (07.14-), N47 D20 C (-06.14)		2051140L	Drive Shaft			30	27	65	77	764					
518 d (105 kw)	2013.07 2014.06	6MT	R	R	Engine N47 D20 C		2051150L	Drive Shaft			30	27	65	77	818					
	2013.07 2014.06	8AT	R	L	Engine N47 D20 C		2051120L	Drive Shaft			30	27	64.9	77	761					
	2013.07 2014.06	8AT	R	R	Engine N47 D20 C		2051130L	Drive Shaft			30	27	64.9	77	814					
	2013.07 2014.06	6MT	R	L	Engine N47 D20 C		2051140L	Drive Shaft			30	27	65	77	764					
518 d (110 kw)	2014.07 2017.02	6MT	R	R	Engine B47 D20 A		2051150L	Drive Shaft			30	27	65	77	818					
	2014.07 2017.02	8AT	R	L	Engine B47 D20 A		2051120L	Drive Shaft			30	27	64.9	77	761					
	2014.07 2017.02	8AT	R	R	Engine B47 D20 A		2051130L	Drive Shaft			30	27	64.9	77	814					
	2014.07 2017.02	6MT	R	L	Engine B47 D20 A		2051140L	Drive Shaft			30	27	65	77	764					
518 d (120 kw)	2014.07 2017.02	6MT	R	R	Engine B47 D20 A		2051150L	Drive Shaft			30	27	65	77	818					
	2014.07 2017.02	8AT	R	L	Engine B47 D20 A		2051120L	Drive Shaft			30	27	64.9	77	761					
	2014.07 2017.02	8AT	R	R	Engine B47 D20 A		2051130L	Drive Shaft			30	27	64.9	77	814					
	2014.07 2017.02	6MT	R	L	Engine B47 D20 A		2051140L	Drive Shaft			30	27	65	77	764					
520 d (100 kw)	2010.06 2014.06	6MT	R	R	Engine N47 D20 C		2051150L	Drive Shaft			30	27	65	77	818					
	2010.06 2014.06	8AT	R	L	Engine N47 D20 C		2051120L	Drive Shaft			30	27	64.9	77	761					
	2010.06 2014.06	8AT	R	R	Engine N47 D20 C		2051130L	Drive Shaft			30	27	64.9	77	814					
	2010.06 2014.06	6MT	R	L	Engine N47 D20 C		2051140L	Drive Shaft			30	27	65	77	764					
520 d (120 kw)	2010.06 2017.02	6MT	R	R	Engine B47 D20 A, N47 D20 C		2051150L	Drive Shaft			30	27	65	77	818					
	2010.06 2017.02	8AT	R	R	Engine B47 D20 A, N47 D20 C	Engine code:B47D20A	2051150L	Drive Shaft			30	27	65	77	818					
	2010.06 2017.02	8AT	R	L	Engine B47 D20 A, N47 D20 C	For Engine code:N47D20C	2051120L	Drive Shaft			30	27	64.9	77	761					
	2010.06 2017.02	8AT	R	R	Engine B47 D20 A, N47 D20 C	code:N47D20C	2051130L	Drive Shaft			30	27	64.9	77	814					
	2010.06 2017.02	6MT	R	L	Engine B47 D20 A, N47 D20 C		2051140L	Drive Shaft			30	27	65	77	764					
	2010.06 2017.02	8AT	R	L	Engine B47 D20 A, N47 D20 C	code:B47D20A	2051140L	Drive Shaft			30	27	65	77	764					
520 d (135 kw)	2010.06 2014.06	8AT	R	L	Engine N47 D20 C		2051120L	Drive Shaft			30	27	64.9	77	761					
	2010.06 2014.06	8AT	R	R	Engine N47 D20 C		2051130L	Drive Shaft			30	27	64.9	77	814					
	2010.06 2014.06	6MT	R	L	Engine N47 D20 C		2051140L	Drive Shaft			30	27	65	77	764					
	2010.06 2014.06	6MT	R	R	Engine N47 D20 C		2051150L	Drive Shaft			30	27	65	77	818					
520 d (140 kw)	2014.07 2017.02	8AT/6MT	R	R	Engine B47 D20 A		2051150L	Drive Shaft			30	27	65	77	818					
	2014.07 2017.02	8AT/6MT	R	L	Engine B47 D20 A		2051140L	Drive Shaft			30	27	65	77	764					
520 d (147 kw)	2010.06 2014.06	6MT	R	R	Engine N47 D20 C		2051150L	Drive Shaft			30	27	65	77	818					
	2010.06 2014.06	8AT	R	L	Engine N47 D20 C		2051120L	Drive Shaft			30	27	64.9	77	761					
	2010.06 2014.06	8AT	R	R	Engine N47 D20 C		2051130L	Drive Shaft			30	27	64.9	77	814					
	2010.06 2014.06	6MT	R	L	Engine N47 D20 C		2051140L	Drive Shaft			30	27	65	77	764					
520 d (151 kw)	2014.07 2017.02	8AT/6MT	R	R	Engine B47 D20 A		2051150L	Drive Shaft			30	27	65	77	818					
	2014.07 2017.02	8AT/6MT	R	L	Engine B47 D20 A		2051140L	Drive Shaft			30	27	65	77	764					
520 d (155 kw)	2014.07 2017.02	8AT/6MT	R	R	Engine B47 D20 A		2051150L	Drive Shaft			30	27	65	77	818					
	2014.07 2017.02	8AT/6MT	R	L	Engine B47 D20 A		2051140L	Drive Shaft			30	27	65	77	764					
520 d xDrive (100 kw)	2013.07 2014.06	8AT	R	L	AWD Engine N47 D20 C		2051120L	Drive Shaft			30	27	64.9	77	761					
	2013.07 2014.06	8AT	F	L	AWD Engine N47 D20 C		2015810L	Drive Shaft				27	65							562





	 YEAR	TRANSM.	F/R	L/R	DRIVE TYPE & ENGINE	REMARKS	GSP Ref.	 PRODUCT	 ABS	Technical Specifications				
										A	B	C	H	L
BMW														
5 Touring (F11)														
520 d xDrive (100 kw)	2013.07 2014.06	8AT	R	R	AWD Engine N47 D20 C		2051130L	Drive Shaft		30	27	64.9	77	814
	2013.07 2014.06	8AT	F	R	AWD Engine N47 D20 C		2016810L	Drive Shaft				27	65	864
520 d xDrive (120 kw)	2014.07 2017.02	8AT	R	L	AWD Engine B47 D20 A		2051120L	Drive Shaft		30	27	64.9	77	761
	2014.07 2017.02	8AT	F	L	AWD Engine B47 D20 A		2015810L	Drive Shaft				27	65	562
	2014.07 2017.02	8AT	R	R	AWD Engine B47 D20 A		2051130L	Drive Shaft		30	27	64.9	77	814
	2014.07 2017.02	8AT	F	R	AWD Engine B47 D20 A		2016810L	Drive Shaft				27	65	864
520 d xDrive (135 kw)	2013.07 2014.06	8AT	R	L	AWD Engine N47 D20 C		2051120L	Drive Shaft		30	27	64.9	77	761
	2013.07 2014.06	8AT	F	L	AWD Engine N47 D20 C		2015810L	Drive Shaft				27	65	562
	2013.07 2014.06	8AT	F	R	AWD Engine N47 D20 C		2016810L	Drive Shaft				27	65	864
	2013.07 2014.06	8AT	R	R	AWD Engine N47 D20 C		2051130L	Drive Shaft		30	27	64.9	77	814
520 d xDrive (140 kw)	2014.07 2017.02	8AT	R	L	AWD Engine B47 D20 A		2051120L	Drive Shaft		30	27	64.9	77	761
	2014.07 2017.02	8AT	F	L	AWD Engine B47 D20 A		2015810L	Drive Shaft				27	65	562
	2014.07 2017.02	8AT	R	R	AWD Engine B47 D20 A		2051130L	Drive Shaft		30	27	64.9	77	814
	2014.07 2017.02	8AT	F	R	AWD Engine B47 D20 A		2016810L	Drive Shaft				27	65	864
520 d xDrive (147 kw)	2013.07 2014.06	8AT	R	L	AWD Engine N47 D20 C		2051120L	Drive Shaft		30	27	64.9	77	761
	2013.07 2014.06	8AT	F	L	AWD Engine N47 D20 C		2015810L	Drive Shaft				27	65	562
	2013.07 2014.06	8AT	R	R	AWD Engine N47 D20 C		2051130L	Drive Shaft		30	27	64.9	77	814
	2013.07 2014.06	8AT	F	R	AWD Engine N47 D20 C		2016810L	Drive Shaft				27	65	864
520 d xDrive (151 kw)	2014.07 2017.02	8AT	R	L	AWD Engine B47 D20 A		2051120L	Drive Shaft		30	27	64.9	77	761
	2014.07 2017.02	8AT	F	L	AWD Engine B47 D20 A		2015810L	Drive Shaft				27	65	562
	2014.07 2017.02	8AT	R	R	AWD Engine B47 D20 A		2051130L	Drive Shaft		30	27	64.9	77	814
	2014.07 2017.02	8AT	F	R	AWD Engine B47 D20 A		2016810L	Drive Shaft				27	65	864
520 d xDrive (155 kw)	2014.07 2017.02	8AT	R	L	AWD Engine B47 D20 A		2051120L	Drive Shaft		30	27	64.9	77	761
	2014.07 2017.02	8AT	F	L	AWD Engine B47 D20 A		2015810L	Drive Shaft				27	65	562
	2014.07 2017.02	8AT	R	R	AWD Engine B47 D20 A		2051130L	Drive Shaft		30	27	64.9	77	814
	2014.07 2017.02	8AT	F	R	AWD Engine B47 D20 A		2016810L	Drive Shaft				27	65	864
520 i (120 kw)	2011.09 2017.02	6AT	R	L	Engine N20 B20 A, N20 B20 B		2051120L	Drive Shaft		30	27	64.9	77	761
	2011.09 2017.02	6MT	R	R	Engine N20 B20 A, N20 B20 B		2051150L	Drive Shaft		30	27	65	77	818
	2011.09 2017.02	6AT	R	R	Engine N20 B20 A, N20 B20 B		2051130L	Drive Shaft		30	27	64.9	77	814
	2011.09 2017.02	6MT	R	L	Engine N20 B20 A, N20 B20 B		2051140L	Drive Shaft		30	27	65	77	764
520 i (135 kw)	2010.10 2017.02	6MT	R	R	Engine N20 B20 A, N20 B20 B		2051150L	Drive Shaft		30	27	65	77	818
	2010.10 2017.02	6AT	R	L	Engine N20 B20 A, N20 B20 B		2051120L	Drive Shaft		30	27	64.9	77	761
	2010.10 2017.02	6AT	R	R	Engine N20 B20 A, N20 B20 B		2051130L	Drive Shaft		30	27	64.9	77	814
	2010.10 2017.02	6MT	R	L	Engine N20 B20 A, N20 B20 B		2051140L	Drive Shaft		30	27	65	77	764
523 i (150 kw)	2009.11 2011.08	8AT	R	L	Engine N52 B25 A, N52 B25 AF, N52 B25 B		2051120L	Drive Shaft		30	27	64.9	77	761
	2009.11 2011.08	8AT	R	L	Engine N53 B30 A		2051120L	Drive Shaft		30	27	64.9	77	761
	2009.11 2011.08	8AT	R	R	Engine N52 B25 A, N52 B25 AF, N52 B25 B		2051130L	Drive Shaft		30	27	64.9	77	814
	2009.11 2011.08	8AT	R	R	Engine N53 B30 A		2051130L	Drive Shaft		30	27	64.9	77	814
525 d (150 kw)	2010.09 2011.08	8AT	R	L	Engine N57 D30 A		2051140L	Drive Shaft		30	27	65	77	764
	2010.09 2011.08	8AT	R	R	Engine N57 D30 A		2051150L	Drive Shaft		30	27	65	77	818
	2010.09 2011.08	6MT	R	L	Engine N57 D30 A		2051370L	Drive Shaft		30	32	65	77	758
525 d (155 kw)	2011.09 2017.02	8AT	R	L	Engine N47 D20 D		2051140L	Drive Shaft		30	27	65	77	764
	2011.09 2017.02	8AT	R	R	Engine N47 D20 D		2051150L	Drive Shaft		30	27	65	77	818
525 d (160 kw)	2011.09 2017.02	8AT	R	L	Engine N47 D20 D		2051140L	Drive Shaft		30	27	65	77	764
	2011.09 2017.02	8AT	R	R	Engine N47 D20 D		2051150L	Drive Shaft		30	27	65	77	818
525 d xDrive (155 kw)	2013.07 2017.02	8AT	R	L	AWD Engine N47 D20 D		2051140L	Drive Shaft		30	27	65	77	764
	2013.07 2017.02	8AT	R	R	AWD Engine N47 D20 D		2051150L	Drive Shaft		30	27	65	77	818
	2013.07 2017.02	8AT	F	L	AWD Engine N47 D20 D		2015810L	Drive Shaft				27	65	562
	2013.07 2017.02	8AT	F	R	AWD Engine N47 D20 D		2016810L	Drive Shaft				27	65	864
525 d xDrive (160 kw)	2013.07 2017.02	8AT	R	L	AWD Engine N47 D20 D		2051140L	Drive Shaft		30	27	65	77	764
	2013.07 2017.02	8AT	R	R	AWD Engine N47 D20 D		2051150L	Drive Shaft		30	27	65	77	818
	2013.07 2017.02	8AT	F	L	AWD Engine N47 D20 D		2015810L	Drive Shaft				27	65	562
	2013.07 2017.02	8AT	F	R	AWD Engine N47 D20 D		2016810L	Drive Shaft				27	65	864
528 i (180 kw)	2011.09 2017.02	6MT	R	L	Engine N20 B20 A		2051140L	Drive Shaft		30	27	65	77	764
	2011.09 2017.02	8AT	R	L	Engine N20 B20 A		2051120L	Drive Shaft		30	27	64.9	77	761
	2011.09 2017.02	6MT	R	R	Engine N20 B20 A		2051150L	Drive Shaft		30	27	65	77	818
	2011.09 2017.02	8AT	R	R	Engine N20 B20 A		2051130L	Drive Shaft		30	27	64.9	77	814
528 i (190 kw)	2009.11 2011.08	8AT	R	L	Engine N53 B30 A		2051120L	Drive Shaft		30	27	64.9	77	761
	2009.11 2011.08	8AT	R	R	Engine N53 B30 A		2051130L	Drive Shaft		30	27	64.9	77	814
528 i xDrive (180 kw)	2011.09 2017.02	8AT	R	L	AWD Engine N20 B20 A		2051120L	Drive Shaft		30	27	64.9	77	761
	2011.09 2017.02	8AT	F	L	AWD Engine N20 B20 A		2015810L	Drive Shaft				27	65	562
	2011.09 2017.02	8AT	R	R	AWD Engine N20 B20 A		2051130L	Drive Shaft		30	27	64.9	77	814
	2011.09 2017.02	8AT	F	R	AWD Engine N20 B20 A		2016810L	Drive Shaft				27	65	864
530 d (180 kw)	2010.06 2011.08	8AT	R	L	Engine N57 D30 A		2051370L	Drive Shaft		30	32	65	77	758
	2010.06 2011.08	8AT	R	R	Engine N57 D30 A		2051390L	Drive Shaft		30	32	65	77	814
530 d (190 kw)	2011.09 2017.02	8AT	R	L	Engine N57 D30 A		2051370L	Drive Shaft		30	32	65	77	758





	 YEAR	TRANSM.	F/R	L/R	DRIVE TYPE & ENGINE	REMARKS	GSP Ref.	 PRODUCT	 ABS	Technical Specifications				
										A	B	C	H	L
BMW														
5 Touring (F11)														
530 d (190 kw)	2011.09 2017.02	8AT	R	R	Engine N57 D30 A		2051390L	Drive Shaft		30	32	65	77	814
530 d (210 kw)	2011.09 2017.02	8AT	R	L	Engine N57 D30 A		2051370L	Drive Shaft		30	32	65	77	758
	2011.09 2017.02	8AT	R	R	Engine N57 D30 A		2051390L	Drive Shaft		30	32	65	77	814
530 d xDrive (190 kw)	2011.03 2017.02	8AT	R	L	AWD Engine N57 D30 A		2051370L	Drive Shaft		30	32	65	77	758
	2011.03 2017.02	8AT	R	R	AWD Engine N57 D30 A		2051390L	Drive Shaft		30	32	65	77	814
	2011.03 2017.02	8AT	F	L	AWD Engine N57 D30 A		2015810L	Drive Shaft			27	65		562
	2011.03 2017.02	8AT	F	R	AWD Engine N57 D30 A		2016810L	Drive Shaft			27	65		864
530 d xDrive (210 kw)	2011.03 2017.02	8AT	R	L	AWD Engine N57 D30 A		2051370L	Drive Shaft		30	32	65	77	758
	2011.03 2017.02	8AT	R	R	AWD Engine N57 D30 A		2051390L	Drive Shaft		30	32	65	77	814
	2011.03 2017.02	8AT	F	L	AWD Engine N57 D30 A		2015810L	Drive Shaft			27	65		562
	2011.03 2017.02	8AT	F	R	AWD Engine N57 D30 A		2016810L	Drive Shaft			27	65		864
530 i (190 kw)	2010.03 2013.05	8AT	R	L	Engine N52 B30 A, N52 B30 AF		2051120L	Drive Shaft		30	27	64.9	77	761
	2010.03 2013.05	8AT	R	R	Engine N52 B30 A, N52 B30 AF		2051130L	Drive Shaft		30	27	64.9	77	814
530 i (200 kw)	2011.07 2013.06	8AT	R	L	Engine N53 B30 A		2051120L	Drive Shaft		30	27	64.9	77	761
	2011.07 2013.06	8AT	R	R	Engine N53 B30 A		2051130L	Drive Shaft		30	27	64.9	77	814
535 d (220 kw)	2010.09 2011.08	8AT	R	L	Engine N57 D30 B		2051370L	Drive Shaft		30	32	65	77	758
	2010.09 2011.08	8AT	R	R	Engine N57 D30 B		2051390L	Drive Shaft		30	32	65	77	814
535 d (230 kw)	2011.09 2017.02	8AT	R	L	Engine N57 D30 B		2051370L	Drive Shaft		30	32	65	77	758
	2011.09 2017.02	8AT	R	R	Engine N57 D30 B		2051390L	Drive Shaft		30	32	65	77	814
535 d xDrive (230 kw)	2011.09 2017.02	8AT	R	L	AWD Engine N57 D30 B		2051370L	Drive Shaft		30	32	65	77	758
	2011.09 2017.02	8AT	R	R	AWD Engine N57 D30 B		2051390L	Drive Shaft		30	32	65	77	814
	2011.09 2017.02	8AT	F	L	AWD Engine N57 D30 B		2015810L	Drive Shaft			27	65		562
	2011.09 2017.02	8AT	F	R	AWD Engine N57 D30 B		2016810L	Drive Shaft			27	65		864
535 i (225 kw)	2010.06 2017.02	8AT	R	L	Engine N55 B30 A	date to:2011.05	2051370L	Drive Shaft		30	32	65	77	758
	2010.06 2017.02	8AT	R	R	Engine N55 B30 A	date from:2011.06	2051130L	Drive Shaft		30	27	64.9	77	814
535 i xDrive (225 kw)	2011.09 2017.02	8AT	R	L	AWD Engine N55 B30 A		2051120L	Drive Shaft		30	27	64.9	77	761
	2011.09 2017.02	8AT	F	L	AWD Engine N55 B30 A		2015810L	Drive Shaft			27	65		562
	2011.09 2017.02	8AT	R	R	AWD Engine N55 B30 A		2051130L	Drive Shaft		30	27	64.9	77	814
	2011.09 2017.02	8AT	F	R	AWD Engine N55 B30 A		2016810L	Drive Shaft			27	65		864
535 i xDrive (240 kw)	2013.07 2017.02	8AT	R	L	AWD Engine N55 B30 A		2051120L	Drive Shaft		30	27	64.9	77	761
	2013.07 2017.02	8AT	F	L	AWD Engine N55 B30 A		2015810L	Drive Shaft			27	65		562
	2013.07 2017.02	8AT	R	R	AWD Engine N55 B30 A		2051130L	Drive Shaft		30	27	64.9	77	814
	2013.07 2017.02	8AT	F	R	AWD Engine N55 B30 A		2016810L	Drive Shaft			27	65		864
550 i (300 kw)	2010.09 2013.06	8AT	R	L	Engine N63 B44 A		2051370L	Drive Shaft		30	32	65	77	758
	2010.09 2013.06	8AT	R	R	Engine N63 B44 A		2051390L	Drive Shaft		30	32	65	77	814
550 i (330 kw)	2013.07 2017.02	8AT	R	L	Engine N63 B44 B		2051370L	Drive Shaft		30	32	65	77	758
	2013.07 2017.02	8AT	R	R	Engine N63 B44 B		2051390L	Drive Shaft		30	32	65	77	814
M 550 d xDrive (280 kw)	2012.03 2017.02	8AT	F	L	AWD Engine N57 D30 C		2015810L	Drive Shaft			27	65		562
	2012.03 2017.02	8AT	F	R	AWD Engine N57 D30 C		2016810L	Drive Shaft			27	65		864
6 (F12)														
640 d xDrive (230 kw)	2012.03 2018.06	8AT	F	L	AWD Engine N57 D30 B		2015810L	Drive Shaft			27	65		562
	2012.03 2018.06	8AT	F	R	AWD Engine N57 D30 B		2016810L	Drive Shaft			27	65		864
640 i xDrive (235 kw)	2013.03 2018.06	8AT	F	L	AWD Engine N55 B30 A		2015810L	Drive Shaft			27	65		562
	2013.03 2018.06	AT	R	R	AWD Engine N55 B30 A		2051130L	Drive Shaft		30	27	64.9	77	814
	2013.03 2018.06	8AT	F	R	AWD Engine N55 B30 A		2016810L	Drive Shaft			27	65		864
650 i xDrive (300 kw)	2011.09 2012.06	8AT	F	R	AWD Engine N63 B44 A		2017160L	Drive Shaft			27	65		871
	2011.09 2012.06	8AT	F	L	AWD Engine N63 B44 A		2015810L	Drive Shaft			27	65		562
650 i xDrive (330 kw)	2012.07 2018.06	8AT	F	R	AWD Engine N63 B44 A, N63 B44 B		2017160L	Drive Shaft			27	65		871
	2012.07 2018.06	8AT	F	L	AWD Engine N63 B44 A, N63 B44 B		2015810L	Drive Shaft			27	65		562
6 Coupe (F13)														
640 d xDrive (230 kw)	2012.03 2017.10	8AT	F	L	AWD Engine N57 D30 B		2015810L	Drive Shaft			27	65		562
	2012.03 2017.10	8AT	F	R	AWD Engine N57 D30 B		2016810L	Drive Shaft			27	65		864
640 i xDrive (235 kw)	2013.03 2017.10	8AT	F	L	AWD Engine N55 B30 A		2015810L	Drive Shaft			27	65		562
	2013.03 2017.10	AT	R	R	AWD Engine N55 B30 A		2051130L	Drive Shaft		30	27	64.9	77	814
	2013.03 2017.10	8AT	F	R	AWD Engine N55 B30 A		2016810L	Drive Shaft			27	65		864
650 i xDrive (300 kw)	2011.09 2015.02	8AT	F	R	AWD Engine N63 B44 A		2017160L	Drive Shaft			27	65		871
	2011.09 2015.02	8AT	F	L	AWD Engine N63 B44 A		2015810L	Drive Shaft			27	65		562
650 i xDrive (330 kw)	2012.07 2017.10	8AT	F	R	AWD Engine N63 B44 B		2017160L	Drive Shaft			27	65		871
	2012.07 2017.10	8AT	F	L	AWD Engine N63 B44 B		2015810L	Drive Shaft			27	65		562
6 Gran Coupe (F06)														
640 d xDrive (230 kw)	2013.03 2018.10	8AT	F	L	AWD Engine N57 D30 B		2015810L	Drive Shaft			27	65		562
	2013.03 2018.10	8AT	F	R	AWD Engine N57 D30 B		2016810L	Drive Shaft			27	65		864
640 i xDrive (235 kw)	2013.03 2018.10	8AT	F	L	AWD Engine N55 B30 A		2015810L	Drive Shaft			27	65		562
	2013.03 2018.10	AT	R	R	AWD Engine N55 B30 A		2051130L	Drive Shaft		30	27	64.9	77	814
	2013.03 2018.10	8AT	F	R	AWD Engine N55 B30 A		2016810L	Drive Shaft			27	65		864
650 i xDrive (330 kw)	2012.07 2018.10	8AT	F	R	AWD Engine N63 B44 B		2017160L	Drive Shaft			27	65		871





	 YEAR	TRANSM.	F/R	L/R	DRIVE TYPE & ENGINE	REMARKS	GSP Ref.	 PRODUCT	 ABS	Technical Specifications										
										A	B	C	H	L						
BMW																				
6 Gran Coupe (F06)																				
650 i xDrive (330 kw)	2012.07	2018.10	8AT	F	L	AWD Engine N63 B44 B		2015810L	Drive Shaft				27	65						562
7 (F01, F02, F03, F04)																				
730 d xDrive (155 kw)	2011.11	2015.05	AT	F	L	AWD Engine N57 D30 A		2027300L	Drive Shaft				27	65						572
730 d xDrive (190 kw)	2011.11	2015.05	AT	F	L	AWD Engine N57 D30 A		2027300L	Drive Shaft				27	65						572
740 d xDrive (225 kw)	2010.09	2012.12	AT	F	L	AWD Engine N57 D30 B		2027300L	Drive Shaft				27	65						572
740 d xDrive (230 kw)	2012.07	2015.06	AT	F	L	AWD Engine N57 D30 B		2027300L	Drive Shaft				27	65						572
740 i, Li xDrive (235 kw)	2012.07	2015.12	AT	F	L	AWD Engine N55 B30 A		2027300L	Drive Shaft				27	65						572
750 d xDrive (280 kw)	2012.07	2015.12	AT	F	L	AWD Engine N57 D30 C		2027300L	Drive Shaft				27	65						572
750 i, Li xDrive (300 kw)	2009.09	2012.06	AT	F	L	AWD Engine N63 B44 A		2027300L	Drive Shaft				27	65						572
750 i, Li xDrive (330 kw)	2012.07	2015.06	AT	F	L	AWD Engine N63 B44 B		2027300L	Drive Shaft				27	65						572
7 (G11, G12)																				
740 Li xDrive (240 kw)	2016.03	2019.02	8AT	F	R	AWD Engine B58 B30 A		2050430L	Drive Shaft		30	27	64.5	86.5						1023
	2016.03	2019.02	8AT	F	L	AWD Engine B58 B30 A		2050520L	Drive Shaft		30	27	64.5	86.5						636
X1 (E84)																				
sDrive 16 d (85 kw)	2012.04	2015.06	MT/AT	R	L	Engine N47 D20 C		2051350L	Drive Shaft		30		58.5	73						618
	2012.04	2015.06	AT/MT	R	R	Engine N47 D20 C		2051340L	Drive Shaft		30		58.5	73						671
sDrive 18 d (100 kw)	2009.03	2015.06	MT/AT	R	L	Engine N47 D20 C		2051350L	Drive Shaft		30		58.5	73						618
	2009.03	2015.06	AT/MT	R	R	Engine N47 D20 C		2051340L	Drive Shaft		30		58.5	73						671
sDrive 18 d (105 kw)	2009.12	2015.06	MT/AT	R	L	Engine N47 D20 C		2051350L	Drive Shaft		30		58.5	73						618
	2009.12	2015.06	AT/MT	R	R	Engine N47 D20 C		2051340L	Drive Shaft		30		58.5	73						671
sDrive 20 d (120 kw)	2010.03	2015.06	MT/AT	R	L	Engine N47 D20 C		2051350L	Drive Shaft		30		58.5	73						618
	2010.03	2015.06	AT/MT	R	R	Engine N47 D20 C		2051340L	Drive Shaft		30		58.5	73						671
sDrive 20 d (130 kw)	2009.10	2015.06	6AT/6MT	R	R	Engine N47 D20 C		2051340L	Drive Shaft		30		58.5	73						671
	2009.10	2015.06	6AT/6MT	R	L	Engine N47 D20 C		2051350L	Drive Shaft		30		58.5	73						618
sDrive 20 d (135 kw)	2012.07	2015.06	MT/AT	R	L	Engine N47 D20 C		2051350L	Drive Shaft		30		58.5	73						618
	2012.07	2015.06	AT/MT	R	R	Engine N47 D20 C		2051340L	Drive Shaft		30		58.5	73						671
xDrive 18 d (100 kw)	2009.03	2015.06	6MT/8AT	F	L	AWD Engine N47 D20 C		2020580L	Drive Shaft			27	56.8							500
	2009.03	2015.06	6MT/8AT	F	R	AWD Engine N47 D20 C		2020590L	Drive Shaft			27	56.8							822
	2009.03	2015.06	MT/AT	R	L	AWD Engine N47 D20 C		2051350L	Drive Shaft		30		58.5	73						618
	2009.03	2015.06	AT/MT	R	R	AWD Engine N47 D20 C		2051340L	Drive Shaft		30		58.5	73						671
xDrive 18 d (105 kw)	2009.10	2015.06	6AT/6MT/8AT	F	L	AWD Engine N47 D20 C		2020580L	Drive Shaft			27	56.8							500
	2009.10	2015.06	6AT/6MT/8AT	F	R	AWD Engine N47 D20 C		2020590L	Drive Shaft			27	56.8							822
	2009.10	2015.06	MT/AT	R	L	AWD Engine N47 D20 C		2051350L	Drive Shaft		30		58.5	73						618
	2009.10	2015.06	AT/MT	R	R	AWD Engine N47 D20 C		2051340L	Drive Shaft		30		58.5	73						671
xDrive 20 d (120 kw)	2010.03	2015.06	6AT/6MT	F	L	AWD Engine N47 D20 C		2020580L	Drive Shaft			27	56.8							500
	2010.03	2015.06	6AT/6MT	F	R	AWD Engine N47 D20 C		2020590L	Drive Shaft			27	56.8							822
	2010.03	2015.06	MT/AT	R	L	AWD Engine N47 D20 C		2051350L	Drive Shaft		30		58.5	73						618
	2010.03	2015.06	AT/MT	R	R	AWD Engine N47 D20 C		2051340L	Drive Shaft		30		58.5	73						671
xDrive 20 d (130 kw)	2009.09	2012.06	6AT/6MT	R	R	AWD Engine N47 D20 C		2051340L	Drive Shaft		30		58.5	73						671
	2009.09	2012.06	6AT/6MT	R	L	AWD Engine N47 D20 C		2051350L	Drive Shaft		30		58.5	73						618
	2009.09	2012.06	6AT/6MT	F	L	AWD Engine N47 D20 C		2020580L	Drive Shaft			27	56.8							500
	2009.09	2012.06	6AT/6MT	F	R	AWD Engine N47 D20 C		2020590L	Drive Shaft			27	56.8							822
xDrive 20 d (135 kw)	2012.07	2015.06	6MT/8AT	F	L	AWD Engine N47 D20 C		2020580L	Drive Shaft			27	56.8							500
	2012.07	2015.06	6MT/8AT	F	R	AWD Engine N47 D20 C		2020590L	Drive Shaft			27	56.8							822
	2012.07	2015.06	MT/AT	R	L	AWD Engine N47 D20 C		2051350L	Drive Shaft		30		58.5	73						618
	2012.07	2015.06	AT/MT	R	R	AWD Engine N47 D20 C		2051340L	Drive Shaft		30		58.5	73						671
xDrive 20 i (135 kw)	2011.09	2015.06	6MT/8AT	F	L	AWD Engine N20 B20 A		2020580L	Drive Shaft			27	56.8							500
	2011.09	2015.06	6MT/8AT	F	R	AWD Engine N20 B20 A		2020590L	Drive Shaft			27	56.8							822
	2011.09	2015.06	8AT	R	L	AWD Engine N20 B20 A		2051350L	Drive Shaft		30		58.5	73						618
xDrive 23 d (150 kw)	2009.10	2015.06	6AT	R	R	AWD Engine N47 D20 D		2051340L	Drive Shaft		30		58.5	73						671
	2009.10	2015.06	6AT	R	L	AWD Engine N47 D20 D		2051350L	Drive Shaft		30		58.5	73						618
	2009.10	2015.06	6AT/6MT	F	L	AWD Engine N47 D20 D		2020580L	Drive Shaft			27	56.8							500
	2009.10	2015.06	6AT/6MT	F	R	AWD Engine N47 D20 D		2020590L	Drive Shaft			27	56.8							822
xDrive 25 d (160 kw)	2009.10	2015.06	6MT/8AT	F	L	AWD Engine N47 D20 D		2020580L	Drive Shaft			27	56.8							500
	2009.10	2015.06	6MT/8AT	F	R	AWD Engine N47 D20 D		2020590L	Drive Shaft			27	56.8							822
	2009.10	2015.06	MT/AT	R	L	AWD Engine N47 D20 D		2051350L	Drive Shaft		30		58.5	73						618
	2009.10	2015.06	AT/MT	R	R	AWD Engine N47 D20 D		2051340L	Drive Shaft		30		58.5	73						671
xDrive 25 i (160 kw)	2010.03	2011.08	6AT/6MT	F	L	AWD Engine N52 B30 A		2020580L	Drive Shaft			27	56.8							500
	2010.03	2011.08	6AT/6MT	F	R	AWD Engine N52 B30 A		2020590L	Drive Shaft			27	56.8							822
xDrive 28 i (180 kw)	2011.03	2015.06	6MT/8AT	F	L	AWD Engine N20 B20 A		2020580L	Drive Shaft			27	56.8							500
	2011.03	2015.06	6MT/8AT	F	R	AWD Engine N20 B20 A		2020590L	Drive Shaft			27	56.8							822
	2011.03	2015.06	AT/MT	R	R	AWD Engine N20 B20 A		2051340L	Drive Shaft		30		58.5	73						671
	2011.03	2015.06	AT/MT	R	L	AWD Engine N20 B20 A		2051350L	Drive Shaft		30		58.5	73						618
xDrive 28 i (190 kw)	2009.09	2011.08	6AT/6MT	F	L	AWD Engine N52 B30 A		2020580L	Drive Shaft			27	56.8							500
	2009.09	2011.08	6AT/6MT	F	R	AWD Engine N52 B30 A		2020590L	Drive Shaft			27	56.8							822
xDrive 28 i (194 kw)	2010.03	2011.06	6AT	F	L	AWD Engine N52 B30 A		2020580L	Drive Shaft			27	56.8							500





	 YEAR	TRANSM.	F/R	L/R	DRIVE TYPE & ENGINE	REMARKS	GSP Ref.	 PRODUCT	 ABS	Technical Specifications										
										A	B	C	H	L						
BMW																				
X1 (E84)																				
xDrive 28 i (194 kw)	2010.03	2011.06	6AT	F	R	AWD Engine N52 B30 A		202059OL	Drive Shaft				27	56.8						822
X1 (F48)																				
sDrive 18 d (100 kw)	2015.07		8AT	F	L	Engine B47 C20 A	Diameter:25mm	202177OL	Drive Shaft				28	56						538
sDrive 18 d (110 kw)	2015.07		8AT	F	L	Engine B47 C20 A, B47 C20 B (03.18-)	Engine code:B47C20A	202177OL	Drive Shaft				28	56						538
sDrive 18 i (100 kw)	2015.11	2018.02	6MT	F	L	Engine B38 A15 A		202631OL	Drive Shaft				34	56						563
	2015.11	2018.02	6MT	F	R	Engine B38 A15 A		202632OL	Drive Shaft				34	56						920
sDrive 18 i (103 kw)	2017.07		6MT	F	L	Engine B38 A15 A		202631OL	Drive Shaft				34	56						563
	2017.07		6MT	F	R	Engine B38 A15 A		202632OL	Drive Shaft				34	56						920
sDrive 20 d (120 kw)	2015.11		8AT	F	L	Engine B47 C20 A, B47 C20 B (11.17-)	For Engine code:B47C20A,Diameter:25mm	202177OL	Drive Shaft				28	56						538
sDrive 20 d (140 kw)	2015.11		8AT	F	L	Engine B47 C20 A, B47 C20 B (11.17-)	For Engine code:B47C20A,Diameter:25mm	202177OL	Drive Shaft				28	56						538
sDrive 20 i (141 kw)	2015.07		8AT	F	L	Engine B42 S20 A (03.18-), B48 A20 A, B48 A20 F		202177OL	Drive Shaft				28	56						538
xDrive 18 d (100 kw)	2014.11		6MT/8AT	R	L/R	AWD Engine B47 C20 A		202176OL	Drive Shaft				27	56						731
	2014.11		8AT	F	L	AWD Engine B47 C20 A	Diameter:25mm	202177OL	Drive Shaft				28	56						538
	2014.11		6MT/8AT	F	R	AWD Engine B47 C20 A		202633OL	Drive Shaft				35	56						499
xDrive 18 d (110 kw)	2014.11		8AT	F	L	AWD Engine B47 C20 A, B47 C20 B (03.18-)	Engine code:B47C20A	202177OL	Drive Shaft				28	56						538
	2014.11		8AT	F	R	AWD Engine B47 C20 A, B47 C20 B (03.18-)	For Engine code:B47C20A	202633OL	Drive Shaft				35	56						499
	2014.11		6MT/8AT	R	L/R	AWD Engine B47 C20 A, B47 C20 B (03.18-)		202176OL	Drive Shaft				27	56						731
	2014.11		6MT	F	R	AWD Engine B47 C20 A, B47 C20 B (03.18-)		202633OL	Drive Shaft				35	56						499
xDrive 20 d (120 kw)	2015.07		6MT/8AT	R	L/R	AWD Engine B47 C20 A, B47 C20 B (11.17-)		202176OL	Drive Shaft				27	56						731
	2015.07		8AT	F	L	AWD Engine B47 C20 A, B47 C20 B (11.17-)	For Engine code:B47C20A,Diameter:25mm	202177OL	Drive Shaft				28	56						538
	2015.07		6MT	F	R	AWD Engine B47 C20 A, B47 C20 B (11.17-)		202633OL	Drive Shaft				35	56						499
	2015.07		8AT	F	R	AWD Engine B47 C20 A, B47 C20 B (11.17-)	For Engine code:B47C20A	202633OL	Drive Shaft				35	56						499
xDrive 20 d (140 kw)	2015.07		8AT	F	L	AWD Engine B47 C20 A, B47 C20 B (11.17-)	Engine code:B47C20A	202177OL	Drive Shaft				28	56						538
	2015.07		8AT	F	R	AWD Engine B47 C20 A, B47 C20 B (11.17-)	For Engine code:B47C20A	202633OL	Drive Shaft				35	56						499
	2015.07		6MT/8AT	R	L/R	AWD Engine B47 C20 A, B47 C20 B (11.17-)		202176OL	Drive Shaft				27	56						731
	2015.07		6MT	F	R	AWD Engine B47 C20 A, B47 C20 B (11.17-)		202633OL	Drive Shaft				35	56						499
xDrive 20 i (131 kw)	2020.11		8AT	R	L/R	AWD Engine B48 A20 A, B48 A20 F		202176OL	Drive Shaft				27	56						731
xDrive 20 i (141 kw)	2015.07		8AT	F	L	AWD Engine B48 A20 A, B48 A20 F (03.18-)	Date to:2018.02	202177OL	Drive Shaft				28	56						538
	2015.07		8AT	F	R	AWD Engine B48 A20 A, B48 A20 F (03.18-)	Date to:2018.02	202633OL	Drive Shaft				35	56						499
	2015.07		8AT	R	L/R	AWD Engine B48 A20 A, B48 A20 F (03.18-)		202176OL	Drive Shaft				27	56						731
xDrive 25 d (170 kw)	2014.11		8AT	R	L/R	AWD Engine B47 C20 B		202176OL	Drive Shaft				27	56						731
	2014.11		8AT	F	L	AWD Engine B47 C20 B	Date to:2019.06,Diameter:25mm	202177OL	Drive Shaft				28	56						538
	2014.11		8AT	F	R	AWD Engine B47 C20 B	Date to:2019.06	202633OL	Drive Shaft				35	56						499
xDrive 25 i (170 kw)	2015.07		8AT	R	L/R	AWD Engine B42 S20 A (03.18-), B46 A20 B, B46 A20 F (07.15-)		202176OL	Drive Shaft				27	56						731
	2015.07		8AT	F	L	AWD Engine B42 S20 A (03.18-), B46 A20 B, B46 A20 F (07.15-)	Date to:2017.10,Diameter:25mm	202177OL	Drive Shaft				28	56						538
	2015.07		8AT	F	R	AWD Engine B42 S20 A (03.18-), B46 A20 B, B46 A20 F (07.15-)	Date to:2017.10	202633OL	Drive Shaft				35	56						499
X1 Van (F48)																				
sDrive 18 d (110 kw)	2015.07		8AT	F	L	Engine B47 C20 A, B47 C20 B (03.18-)	Engine code:B47C20A	202177OL	Drive Shaft				28	56						538
sDrive 18 i (103 kw)	2017.07		6MT	F	L	Engine B38 A15 A		202631OL	Drive Shaft				34	56						563
	2017.07		6MT	F	R	Engine B38 A15 A		202632OL	Drive Shaft				34	56						920
sDrive 20 d (140 kw)	2015.11		8AT	F	L	Engine B47 C20 A, B47 C20 B (11.17-)	For Engine code:B47C20A,Diameter:25mm	202177OL	Drive Shaft				28	56						538
sDrive 20 i (141 kw)	2017.07		8AT	F	L	Engine B48 A20 A		202177OL	Drive Shaft				28	56						538
xDrive 20 d (140 kw)	2015.07		8AT	F	L	AWD Engine B47 C20 A, B47 C20 B (11.17-)	For Engine code:B47C20A,Diameter:25mm	202177OL	Drive Shaft				28	56						538
	2015.07		8AT	R	L/R	AWD Engine B47 C20 A, B47 C20 B (11.17-)	Diameter:24mm	202176OL	Drive Shaft				27	56						731
	2015.07		8AT	F	R	AWD Engine B47 C20 A, B47 C20 B (11.17-)	For Engine code:B47C20A	202633OL	Drive Shaft				35	56						499
X2 (F39)																				
M35 i (225 kw)	2018.11		8AT	R	L/R	AWD Engine B48 A20 E		202176OL	Drive Shaft				27	56						731
	2018.11		8AT	F	R	AWD Engine B48 A20 E		202633OL	Drive Shaft				35	56						499
sDrive 18 d (100 kw)	2018.03		8AT	F	L	Engine B47 C20 A, B47 C20 B	Diameter:25mm	202177OL	Drive Shaft				28	56						538
sDrive 18 d (110 kw)	2018.03		8AT	F	L	Engine B47 C20 A, B47 C20 B		202177OL	Drive Shaft				28	56						538
sDrive 18 i (100 kw)	2018.03		6AT	F	L	Engine B32 S15 A (07.18-), B38 A15 A	Diameter:25mm	202177OL	Drive Shaft				28	56						538
	2018.03		6MT	F	L	Engine B32 S15 A (07.18-), B38 A15 A		202631OL	Drive Shaft				34	56						563
	2018.03		6MT	F	R	Engine B32 S15 A (07.18-), B38 A15 A		202632OL	Drive Shaft				34	56						920
sDrive 18 i (103 kw)	2018.03		6MT	F	L	Engine B38 A15 A		202631OL	Drive Shaft				34	56						563
	2018.03		6MT	F	R	Engine B38 A15 A		202632OL	Drive Shaft				34	56						920
sDrive 20 d (120 kw)	2018.11		8AT	F	L	Engine B47 C20 A, B47 C20 B	For Engine code:B47C20A,Diameter:25mm	202177OL	Drive Shaft				28	56						538
sDrive 20 d (140 kw)	2018.11		8AT	F	L	Engine B47 C20 A, B47 C20 B	For Engine code:B47C20A,Diameter:25mm	202177OL	Drive Shaft				28	56						538
sDrive 20 i (141 kw)	2017.11		8AT	F	L	Engine B42 S20 A (07.18-), B48 A20 A		202177OL	Drive Shaft				28	56						538
xDrive 18 d (100 kw)	2018.03		6MT	R	L/R	AWD Engine B47 C20 B		202176OL	Drive Shaft				27	56						731
	2018.03		6MT	F	R	AWD Engine B47 C20 B		202633OL	Drive Shaft				35	56						499
xDrive 18 d (110 kw)	2018.03		6MT/8AT	R	L/R	AWD Engine B47 C20 B		202176OL	Drive Shaft				27	56						731
	2018.03		8AT	F	L	AWD Engine B47 C20 B	Diameter:25mm	202177OL	Drive Shaft				28	56						538
	2018.03		6MT/8AT	F	R	AWD Engine B47 C20 B		202633OL	Drive Shaft				35	56						499
xDrive 20 d (120 kw)	2017.11		8AT	R	L/R	AWD Engine B47 C20 A, B47 C20 B		202176OL	Drive Shaft				27	56						731
	2017.11		8AT	F	L	AWD Engine B47 C20 A, B47 C20 B	Diameter:25mm	202177OL	Drive Shaft				28	56						538
	2017.11		8AT	F	R	AWD Engine B47 C20 A, B47 C20 B		202633OL	Drive Shaft				35	56						499





	 YEAR	TRANSM.	F/R	L/R	DRIVE TYPE & ENGINE	REMARKS	GSP Ref.	 PRODUCT	 ABS	Technical Specifications					
										A	B	C	H	L	
BMW															
X2 (F39)															
xDrive 20 d (140 kw)	2017.11	8AT	R	L/R	AWD Engine B47 C20 A, B47 C20 B		2021760L	Drive Shaft			27	56		731	
	2017.11	8AT	F	L	AWD Engine B47 C20 A, B47 C20 B	Diameter:25mm	2021770L	Drive Shaft			28	56		538	
	2017.11	8AT	F	R	AWD Engine B47 C20 A, B47 C20 B		2026330L	Drive Shaft			35	56		499	
xDrive 20 i (131 kw)	2020.11	8AT	F	L	AWD Engine B48 A20 A	Diameter:25mm	2021770L	Drive Shaft			28	56		538	
	2020.11	8AT	R	L/R	AWD Engine B48 A20 A	Diameter:24mm	2021760L	Drive Shaft			27	56		731	
xDrive 20 i (141 kw)	2018.03	2020.10	8AT	R	L/R	AWD Engine B48 A20 A		2021760L	Drive Shaft		27	56		731	
	2018.03	2020.10	8AT	F	L	AWD Engine B48 A20 A	Diameter:25mm	2021770L	Drive Shaft		28	56		538	
	2018.03	2020.10	8AT	F	R	AWD Engine B48 A20 A		2026330L	Drive Shaft		35	56		499	
xDrive 25 d (170 kw)	2017.11		8AT	R	L/R	AWD Engine B47 C20 B		2021760L	Drive Shaft		27	56		731	
	2017.11		8AT	F	L	AWD Engine B47 C20 B	Diameter:25mm	2021770L	Drive Shaft		28	56		538	
	2017.11		8AT	F	R	AWD Engine B47 C20 B		2026330L	Drive Shaft		35	56		499	
X3 (F25)															
sDrive 20 i (125 kw)	2014.04	2017.08	8AT	R	L	Engine N20 B16 A		2051170L	Drive Shaft		30	27	64.9	77	769
	2014.04	2017.08	8AT	R	R	Engine N20 B16 A		2051210L	Drive Shaft		30	27	64.9	77	825
sDrive 20 i (135 kw)	2014.04	2017.08	8AT	R	L	Engine N20 B20 A		2051170L	Drive Shaft		30	27	64.9	77	769
	2014.04	2017.08	8AT	R	R	Engine N20 B20 A		2051210L	Drive Shaft		30	27	64.9	77	825
xDrive 20 d (120 kw)	2010.09	2014.03	6MT	R	L	AWD Engine N47 D20 C		2051170L	Drive Shaft		30	27	64.9	77	769
	2010.09	2014.03	6MT/8AT	F	L	AWD Engine N47 D20 C		2020600L	Drive Shaft		27	65		590	
	2010.09	2014.03	6MT/8AT	R	R	AWD Engine N47 D20 C		2051210L	Drive Shaft		30	27	64.9	77	825
	2010.09	2014.03	6MT/8AT	F	R	AWD Engine N47 D20 C		2020610L	Drive Shaft		27	65		880	
xDrive 20 d (135 kw)	2010.09	2014.03	6MT	R	L	AWD Engine N47 D20 C		2051170L	Drive Shaft		30	27	64.9	77	769
	2010.09	2014.03	6MT/8AT	F	L	AWD Engine N47 D20 C		2020600L	Drive Shaft		27	65		590	
	2010.09	2014.03	6MT/8AT	R	R	AWD Engine N47 D20 C		2051210L	Drive Shaft		30	27	64.9	77	825
	2010.09	2014.03	6MT/8AT	F	R	AWD Engine N47 D20 C		2020610L	Drive Shaft		27	65		880	
xDrive 20 d (140 kw)	2014.04	2017.08	AT/MT	R	L	AWD Engine B47 D20 A		2051170L	Drive Shaft		30	27	64.9	77	769
	2014.04	2017.08	AT/MT	R	R	AWD Engine B47 D20 A		2051210L	Drive Shaft		30	27	64.9	77	825
	2014.04	2017.08	6MT/8AT	F	L	AWD Engine B47 D20 A		2020600L	Drive Shaft		27	65		590	
	2014.04	2017.08	6MT/8AT	F	R	AWD Engine B47 D20 A		2020610L	Drive Shaft		27	65		880	
xDrive 20 i (135 kw)	2011.10	2017.08	6MT/8AT	R	L	AWD Engine N20 B20 A		2051170L	Drive Shaft		30	27	64.9	77	769
	2011.10	2017.08	6MT/8AT	F	L	AWD Engine N20 B20 A		2020600L	Drive Shaft		27	65		590	
	2011.10	2017.08	6MT/8AT	R	R	AWD Engine N20 B20 A		2051210L	Drive Shaft		30	27	64.9	77	825
	2011.10	2017.08	6MT/8AT	F	R	AWD Engine N20 B20 A		2020610L	Drive Shaft		27	65		880	
xDrive 28 i (180 kw)	2012.04	2017.08	8AT	R	L	AWD Engine N20 B20 A		2051170L	Drive Shaft		30	27	64.9	77	769
	2012.04	2017.08	8AT	F	L	AWD Engine N20 B20 A		2020600L	Drive Shaft		27	65		590	
	2012.04	2017.08	8AT	R	R	AWD Engine N20 B20 A		2051210L	Drive Shaft		30	27	64.9	77	825
	2012.04	2017.08	8AT	F	R	AWD Engine N20 B20 A		2020610L	Drive Shaft		27	65		880	
xDrive 28 i (190 kw)	2011.01	2012.10	8AT	F	L	AWD Engine N52 B30 A, N52 B30 AF, N52 B30 BF		2020600L	Drive Shaft		27	65		590	
	2011.01	2012.10	8AT	F	R	AWD Engine N52 B30 A, N52 B30 AF, N52 B30 BF		2020610L	Drive Shaft		27	65		880	
xDrive 30 d (155 kw)	2011.04	2017.08	8AT	R	R	AWD Engine N57 D30 A		2051190L	Drive Shaft		30	32	64.9	77	830
	2011.04	2017.08	8AT	R	L	AWD Engine N57 D30 A		2051200L	Drive Shaft		30	32	64.9	77	776
	2011.04	2017.08	8AT	F	L	AWD Engine N57 D30 A		2020600L	Drive Shaft		27	65		590	
	2011.04	2017.08	8AT	F	R	AWD Engine N57 D30 A		2020610L	Drive Shaft		27	65		880	
xDrive 30 d (183 kw)	2011.06	2017.08	8AT	R	R	AWD Engine N57 D30 A		2051190L	Drive Shaft		30	32	64.9	77	830
	2011.06	2017.08	8AT	R	L	AWD Engine N57 D30 A		2051200L	Drive Shaft		30	32	64.9	77	776
	2011.06	2017.08	8AT	F	L	AWD Engine N57 D30 A		2020600L	Drive Shaft		27	65		590	
	2011.06	2017.08	8AT	F	R	AWD Engine N57 D30 A		2020610L	Drive Shaft		27	65		880	
xDrive 30 d (190 kw)	2011.04	2017.08	8AT	R	R	AWD Engine N57 D30 A		2051190L	Drive Shaft		30	32	64.9	77	830
	2011.04	2017.08	8AT	R	L	AWD Engine N57 D30 A		2051200L	Drive Shaft		30	32	64.9	77	776
	2011.04	2017.08	8AT	F	L	AWD Engine N57 D30 A		2020600L	Drive Shaft		27	65		590	
	2011.04	2017.08	8AT	F	R	AWD Engine N57 D30 A		2020610L	Drive Shaft		27	65		880	
xDrive 30 d (204 kw)	2016.06	2017.08	8AT	R	R	AWD Engine N57 D30 A		2051190L	Drive Shaft		30	32	64.9	77	830
	2016.06	2017.08	8AT	R	L	AWD Engine N57 D30 A		2051200L	Drive Shaft		30	32	64.9	77	776
	2016.06	2017.08	8AT	F	L	AWD Engine N57 D30 A		2020600L	Drive Shaft		27	65		590	
	2016.06	2017.08	8AT	F	R	AWD Engine N57 D30 A		2020610L	Drive Shaft		27	65		880	
xDrive 30 d (210 kw)	2011.04	2016.05	8AT	R	R	AWD Engine N57 D30 A		2051190L	Drive Shaft		30	32	64.9	77	830
	2011.04	2016.05	8AT	R	L	AWD Engine N57 D30 A		2051200L	Drive Shaft		30	32	64.9	77	776
	2011.04	2016.05	8AT	F	L	AWD Engine N57 D30 A		2020600L	Drive Shaft		27	65		590	
	2011.04	2016.05	8AT	F	R	AWD Engine N57 D30 A		2020610L	Drive Shaft		27	65		880	
xDrive 35 d (230 kw)	2011.10	2017.08	8AT	R	R	AWD Engine N57 D30 B		2051190L	Drive Shaft		30	32	64.9	77	830
	2011.10	2017.08	8AT	R	L	AWD Engine N57 D30 B		2051200L	Drive Shaft		30	32	64.9	77	776
	2011.10	2017.08	8AT	F	L	AWD Engine N57 D30 B		2020600L	Drive Shaft		27	65		590	
	2011.10	2017.08	8AT	F	R	AWD Engine N57 D30 B		2020610L	Drive Shaft		27	65		880	
xDrive 35 i (225 kw)	2010.09	2017.08	8AT	F	L	AWD Engine N55 B30 A		2020600L	Drive Shaft		27	65		590	
	2010.09	2017.08	8AT	F	R	AWD Engine N55 B30 A		2020610L	Drive Shaft		27	65		880	
X4 (F26)															
M 40 i (265 kw)	2015.12	2018.03	AT	F	L	AWD Engine N55 B30 A		2020600L	Drive Shaft		27	65		590	





	 YEAR	TRANSM.	F/R	L/R	DRIVE TYPE & ENGINE	REMARKS	GSP Ref.	 PRODUCT	 ABS	Technical Specifications					
										A	B	C	H	L	
BMW															
X4 (F26)															
M 40 i (265 kw)	2015.12	2018.03	AT	F	R	AWD Engine N55 B30 A		2020610L	Drive Shaft			27	65		880
xDrive 20 d (120 kw)	2014.04	2018.03	AT/MT	R	L	AWD Engine B47 D20 A		2051170L	Drive Shaft		30	27	64.9	77	769
	2014.04	2018.03	AT/MT	R	R	AWD Engine B47 D20 A		2051210L	Drive Shaft		30	27	64.9	77	825
	2014.04	2018.03	AT/MT	F	L	AWD Engine B47 D20 A		2020600L	Drive Shaft			27	65		590
xDrive 20 d (140 kw)	2014.04	2018.03	AT/MT	F	R	AWD Engine B47 D20 A		2020610L	Drive Shaft			27	65		880
	2014.04	2018.03	AT/MT	R	L	AWD Engine B47 D20 A		2051170L	Drive Shaft		30	27	64.9	77	769
	2014.04	2018.03	AT/MT	R	R	AWD Engine B47 D20 A		2051210L	Drive Shaft		30	27	64.9	77	825
	2014.04	2018.03	AT/MT	F	L	AWD Engine B47 D20 A		2020600L	Drive Shaft			27	65		590
xDrive 20 i (135 kw)	2014.04	2018.03	AT	R	L	AWD Engine N20 B20 A		2051170L	Drive Shaft		30	27	64.9	77	769
	2014.04	2018.03	AT	R	R	AWD Engine N20 B20 A		2051210L	Drive Shaft		30	27	64.9	77	825
	2014.04	2018.03	AT	F	L	AWD Engine N20 B20 A		2020600L	Drive Shaft			27	65		590
	2014.04	2018.03	AT	F	R	AWD Engine N20 B20 A		2020610L	Drive Shaft			27	65		880
xDrive 28 i (180 kw)	2014.04	2018.03	AT	R	L	AWD Engine N20 B20 A		2051170L	Drive Shaft		30	27	64.9	77	769
	2014.04	2018.03	AT	R	R	AWD Engine N20 B20 A		2051210L	Drive Shaft		30	27	64.9	77	825
	2014.04	2018.03	AT/MT	F	L	AWD Engine N20 B20 A		2020600L	Drive Shaft			27	65		590
	2014.04	2018.03	AT/MT	F	R	AWD Engine N20 B20 A		2020610L	Drive Shaft			27	65		880
xDrive 30 d (155 kw)	2014.04	2018.03	AT	R	R	AWD Engine N57 D30 A		2051190L	Drive Shaft		30	32	64.9	77	830
	2014.04	2018.03	AT	R	L	AWD Engine N57 D30 A		2051200L	Drive Shaft		30	32	64.9	77	776
	2014.04	2018.03	AT	F	L	AWD Engine N57 D30 A		2020600L	Drive Shaft			27	65		590
	2014.04	2018.03	AT	F	R	AWD Engine N57 D30 A		2020610L	Drive Shaft			27	65		880
xDrive 30 d (183 kw)	2015.04	2018.03	AT	R	R	AWD Engine N57 D30 A		2051190L	Drive Shaft		30	32	64.9	77	830
	2015.04	2018.03	AT	R	L	AWD Engine N57 D30 A		2051200L	Drive Shaft		30	32	64.9	77	776
	2015.04	2018.03	AT	F	L	AWD Engine N57 D30 A		2020600L	Drive Shaft			27	65		590
	2015.04	2018.03	AT	F	R	AWD Engine N57 D30 A		2020610L	Drive Shaft			27	65		880
xDrive 30 d (190 kw)	2014.04	2018.03	AT	R	R	AWD Engine N57 D30 A	For vehicles without towbar	2051190L	Drive Shaft		30	32	64.9	77	830
	2014.04	2018.03	AT	R	L	AWD Engine N57 D30 A	For vehicles without towbar	2051200L	Drive Shaft		30	32	64.9	77	776
	2014.04	2018.03	AT	F	L	AWD Engine N57 D30 A		2020600L	Drive Shaft			27	65		590
	2014.04	2018.03	AT	F	R	AWD Engine N57 D30 A		2020610L	Drive Shaft			27	65		880
xDrive 30 d (204 kw)	2014.04	2018.03	8AT	R	R	AWD Engine N57 D30 A		2051190L	Drive Shaft		30	32	64.9	77	830
	2014.04	2018.03	8AT	R	L	AWD Engine N57 D30 A		2051200L	Drive Shaft		30	32	64.9	77	776
	2014.04	2018.03	8AT	F	L	AWD Engine N57 D30 A		2020600L	Drive Shaft			27	65		590
	2014.04	2018.03	8AT	F	R	AWD Engine N57 D30 A		2020610L	Drive Shaft			27	65		880
xDrive 30 d (210 kw)	2014.04	2018.03	AT	R	R	AWD Engine N57 D30 A		2051190L	Drive Shaft		30	32	64.9	77	830
	2014.04	2018.03	AT	R	L	AWD Engine N57 D30 A		2051200L	Drive Shaft		30	32	64.9	77	776
	2014.04	2018.03	AT	F	L	AWD Engine N57 D30 A		2020600L	Drive Shaft			27	65		590
	2014.04	2018.03	AT	F	R	AWD Engine N57 D30 A		2020610L	Drive Shaft			27	65		880
xDrive 35 d (230 kw)	2014.04	2018.03	AT	R	R	AWD Engine N57 D30 B		2051190L	Drive Shaft		30	32	64.9	77	830
	2014.04	2018.03	AT	R	L	AWD Engine N57 D30 B		2051200L	Drive Shaft		30	32	64.9	77	776
	2014.04	2018.03	AT	F	L	AWD Engine N57 D30 B		2020600L	Drive Shaft			27	65		590
	2014.04	2018.03	AT	F	R	AWD Engine N57 D30 B		2020610L	Drive Shaft			27	65		880
xDrive 35 i (225 kw)	2014.04	2018.03	AT	F	L	AWD Engine N55 B30 A		2020600L	Drive Shaft			27	65		590
	2014.04	2018.03	AT	F	R	AWD Engine N55 B30 A		2020610L	Drive Shaft			27	65		880
X5 (E70)															
3.0 3.0d (155 kw)	2007.02	2008.09	6AT	R	L/R	AWD Engine M57 D30 (306D3)	For vehicles with towbar	2050700L	Drive Shaft		30	32	68.7	84	810
	2007.02	2008.09	6AT	F	R	AWD Engine M57 D30 (306D3)		2050430L	Drive Shaft		30	27	64.5	86.5	1023
	2007.02	2008.09	6AT	R	L/R	AWD Engine M57 D30 (306D3)	For vehicles without towbar	2050810L	Drive Shaft		30	27	68.7	84	810
	2007.02	2008.09	6AT	F	L	AWD Engine M57 D30 (306D3)		2050520L	Drive Shaft		30	27	64.5	86.5	636
3.0 d (173 kw)	2006.12	2008.09	6AT	F	R	AWD Engine M57 D30 (306D3)		2050430L	Drive Shaft		30	27	64.5	86.5	1023
	2006.12	2008.09	6AT	F	L	AWD Engine M57 D30 (306D3)		2050520L	Drive Shaft		30	27	64.5	86.5	636
	2006.12	2008.09	6AT	R	L/R	AWD Engine M57 D30 (306D3)	For vehicles with towbar	2050700L	Drive Shaft		30	32	68.7	84	810
	2006.12	2008.09	6AT	R	L/R	AWD Engine M57 D30 (306D3)	For vehicles without towbar (see note of wheel size)	2050810L	Drive Shaft		30	27	68.7	84	810
3.0 sd (210 kw)	2007.10	2008.09	6AT	F	R	AWD Engine M57 D30 (306D5)		2050430L	Drive Shaft		30	27	64.5	86.5	1023
	2007.10	2008.09	6AT	F	L	AWD Engine M57 D30 (306D5)		2050520L	Drive Shaft		30	27	64.5	86.5	636
	2007.10	2008.09	6AT	R	L/R	AWD Engine M57 D30 (306D5)		2050700L	Drive Shaft		30	32	68.7	84	810
3.0 si (200 kw)	2006.10	2008.09	AT	F	R	AWD Engine N52 B30 A, N52 B30 AF, N52 B30 BF		2050430L	Drive Shaft		30	27	64.5	86.5	1023
	2006.10	2008.09	AT	F	L	AWD Engine N52 B30 A, N52 B30 AF, N52 B30 BF		2050520L	Drive Shaft		30	27	64.5	86.5	636
	2006.10	2008.09	AT	R	L/R	AWD Engine N52 B30 A, N52 B30 AF, N52 B30 BF		2050810L	Drive Shaft		30	27	68.7	84	810
4.8 i xDrive (261 kw)	2006.10	2008.09	AT	F	R	AWD Engine N62 B48 B		2050430L	Drive Shaft		30	27	64.5	86.5	1023
	2006.10	2008.09	6AT	R	L/R	AWD Engine N62 B48 B	For vehicles with towbar	2050700L	Drive Shaft		30	32	68.7	84	810
	2006.10	2008.09	AT	F	L	AWD Engine N62 B48 B		2050520L	Drive Shaft		30	27	64.5	86.5	636
	2006.10	2008.09	6AT	R	L/R	AWD Engine N62 B48 B	For vehicles without towbar	2050810L	Drive Shaft		30	27	68.7	84	810
M (408 kw)	2009.07	2013.07	6AT	F	R	AWD Engine S63 B44 A		2050430L	Drive Shaft		30	27	64.5	86.5	1023
	2009.07	2013.07	6AT	F	L	AWD Engine S63 B44 A		2050520L	Drive Shaft		30	27	64.5	86.5	636
M 50 d (280 kw)	2011.08	2013.06	AT	F	R	AWD Engine N57 D30 C		2051230L	Drive Shaft		30	27	64.5	86.5	973
xDrive 30 d (155 kw)	2008.10	2013.07	8AT	R	L/R	AWD Engine M57 D30 (306D3) - (306D5) - (306D6) - (306D7) - (306D8) - (306D9) - (306DA) - (306DB) - (306DC) - (306DD) - (306DE) - (306DF) - (306DG) - (306DH) - (306DI) - (306DJ) - (306DK) - (306DL) - (306DM) - (306DN) - (306DO) - (306DP) - (306DQ) - (306DR) - (306DS) - (306DT) - (306DU) - (306DV) - (306DW) - (306DX) - (306DY) - (306DZ)		2050700L	Drive Shaft		30	32	68.7	84	810





	 YEAR	TRANSM.	F/R	L/R	DRIVE TYPE & ENGINE	REMARKS	GSP Ref.	 PRODUCT	 ABS	Technical Specifications										
										A	B	C	H	L						
BMW																				
X5 (E70)																				
xDrive 30 d (155 kw)	2008.10	2013.07	6AT/8AT	F	R	AWD Engine M57 D30 (306D3) (-03-10), M57 D30 A (04-10-1)		2050430L	Drive Shaft		30	27	64.5	86.5	1023					
	2008.10	2013.07	6AT/8AT	R	L/R	AWD Engine M57 D30 (306D3) (-03-10), M57 D30 A (04-10-1)		2050810L	Drive Shaft		30	27	68.7	84	810					
	2008.10	2013.07	6AT/8AT	F	L	AWD Engine M57 D30 (306D3) (-03-10), M57 D30 A (04-10-1)		2050520L	Drive Shaft		30	27	64.5	86.5	636					
xDrive 30 d (173 kw)	2008.10	2010.03	6AT	F	R	AWD Engine M57 D30 (306D3)		2050430L	Drive Shaft		30	27	64.5	86.5	1023					
	2008.10	2010.03	6AT	F	L	AWD Engine M57 D30 (306D3)		2050520L	Drive Shaft		30	27	64.5	86.5	636					
	2008.10	2010.03	6AT	R	L/R	AWD Engine M57 D30 (306D3)	For reinforced version	2050700L	Drive Shaft		30	32	68.7	84	810					
	2008.10	2010.03	6AT	R	L/R	AWD Engine M57 D30 (306D3)	Not for reinforced version	2050810L	Drive Shaft		30	27	68.7	84	810					
xDrive 30 d (180 kw)	2010.04	2013.07	8AT	F	R	AWD Engine N57 D30 A		2051230L	Drive Shaft		30	27	64.5	86.5	973					
	2010.04	2013.07	8AT	R	L/R	AWD Engine N57 D30 A	For vehicles with towbar	2050700L	Drive Shaft		30	32	68.7	84	810					
	2010.04	2013.07	8AT	R	L/R	AWD Engine N57 D30 A	For vehicles without towbar	2050810L	Drive Shaft		30	27	68.7	84	810					
xDrive 30 i (172 kw)	2007.02	2012.12	6AT	F	R	AWD Engine N52 B30 A		2050430L	Drive Shaft		30	27	64.5	86.5	1023					
	2007.02	2012.12	6AT	F	L	AWD Engine N52 B30 A		2050520L	Drive Shaft		30	27	64.5	86.5	636					
	2007.02	2012.12	6AT	R	L/R	AWD Engine N52 B30 A		2050810L	Drive Shaft		30	27	68.7	84	810					
xDrive 30 i (200 kw)	2008.10	2010.03	6AT	F	R	AWD Engine N52 B30 A		2050430L	Drive Shaft		30	27	64.5	86.5	1023					
	2008.10	2010.03	6AT	R	L/R	AWD Engine N52 B30 A		2050810L	Drive Shaft		30	27	68.7	84	810					
	2008.10	2010.03	6AT	F	L	AWD Engine N52 B30 A		2050520L	Drive Shaft		30	27	64.5	86.5	636					
xDrive 35 d (210 kw)	2008.10	2013.07	6AT	F	R	AWD Engine M57 D30 (306D5)		2050430L	Drive Shaft		30	27	64.5	86.5	1023					
	2008.10	2013.07	6AT	F	L	AWD Engine M57 D30 (306D5)		2050520L	Drive Shaft		30	27	64.5	86.5	636					
	2008.10	2013.07	6AT	R	L/R	AWD Engine M57 D30 (306D5)		2050700L	Drive Shaft		30	32	68.7	84	810					
xDrive 35 i (225 kw)	2010.04	2013.07	8AT	R	L/R	AWD Engine N55 B30 A	for reinforced version	2050700L	Drive Shaft		30	32	68.7	84	810					
	2010.04	2013.07	8AT	F	R	AWD Engine N55 B30 A		2050430L	Drive Shaft		30	27	64.5	86.5	1023					
	2010.04	2013.07	8AT	R	L/R	AWD Engine N55 B30 A	not for reinforced version	2050810L	Drive Shaft		30	27	68.7	84	810					
	2010.04	2013.07	8AT	F	L	AWD Engine N55 B30 A		2050520L	Drive Shaft		30	27	64.5	86.5	636					
xDrive 35 i (235 kw)	2012.02	2013.06	8AT	R	L/R	AWD Engine N55 B30 A	for reinforced version	2050700L	Drive Shaft		30	32	68.7	84	810					
	2012.02	2013.06	8AT	F	R	AWD Engine N55 B30 A		2050430L	Drive Shaft		30	27	64.5	86.5	1023					
	2012.02	2013.06	8AT	R	L/R	AWD Engine N55 B30 A	not for reinforced version	2050810L	Drive Shaft		30	27	68.7	84	810					
	2012.02	2013.06	8AT	F	L	AWD Engine N55 B30 A		2050520L	Drive Shaft		30	27	64.5	86.5	636					
xDrive 40 d (225 kw)	2010.09	2013.06	8AT	F	R	AWD Engine N57 D30 B		2051230L	Drive Shaft		30	27	64.5	86.5	973					
	2010.09	2013.06	8AT	R	L/R	AWD Engine N57 D30 B		2050700L	Drive Shaft		30	32	68.7	84	810					
xDrive 40 i (225 kw)	2012.01	2013.06	AT	F	R	AWD Engine N55 B30 A		2050430L	Drive Shaft		30	27	64.5	86.5	1023					
	2012.01	2013.06	AT	R	L/R	AWD Engine N55 B30 A	For vehicles with towbar	2050700L	Drive Shaft		30	32	68.7	84	810					
	2012.01	2013.06	AT	F	L	AWD Engine N55 B30 A		2050520L	Drive Shaft		30	27	64.5	86.5	636					
	2012.01	2013.06	AT	R	L/R	AWD Engine N55 B30 A	For vehicles without towbar	2050810L	Drive Shaft		30	27	68.7	84	810					
xDrive 48 i (261 kw)	2008.10	2010.03	6AT	F	R	AWD Engine N62 B48 B		2050430L	Drive Shaft		30	27	64.5	86.5	1023					
	2008.10	2010.03	6AT	R	L/R	AWD Engine N62 B48 B	For reinforced version.Date to 2009-08.Date from 2009-09	2050700L	Drive Shaft		30	32	68.7	84	810					
	2008.10	2010.03	6AT	R	L/R	AWD Engine N62 B48 B	Not for reinforced version.Date to 2009-08	2050810L	Drive Shaft		30	27	68.7	84	810					
	2008.10	2010.03	6AT	F	L	AWD Engine N62 B48 B		2050520L	Drive Shaft		30	27	64.5	86.5	636					
xDrive 50 i (300 kw)	2010.04	2013.07	8AT	R	L/R	AWD Engine N63 B44 A		2050700L	Drive Shaft		30	32	68.7	84	810					
	2010.04	2013.07	8AT	F	R	AWD Engine N63 B44 A		2050430L	Drive Shaft		30	27	64.5	86.5	1023					
	2010.04	2013.07	8AT	F	L	AWD Engine N63 B44 A		2050520L	Drive Shaft		30	27	64.5	86.5	636					
X5 (F15, F85)																				
M (423 kw)	2014.12	2018.07	AT	F	R	AWD Engine S63 B44 B		2050430L	Drive Shaft		30	27	64.5	86.5	1023					
M 50 d (280 kw)	2013.12	2018.07	8AT	F	R	AWD Engine N57 D30 C		2051230L	Drive Shaft		30	27	64.5	86.5	973					
xDrive 25 d (155 kw)	2013.12	2015.07	8AT	F	R	AWD Engine N47 D20 D		2051230L	Drive Shaft		30	27	64.5	86.5	973					
xDrive 25 d (160 kw)	2013.12	2015.07	8AT	F	R	AWD Engine N47 D20 D		2051230L	Drive Shaft		30	27	64.5	86.5	973					
	2014.04	2018.07	8AT	F	R	AWD Engine N57 D30 A		2051230L	Drive Shaft		30	27	64.5	86.5	973					
	2014.04	2018.07	AT	R	L/R	AWD Engine N57 D30 A	For vehicles without electronic suspension control.For vehicles with towbar	2050700L	Drive Shaft		30	32	68.7	84	810					
	2014.04	2018.07	AT	R	L/R	AWD Engine N57 D30 A	For vehicles without electronic suspension control.For vehicles without towbar	2050810L	Drive Shaft		30	27	68.7	84	810					
	2014.04	2018.07	AT	R	L/R	AWD Engine N57 D30 A	For vehicles with Adaptive suspension	2051490L	Drive Shaft		30		68.5	84.5	630					
xDrive 25 d (170 kw)	2015.08	2018.07	8AT	F	R	AWD Engine B47 D20 B		2051230L	Drive Shaft		30	27	64.5	86.5	973					
xDrive 28 i (180 kw)	2015.06	2018.07	8AT	F	R	AWD Engine N20 B20 A		2051230L	Drive Shaft		30	27	64.5	86.5	973					
	2015.06	2018.07	8AT	R	L/R	AWD Engine N20 B20 A	For vehicles with towbar	2050700L	Drive Shaft		30	32	68.7	84	810					
	2015.06	2018.07	8AT	R	L/R	AWD Engine N20 B20 A		2050810L	Drive Shaft		30	27	68.7	84	810					
xDrive 30 d (183 kw)	2013.12	2018.07	8AT	F	R	AWD Engine N57 D30 A		2051230L	Drive Shaft		30	27	64.5	86.5	973					
	2013.12	2018.07	8AT	R	L/R	AWD Engine N57 D30 A	For vehicles without electronic suspension control.For vehicles with towbar	2050700L	Drive Shaft		30	32	68.7	84	810					
	2013.12	2018.07	8AT	R	L/R	AWD Engine N57 D30 A	For vehicles without electronic suspension control.For vehicles without towbar	2050810L	Drive Shaft		30	27	68.7	84	810					
	2013.12	2018.07	8AT	R	L/R	AWD Engine N57 D30 A	For vehicles with Adaptive suspension	2051490L	Drive Shaft		30		68.5	84.5	630					
xDrive 30 d (190 kw)	2013.08	2018.07	8AT	R	L/R	AWD Engine N57 D30 A	For vehicles without electronic suspension control.For vehicles with towbar	2050700L	Drive Shaft		30	32	68.7	84	810					
	2013.08	2018.07	8AT	R	L/R	AWD Engine N57 D30 A	For vehicles without electronic suspension control.For vehicles without towbar	2050810L	Drive Shaft		30	27	68.7	84	810					
	2013.08	2018.07	8AT	F	R	AWD Engine N57 D30 A		2051230L	Drive Shaft		30	27	64.5	86.5	973					
	2013.08	2018.07	8AT	R	L/R	AWD Engine N57 D30 A	For vehicles with electronic suspension control.For vehicles without towbar	2051490L	Drive Shaft		30		68.5	84.5	630					
xDrive 30 d (204 kw)	2013.08	2018.07	8AT	F	R	AWD Engine N57 D30 A		2051230L	Drive Shaft		30	27	64.5	86.5	973					
	2013.08	2018.07	8AT	R	L/R	AWD Engine N57 D30 A	For vehicles without electronic suspension control.For vehicles with towbar	2050700L	Drive Shaft		30	32	68.7	84	810					
	2013.08	2018.07	8AT	R	L/R	AWD Engine N57 D30 A	For vehicles without electronic suspension control.For vehicles without towbar	2050810L	Drive Shaft		30	27	68.7	84	810					
	2013.08	2018.07	8AT	R	L/R	AWD Engine N57 D														





	 YEAR	TRANSM.	F/R	L/R	DRIVE TYPE & ENGINE	REMARKS	GSP Ref.	 PRODUCT	 ABS	Technical Specifications				
										A	B	C	H	L
BMW														
X5 (F15, F85)														
xDrive 30 d (210 kw)	2013.08 2018.07	8AT	R	L/R	AWD Engine N57 D30 A	For vehicles without electronic suspension control. For vehicles with trailer	2050700L	Drive Shaft		30	32	68.7	84	810
	2013.08 2018.07	8AT	R	L/R	AWD Engine N57 D30 A	For vehicles without electronic suspension control. For vehicles with trailer	2050810L	Drive Shaft		30	27	68.7	84	810
	2013.08 2018.07	8AT	R	L/R	AWD Engine N57 D30 A	For vehicles with Adaptive suspension	2051490L	Drive Shaft		30		68.5	84.5	630
xDrive 35 i (225 kw)	2013.12 2018.07	8AT	F	R	AWD Engine N55 B30 A		2051230L	Drive Shaft		30	27	64.5	86.5	973
	2013.12 2018.07	8AT	R	L/R	AWD Engine N55 B30 A	Not for vehicles with electronic suspension control. For vehicles with trailer	2050700L	Drive Shaft		30	32	68.7	84	810
	2013.12 2018.07	8AT	R	L/R	AWD Engine N55 B30 A	Not for vehicles with electronic suspension control. For vehicles without trailer	2050810L	Drive Shaft		30	27	68.7	84	810
	2013.12 2018.07	8AT	R	L/R	AWD Engine N55 B30 A	for vehicles with electronic suspension control	2051490L	Drive Shaft		30		68.5	84.5	630
xDrive 35 i (240 kw)	2013.12 2018.07	AT	F	R	AWD Engine N55 B30 A		2051230L	Drive Shaft		30	27	64.5	86.5	973
	2013.12 2018.07	8AT	R	L/R	AWD Engine N55 B30 A	For vehicles without electronic suspension control. For vehicles with trailer	2050700L	Drive Shaft		30	32	68.7	84	810
	2013.12 2018.07	8AT	R	L/R	AWD Engine N55 B30 A	For vehicles without electronic suspension control. For vehicles with trailer	2050810L	Drive Shaft		30	27	68.7	84	810
	2013.12 2018.07	8AT	R	L/R	AWD Engine N55 B30 A	For vehicles with Adaptive suspension	2051490L	Drive Shaft		30		68.5	84.5	630
xDrive 40 d (230 kw)	2013.12 2018.07	8AT	R	L/R	AWD Engine N57 D30 B		2050700L	Drive Shaft		30	32	68.7	84	810
	2013.12 2018.07	8AT	R	L/R	AWD Engine N57 D30 B	For vehicles with electronic suspension control	2051490L	Drive Shaft		30		68.5	84.5	630
	2013.12 2018.07	8AT	F	R	AWD Engine N57 D30 B		2051230L	Drive Shaft		30	27	64.5	86.5	973
xDrive 40e (155 kw)	2015.08 2018.07	8AT	F	R	AWD Engine N20 B20 A		2051230L	Drive Shaft		30	27	64.5	86.5	973
	2015.08 2018.07	8AT	R	L/R	AWD Engine N20 B20 A		2050810L	Drive Shaft		30	27	68.7	84	810
xDrive 40e (180 kw)	2015.08 2018.07	8AT	F	R	AWD Engine N20 B20 A		2051230L	Drive Shaft		30	27	64.5	86.5	973
	2015.08 2018.07	8AT	R	L/R	AWD Engine N20 B20 A		2050810L	Drive Shaft		30	27	68.7	84	810
xDrive 40e (205 kw)	2015.08 2018.07	AT	F	R	AWD Engine N20 B20 A		2051230L	Drive Shaft		30	27	64.5	86.5	973
	2015.08 2018.07	AT	R	L/R	AWD Engine N20 B20 A		2050810L	Drive Shaft		30	27	68.7	84	810
xDrive 40e (230 kw)	2015.08 2018.07	AT	F	R	AWD Engine N20 B20 A		2051230L	Drive Shaft		30	27	64.5	86.5	973
	2015.08 2018.07	AT	R	L/R	AWD Engine N20 B20 A		2050810L	Drive Shaft		30	27	68.7	84	810
	2015.08 2018.07	AT	R	L/R	AWD Engine N20 B20 A		2050810L	Drive Shaft		30	27	68.7	84	810
xDrive 50 i (330 kw)	2013.08 2018.07	AT	R	L/R	AWD Engine N63 B44 B	Total Length:809mm	2050700L	Drive Shaft		30	32	68.7	84	810
	2013.08 2018.07	8AT	F	R	AWD Engine N63 B44 B		2050430L	Drive Shaft		30	27	64.5	86.5	1023
	2013.08 2018.07	8AT	F	L	AWD Engine N63 B44 B		2050520L	Drive Shaft		30	27	64.5	86.5	636
	2013.08 2018.07	8AT	R	L/R	AWD Engine N63 B44 B	Total Length:820mm. For vehicles with electronic suspension control	2051490L	Drive Shaft		30		68.5	84.5	630
X6 (E71, E72)														
ActiveHybrid (357 kw)	2009.01 2011.10	7AT	R	L/R	AWD Engine N63 B44 A		2050700L	Drive Shaft		30	32	68.7	84	810
	2009.01 2011.10	7AT	F	R	AWD Engine N63 B44 A		2050430L	Drive Shaft		30	27	64.5	86.5	1023
	2009.01 2011.10	7AT	F	L	AWD Engine N63 B44 A		2050520L	Drive Shaft		30	27	64.5	86.5	636
ActiveHybrid xDrive (300 kw)	2009.01 2011.10	AT	F	R	AWD Engine N63 B44 A		2050430L	Drive Shaft		30	27	64.5	86.5	1023
	2009.01 2011.10	AT	R	L/R	AWD Engine N63 B44 A		2050700L	Drive Shaft		30	32	68.7	84	810
	2009.01 2011.10	AT	F	L	AWD Engine N63 B44 A		2050520L	Drive Shaft		30	27	64.5	86.5	636
M (408 kw)	2009.07 2014.07	AT	F	R	AWD Engine S63 B44 A		2050430L	Drive Shaft		30	27	64.5	86.5	1023
	2009.07 2014.07	AT	F	L	AWD Engine S63 B44 A		2050520L	Drive Shaft		30	27	64.5	86.5	636
M 50 d (280 kw)	2011.08 2014.06	8AT	F	R	AWD Engine N57 D30 C		2051230L	Drive Shaft		30	27	64.5	86.5	973
xDrive 30 d (155 kw)	2010.04 2014.07	8AT	F	R	AWD Engine N57 D30 A		2051230L	Drive Shaft		30	27	64.5	86.5	973
	2010.04 2014.07	8AT	R	L/R	AWD Engine N57 D30 A	For vehicles with electronic suspension control	2051490L	Drive Shaft		30		68.5	84.5	630
xDrive 30 d (173 kw)	2008.04 2010.03	6AT	F	R	AWD Engine M57 D30 (306D3)		2050430L	Drive Shaft		30	27	64.5	86.5	1023
	2008.04 2010.03	6AT	F	L	AWD Engine M57 D30 (306D3)		2050520L	Drive Shaft		30	27	64.5	86.5	636
	2008.04 2010.03	6AT	R	L/R	AWD Engine M57 D30 (306D3)		2051490L	Drive Shaft		30		68.5	84.5	630
xDrive 30 d (180 kw)	2010.04 2014.07	8AT	F	R	AWD Engine N57 D30 A		2051230L	Drive Shaft		30	27	64.5	86.5	973
	2010.04 2014.07	8AT	R	L/R	AWD Engine N57 D30 A	For vehicles with electronic suspension control	2051490L	Drive Shaft		30		68.5	84.5	630
xDrive 35 d (210 kw)	2008.01 2010.03	6AT	F	R	AWD Engine M57 D30 (306D5)		2050430L	Drive Shaft		30	27	64.5	86.5	1023
	2008.01 2010.03	6AT	F	L	AWD Engine M57 D30 (306D5)		2050520L	Drive Shaft		30	27	64.5	86.5	636
	2008.01 2010.03	6AT	R	L/R	AWD Engine M57 D30 (306D5)		2051490L	Drive Shaft		30		68.5	84.5	630
xDrive 35 i (224 kw)	2008.01 2014.06	AT	F	R	AWD Engine N54 B30 A, N55 B30 A		2050430L	Drive Shaft		30	27	64.5	86.5	1023
	2008.01 2014.06	AT	F	L	AWD Engine N54 B30 A, N55 B30 A		2050520L	Drive Shaft		30	27	64.5	86.5	636
xDrive 35 i (225 kw)	2008.01 2014.07	AT	F	R	AWD Engine N54 B30 A, N55 B30 A		2050430L	Drive Shaft		30	27	64.5	86.5	1023
	2008.01 2014.07	AT	F	L	AWD Engine N54 B30 A, N55 B30 A		2050520L	Drive Shaft		30	27	64.5	86.5	636
	2008.01 2014.07	AT	R	L/R	AWD Engine N54 B30 A, N55 B30 A		2051490L	Drive Shaft		30		68.5	84.5	630
xDrive 35 i (235 kw)	2009.07 2014.06	8AT	F	R	AWD Engine N55 B30 A		2050430L	Drive Shaft		30	27	64.5	86.5	1023
	2009.07 2014.06	8AT	F	L	AWD Engine N55 B30 A		2050520L	Drive Shaft		30	27	64.5	86.5	636
	2009.07 2014.06	8AT	R	L/R	AWD Engine N55 B30 A		2051490L	Drive Shaft		30		68.5	84.5	630
xDrive 35 i (240 kw)	2007.06 2010.03	AT	F	R	AWD Engine N54 B30 A		2050430L	Drive Shaft		30	27	64.5	86.5	1023
	2007.06 2010.03	AT	F	L	AWD Engine N54 B30 A		2050520L	Drive Shaft		30	27	64.5	86.5	636
	2007.06 2010.03	AT	R	L/R	AWD Engine N54 B30 A		2051490L	Drive Shaft		30		68.5	84.5	630
xDrive 40 d (225 kw)	2009.07 2014.06	8AT	F	R	AWD Engine N57 D30 B		2051230L	Drive Shaft		30	27	64.5	86.5	973
	2009.07 2014.06	8AT	R	L/R	AWD Engine N57 D30 B		2051490L	Drive Shaft		30		68.5	84.5	630
xDrive 50 i (300 kw)	2008.07 2014.07	AT	F	R	AWD Engine N63 B44 A		2050430L	Drive Shaft		30	27	64.5	86.5	1023
	2008.07 2014.07	AT	F	L	AWD Engine N63 B44 A		2050520L	Drive Shaft		30	27	64.5	86.5	636
	2008.07 2014.07	AT	R	L/R	AWD Engine N63 B44 A		2051490L	Drive Shaft		30		68.5	84.5	630
xDrive 50 i (330 kw)	2007.10 2014.06	AT	F	R	AWD Engine N63 B44 A		2050430L	Drive Shaft		30	27	64.5	86.5	1023
	2007.10 2014.06	AT	F	L	AWD Engine N63 B44 A		2050520L	Drive Shaft		30	27	64.5	86.5	636
	2007.10 2014.06	AT	R	L/R	AWD Engine N63 B44 A		2051490L	Drive Shaft		30		68.5	84.5	630





	 YEAR	TRANSM.	F/R	L/R	DRIVE TYPE & ENGINE	REMARKS	GSP Ref.	 PRODUCT	 ABS	Technical Specifications				
										A	B	C	H	L
BMW														
X6 (F16, F86)														
M (423 kw)	2014.12 2019.07	AT	F	R	AWD Engine S63 B44 B		2050430L	Drive Shaft		30	27	64.5	86.5	1023
M 50 d (280 kw)	2014.08 2019.07	AT	F	R	AWD Engine N57 D30 C		2051230L	Drive Shaft		30	27	64.5	86.5	973
xDrive 28 i (180 kw)	2015.06 2019.07	AT	R	L/R	AWD Engine N20 B20 A	Date from:2016.01,With Enhanced Towing	2050700L	Drive Shaft		30	32	68.7	84	810
xDrive 30 d (155 kw)	2014.08 2019.07	AT	F	R	AWD Engine N57 D30 A		2051230L	Drive Shaft		30	27	64.5	86.5	973
	2014.08 2019.07	AT	R	L/R	AWD Engine N57 D30 A	For vehicles without electronic suspension control;For vehicles with trailer	2050700L	Drive Shaft		30	32	68.7	84	810
	2014.08 2019.07	AT	R	L/R	AWD Engine N57 D30 A	For vehicles without electronic suspension control;For vehicles with trailer	2050810L	Drive Shaft		30	27	68.7	84	810
	2014.08 2019.07	AT	R	L/R	AWD Engine N57 D30 A	For vehicles with Adaptive suspension	2051490L	Drive Shaft		30		68.5	84.5	630
xDrive 30 d (183 kw)	2014.12 2019.07	AT	F	R	AWD Engine N57 D30 A		2051230L	Drive Shaft		30	27	64.5	86.5	973
	2014.12 2019.07	8AT	R	L/R	AWD Engine N57 D30 A	For vehicles without electronic suspension control;For vehicles with trailer	2050700L	Drive Shaft		30	32	68.7	84	810
	2014.12 2019.07	8AT	R	L/R	AWD Engine N57 D30 A	For vehicles without electronic suspension control;For vehicles with trailer	2050810L	Drive Shaft		30	27	68.7	84	810
	2014.12 2019.07	8AT	R	L/R	AWD Engine N57 D30 A	For vehicles with Adaptive suspension	2051490L	Drive Shaft		30		68.5	84.5	630
xDrive 30 d (190 kw)	2014.08 2019.07	AT	F	R	AWD Engine N57 D30 A		2051230L	Drive Shaft		30	27	64.5	86.5	973
	2014.08 2019.07	AT	R	L/R	AWD Engine N57 D30 A	For vehicles without electronic suspension control;For vehicles with trailer	2050700L	Drive Shaft		30	32	68.7	84	810
	2014.08 2019.07	AT	R	L/R	AWD Engine N57 D30 A	For vehicles without electronic suspension control;For vehicles with trailer	2050810L	Drive Shaft		30	27	68.7	84	810
	2014.08 2019.07	AT	R	L/R	AWD Engine N57 D30 A	For vehicles with Adaptive suspension	2051490L	Drive Shaft		30		68.5	84.5	630
xDrive 30 d (204 kw)	2014.08 2019.07	AT	F	R	AWD Engine N57 D30 A		2051230L	Drive Shaft		30	27	64.5	86.5	973
	2014.08 2019.07	AT	R	L/R	AWD Engine N57 D30 A	For vehicles without electronic suspension control;For vehicles with trailer	2050700L	Drive Shaft		30	32	68.7	84	810
	2014.08 2019.07	AT	R	L/R	AWD Engine N57 D30 A	For vehicles without electronic suspension control;For vehicles with trailer	2050810L	Drive Shaft		30	27	68.7	84	810
	2014.08 2019.07	AT	R	L/R	AWD Engine N57 D30 A	For vehicles with Adaptive suspension	2051490L	Drive Shaft		30		68.5	84.5	630
xDrive 35 i (225 kw)	2014.08 2019.07	AT	F	R	AWD Engine N55 B30 A		2051230L	Drive Shaft		30	27	64.5	86.5	973
	2014.08 2019.07	AT	R	L/R	AWD Engine N55 B30 A	For vehicles without electronic suspension control;For vehicles with trailer	2050700L	Drive Shaft		30	32	68.7	84	810
	2014.08 2019.07	AT	R	L/R	AWD Engine N55 B30 A	For vehicles without electronic suspension control;For vehicles with trailer	2050810L	Drive Shaft		30	27	68.7	84	810
	2014.08 2019.07	AT	R	L/R	AWD Engine N55 B30 A	For vehicles with Adaptive suspension	2051490L	Drive Shaft		30		68.5	84.5	630
xDrive 35 i (240 kw)	2014.08 2019.07	AT	F	R	AWD Engine N55 B30 A		2051230L	Drive Shaft		30	27	64.5	86.5	973
	2014.08 2019.07	AT	R	L/R	AWD Engine N55 B30 A	For vehicles without electronic suspension control;For vehicles with trailer	2050700L	Drive Shaft		30	32	68.7	84	810
	2014.08 2019.07	AT	R	L/R	AWD Engine N55 B30 A	For vehicles without electronic suspension control;For vehicles with trailer	2050810L	Drive Shaft		30	27	68.7	84	810
	2014.08 2019.07	AT	R	L/R	AWD Engine N55 B30 A	For vehicles with Adaptive suspension	2051490L	Drive Shaft		30		68.5	84.5	630
xDrive 40 d (230 kw)	2014.12 2019.07	AT	R	L/R	AWD Engine N57 D30 B		2050700L	Drive Shaft		30	32	68.7	84	810
	2014.12 2019.07	8AT	R	L/R	AWD Engine N57 D30 B	for SA code:S2VPA	2051490L	Drive Shaft		30		68.5	84.5	630
	2014.12 2019.07	AT	F	R	AWD Engine N57 D30 B		2051230L	Drive Shaft		30	27	64.5	86.5	973
	2014.08 2019.07	AT	R	L/R	AWD Engine N63 B44 B	For vehicles without electronic suspension control	2050700L	Drive Shaft		30	32	68.7	84	810
xDrive 50 i (330 kw)	2014.08 2019.07	AT	F	R	AWD Engine N63 B44 B		2050430L	Drive Shaft		30	27	64.5	86.5	1023
	2014.08 2019.07	AT	F	L	AWD Engine N63 B44 B		2050520L	Drive Shaft		30	27	64.5	86.5	636
	2014.08 2019.07	AT	R	L/R	AWD Engine N63 B44 B	For vehicles with electronic suspension control	2051490L	Drive Shaft		30		68.5	84.5	630
	2014.08 2019.07	AT	R	L/R	AWD Engine N63 B44 B	For vehicles with electronic suspension control	2051490L	Drive Shaft		30		68.5	84.5	630
FIAT														
FULLBACK (502_ , 503_)														
2.4 D (110 kw)	2016.04	AT/MT	F	L	AWD Engine 4N15		2391630L	Drive Shaft	47T	30	28	69	98	594
	2016.04	AT/MT	F	R	AWD Engine 4N15		2391640L	Drive Shaft	47T	30		69	98	489
2.4 D (113 kw)	2016.04	AT/MT	F	L	AWD Engine 4N15		2391630L	Drive Shaft	47T	30	28	69	98	594
	2016.04	AT/MT	F	R	AWD Engine 4N15		2391640L	Drive Shaft	47T	30		69	98	489
2.4 D (133 kw)	2016.04	AT/MT	F	L	AWD Engine 4N15		2391630L	Drive Shaft	47T	30	28	69	98	594
	2016.04	AT/MT	F	R	AWD Engine 4N15		2391640L	Drive Shaft	47T	30		69	98	489
FORD														
RANGER (TKE)														
2.0 EcoBlue (125 kw)	2019.03	10AT/6MT	F	R	AWD Engine T20DD0J		2342200L	Drive Shaft		28	29	61	104	566
	2019.03	10AT/6MT	F	L	AWD Engine T20DD0J		2342210L	Drive Shaft		28	29	61	104	609
2.0 EcoBlue (157 kw)	2018.09	10AT/6MT	F	R	AWD Engine T20DD0J		2342200L	Drive Shaft		28	29	61	104	566
	2018.09	10AT/6MT	F	L	AWD Engine T20DD0J		2342210L	Drive Shaft		28	29	61	104	609
2.0 EcoBlue (96 kw)	2019.03	6MT	F	R	AWD Engine T20DD0J		2342200L	Drive Shaft		28	29	61	104	566
	2019.03	6MT	F	L	AWD Engine T20DD0J		2342210L	Drive Shaft		28	29	61	104	609
2.2 TDCi (110 kw)	2011.04	AT/MT	F	R	AWD Engine GBVAJQJ		2342200L	Drive Shaft		28	29	61	104	566
	2011.04	AT/MT	F	L	AWD Engine GBVAJQJ		2342210L	Drive Shaft		28	29	61	104	609
	2011.11	MT	F	R	Engine GBVAJQJ		2342200L	Drive Shaft		28	29	61	104	566
	2011.11	MT	F	L	Engine GBVAJQJ		2342210L	Drive Shaft		28	29	61	104	609
2.2 TDCi (118 kw)	2015.05	AT/MT	F	R	AWD Engine GBVAJQJ		2342200L	Drive Shaft		28	29	61	104	566
	2015.05	AT/MT	F	L	AWD Engine GBVAJQJ		2342210L	Drive Shaft		28	29	61	104	609
2.2 TDCi (88 kw)	2011.04	MT	F	R	Engine GBVAJPF		2342200L	Drive Shaft		28	29	61	104	566
	2011.04	MT	F	L	Engine GBVAJPF		2342210L	Drive Shaft		28	29	61	104	609
2.2 TDCi (92 kw)	2011.04	MT	F	R	Engine GBVAJQW		2342200L	Drive Shaft		28	29	61	104	566
	2011.04	AT/MT	F	R	AWD Engine GBVAJQW		2342200L	Drive Shaft		28	29	61	104	566
	2011.04	MT	F	L	Engine GBVAJQW		2342210L	Drive Shaft		28	29	61	104	609
	2011.04	AT/MT	F	L	AWD Engine GBVAJQW		2342210L	Drive Shaft		28	29	61	104	609
2.2 TDCi (96 kw)	2015.05	AT/MT	F	R	AWD Engine T22DD0P		2342200L	Drive Shaft		28	29	61	104	566
	2015.05	AT/MT	F	L	AWD Engine T22DD0P		2342210L	Drive Shaft		28	29	61	104	609
2.5 i (122 kw)	2011.11	MT	F	R	AWD Engine GBVAF, GBVAK, GBVAL		2342200L	Drive Shaft		28	29	61	104	566





	 YEAR	TRANSM.	F/R	L/R	DRIVE TYPE & ENGINE	REMARKS	GSP Ref.	 PRODUCT	 ABS	Technical Specifications					
										A	B	C	H	L	
FORD															
RANGER (TKE)															
2.5 i (122 kw)	2011.11	MT	F	L	AWD Engine GBVAF, GBVAK, GBVAL		2342210L	Drive Shaft		28	29	61	104	609	
3.2 TDCi (147 kw)	2011.04	AT/MT	F	R	AWD Engine ENSA, SA2R, SA2S, SA2W, SAFA		2342200L	Drive Shaft		28	29	61	104	566	
	2011.04	AT/MT	F	L	AWD Engine ENSA, SA2R, SA2S, SA2W, SAFA		2342210L	Drive Shaft		28	29	61	104	609	
FORD ASIA & OCEANIA															
EVEREST															
2.2 TDCi(118 kw)	2015.01	6MT	F	R	AWD Engine T22DD0P		2342200L	Drive Shaft		28	29	61	104	566	
	2015.01	6MT	F	L	AWD Engine T22DD0P		2342210L	Drive Shaft		28	29	61	104	609	
FORD AUSTRALIA															
RANGER (PX)															
2.2 TDdi (110 kw)	2011.11	2015.06	MT/AT	F	L	AWD Engine P4-AT		2342210L	Drive Shaft		28	29	61	104	609
	2011.11	2015.06	MT/AT	F	R	AWD Engine P4-AT		2342200L	Drive Shaft		28	29	61	104	566
LAND ROVER															
DISCOVERY III (L319)															
2.7 TD (140 kw)	2004.07	2009.09	Semi	F	R	AWD Engine 276DT		2596230L	Drive Shaft	48T	29	29	74	96	998
	2004.07	2009.09	Semi	F	L	AWD Engine 276DT		2595350L	Drive Shaft	48T	29	29	74	96	639
4.0 (160 kw)	2005.02	2009.09	6MT	F	R	AWD Engine 40VSER		2596230L	Drive Shaft	48T	29	29	74	96	998
4.0 V6 (160 kw)	2004.10	2009.09	AT	F	R	AWD Engine 406PN		2596230L	Drive Shaft	48T	29	29	74	96	998
4.4 (220 kw)	2004.07	2009.09	6MT	F	R	AWD Engine 448PN		2596230L	Drive Shaft	48T	29	29	74	96	998
DISCOVERY III VAN (L319)															
2.7 TD (140 kw)	2007.01	2009.07	6MT	F	R	AWD Engine 276DT		2596230L	Drive Shaft	48T	29	29	74	96	998
	2007.01	2009.07	6MT	F	L	AWD Engine 276DT		2595350L	Drive Shaft	48T	29	29	74	96	639
DISCOVERY IV (L319)															
2.7 TD (140 kw)	2009.09	2018.12	6AT/6MT	F	R	AWD Engine 276DT		2596230L	Drive Shaft	48T	29	29	74	96	998
	2009.09	2018.12	6AT	F	L	AWD Engine 276DT		2595350L	Drive Shaft	48T	29	29	74	96	639
3.0 (250 kw)	2013.08	2018.12	6AT/8AT	F	R	AWD Engine 306PS		2596230L	Drive Shaft	48T	29	29	74	96	998
3.0 SDV6 (188 kw)	2009.11	2018.12	8AT	F	R	AWD Engine 306DT		2596230L	Drive Shaft	48T	29	29	74	96	998
	2009.11	2018.12	8AT	F	L	AWD Engine 306DT		2595350L	Drive Shaft	48T	29	29	74	96	639
3.0 TD (155 kw)	2010.05	2018.12	6AT/8AT	F	R	AWD Engine 306DT		2596230L	Drive Shaft	48T	29	29	74	96	998
	2010.05	2018.12	6AT/8AT	F	L	AWD Engine 306DT		2595350L	Drive Shaft	48T	29	29	74	96	639
3.0 TD (180 kw)	2009.09	2018.12	6AT	F	R	AWD Engine 306DT		2596230L	Drive Shaft	48T	29	29	74	96	998
	2009.09	2018.12	6AT	F	L	AWD Engine 306DT		2595350L	Drive Shaft	48T	29	29	74	96	639
3.0 TD (183 kw)	2012.07	2018.12	6AT/8AT	F	R	AWD Engine 306DT		2596230L	Drive Shaft	48T	29	29	74	96	998
	2012.07	2018.12	6AT/8AT	F	L	AWD Engine 306DT		2595350L	Drive Shaft	48T	29	29	74	96	639
3.0 TD (200 kw)	2009.09	2018.12	6AT	F	R	AWD Engine 306DT		2596230L	Drive Shaft	48T	29	29	74	96	998
	2009.09	2018.12	6AT	F	L	AWD Engine 306DT		2595350L	Drive Shaft	48T	29	29	74	96	639
5.0 V8 (276 kw)	2009.09	2018.12	6AT	F	R	AWD Engine 508PN		2596230L	Drive Shaft	48T	29	29	74	96	998
DISCOVERY IV VAN (L319)															
3.0 TD (155 kw)	2011.01	2017.12	6AT	F	R	AWD Engine 306DT		2596230L	Drive Shaft	48T	29	29	74	96	998
	2011.01	2017.12	6AT	F	L	AWD Engine 306DT		2595350L	Drive Shaft	48T	29	29	74	96	639
3.0 TD (180 kw)	2011.01	2017.12	6AT	F	R	AWD Engine 306DT		2596230L	Drive Shaft	48T	29	29	74	96	998
	2011.01	2017.12	6AT	F	L	AWD Engine 306DT		2595350L	Drive Shaft	48T	29	29	74	96	639
3.0 TD (188 kw)	2011.01	2017.12	8AT	F	R	AWD Engine 306DT		2596230L	Drive Shaft	48T	29	29	74	96	998
	2011.01	2017.12	8AT	F	L	AWD Engine 306DT		2595350L	Drive Shaft	48T	29	29	74	96	639
DISCOVERY SPORT (L550)															
2.0 D (110 kw)	2014.12		MT	F	L	AWD Engine 204DTD		2184080L	Drive Shaft		31	31	68.3	97	602
	2014.12		AT	F	L	AWD Engine 204DTD		2029920L	Drive Shaft		31	31	68.3	97	590
	2015.08		MT	F	L	Engine 204DTD		2184080L	Drive Shaft		31	31	68.3	97	602
2.0 D (132 kw)	2015.06		MT	F	L	AWD Engine 204DTD	Date from:2016.01	2184080L	Drive Shaft		31	31	68.3	97	602
2.0 D (177 kw)	2017.08		MT	F	L	AWD Engine 204DTA	Date from:2018.01	2184080L	Drive Shaft		31	31	68.3	97	602
2.2 D (110 kw)	2014.09		MT	F	L	AWD Engine 224DT		2184080L	Drive Shaft		31	31	68.3	97	602
2.2 D (140 kw)	2014.09		MT	F	L	AWD Engine 224DT		2184080L	Drive Shaft		31	31	68.3	97	602
	2014.09		AT	F	L	AWD Engine 224DT		2029920L	Drive Shaft		31	31	68.3	97	590
RANGE ROVER EVOQUE (L538)															
2.0 D (110 kw)	2015.06	2019.12	MT	F	L	Engine 204DTD		2184080L	Drive Shaft		31	31	68.3	97	602
	2015.06	2019.12	MT	F	L	AWD Engine 204DTD	Date from:2016.01	2184080L	Drive Shaft		31	31	68.3	97	602
	2015.11	2019.12	MT	F	L	AWD Engine 204DTD	Date from:2016.01	2184080L	Drive Shaft		31	31	68.3	97	602
2.0 D (132 kw)	2015.05	2019.12	MT	F	L	AWD Engine 204DTD		2184080L	Drive Shaft		31	31	68.3	97	602
	2015.11	2019.12	MT	F	L	AWD Engine 204DTD	Date from:2016.01	2184080L	Drive Shaft		31	31	68.3	97	602
2.0 D (177 kw)	2017.08	2019.12	MT	F	L	AWD Engine 204DTA	Date from:2018.01	2184080L	Drive Shaft		31	31	68.3	97	602
2.2 D (110 kw)	2011.06	2019.12	6MT	F	R	Engine 224DT	Chassis no. to:(V)DH999999	2184090L	Drive Shaft		31	28	68.3	97	1069
	2011.06	2019.12	6AT	F	R	AWD Engine 224DT		2031770L	Drive Shaft		31	28	68.3	97	1052
	2011.06	2019.12	6MT	F	L	Engine 224DT	Chassis no. to:(V)DH999999	2184080L	Drive Shaft		31	31	68.3	97	602
	2011.06	2019.12	6MT	F	L	AWD Engine 224DT	Chassis no. to:(V)DH999999	2184080L	Drive Shaft		31	31	68.3	97	602
	2011.06	2019.12	6AT	F	L	AWD Engine 224DT		2029920L	Drive Shaft		31	31	68.3	97	590





	 YEAR	TRANSM.	F/R	L/R	DRIVE TYPE & ENGINE	REMARKS	GSP Ref.	 PRODUCT	 ABS	Technical Specifications				
										A	B	C	H	L
LAND ROVER														
RANGE ROVER EVOQUE (L538)														
2.2 D (140 kw)	2011.06 2019.12	6AT	F	R	AWD Engine 224DT		2031770L	Drive Shaft		31	28	68.3	97	1052
	2011.06 2019.12	6MT	F	L	AWD Engine 224DT	Chassis no. to:(V)DH999999	2184080L	Drive Shaft		31	31	68.3	97	602
	2011.06 2019.12	6AT	F	L	AWD Engine 224DT		2029920L	Drive Shaft		31	31	68.3	97	590
RANGE ROVER EVOQUE VAN (L538)														
SD4 (140 kw)	2015.05 2019.12	6MT	F	L	AWD Engine 224DT	Chassis no. to:(V)DH999999	2184080L	Drive Shaft		31	31	68.3	97	602
TD4 (110 kw)	2015.05 2019.12	6MT	F	R	Engine 224DT	Chassis no. to:(V)DH999999	2184090L	Drive Shaft		31	28	68.3	97	1069
	2015.05 2019.12	6MT	F	L	Engine 224DT	Chassis no. to:(V)DH999999	2184080L	Drive Shaft		31	31	68.3	97	602
	2015.05 2019.12	6MT	F	L	AWD Engine 224DT	Chassis no. to:(V)DH999999	2184080L	Drive Shaft		31	31	68.3	97	602
RANGE ROVER SPORT I (L320)														
2.7 D (140 kw)	2005.02 2013.03	6AT	F	R	AWD Engine 276DT		2596230L	Drive Shaft	48T	29	29	74	96	998
	2005.02 2013.03	6AT	F	L	AWD Engine 276DT		2595350L	Drive Shaft	48T	29	29	74	96	639
3.0 D (155 kw)	2010.05 2013.03	6AT/8AT	F	R	AWD Engine 306DT		2596230L	Drive Shaft	48T	29	29	74	96	998
	2010.05 2013.03	6AT/8AT	F	L	AWD Engine 306DT		2595350L	Drive Shaft	48T	29	29	74	96	639
3.0 D (180 kw)	2009.09 2013.03	6AT	F	L	AWD Engine 306DT		2595350L	Drive Shaft	48T	29	29	74	96	639
	2009.09 2013.03	6AT	F	R	AWD Engine 306DT		2596230L	Drive Shaft	48T	29	29	74	96	998
3.0 D (183 kw)	2012.08 2013.03	8AT	F	L	AWD Engine 306DT		2595350L	Drive Shaft	48T	29	29	74	96	639
	2012.08 2013.03	8AT	F	R	AWD Engine 306DT		2596230L	Drive Shaft	48T	29	29	74	96	998
3.0 D (188 kw)	2011.06 2013.03	8AT	F	R	AWD Engine 306DT		2596230L	Drive Shaft	48T	29	29	74	96	998
	2011.06 2013.03	8AT	F	L	AWD Engine 306DT		2595350L	Drive Shaft	48T	29	29	74	96	639
3.6 D (200 kw)	2006.04 2013.03	6AT/8AT	F	R	AWD Engine 368DT		2596230L	Drive Shaft	48T	29	29	74	96	998
4.2 (287 kw)	2005.02 2013.03	6AT	F	R	AWD Engine 428PS		2596230L	Drive Shaft	48T	29	29	74	96	998
4.2 (291 kw)	2006.01 2010.02	6AT	F	R	AWD Engine 428PS		2596230L	Drive Shaft	48T	29	29	74	96	998
4.4 (220 kw)	2005.02 2013.03	6AT	F	R	AWD Engine 448PN		2596230L	Drive Shaft	48T	29	29	74	96	998
5.0 (276 kw)	2009.07 2013.03	6AT	F	R	AWD Engine 508PN		2596230L	Drive Shaft	48T	29	29	74	96	998
5.0 (372 kw)	2009.04 2013.03	6AT	F	R	AWD Engine 508PS		2596230L	Drive Shaft	48T	29	29	74	96	998
5.0 (375 kw)	2009.09 2013.03	6AT	F	R	AWD Engine 508PS		2596230L	Drive Shaft	48T	29	29	74	96	998
LEXUS														
GX (URJ15_, GRJ15_)														
460 (218 kw)	2010.01	6AT	F	L/R	AWD Engine 1UR-FE		2590150L	Drive Shaft		30	30	70	101.5	648
460 (225 kw)	2010.01	6AT	F	L/R	AWD Engine 1UR-FE		2590150L	Drive Shaft		30	30	70	101.5	648
GX (_J12_)														
470 (175 kw)	2001.11 2009.11	5AT	F	L/R	AWD Engine 2UZ-FE		2590150L	Drive Shaft		30	30	70	101.5	648
470 (199 kw)	2001.11 2009.11	5AT	F	L/R	AWD Engine 2UZ-FE		2590150L	Drive Shaft		30	30	70	101.5	648
MAZDA														
BT-50 II (B22, B32, UP, UR)														
3.2 MZ-CD (147 kw)	2011.11	6AT/6MT	F	L	AWD Engine P5-AT	date to:2014.07	2342210L	Drive Shaft		28	29	61	104	609
	2011.11	6AT/6MT	F	R	AWD Engine P5-AT	date to:2014.07	2342200L	Drive Shaft		28	29	61	104	566
MERCEDES BENZ														
A-CLASS (W176)														
A 160 CDI / d (66 kw)	2013.06 2018.05	MT	F	L	Engine OM 607.951		2350670L	Drive Shaft		30	27	65.5	53.5	537
A 180 CDI (80 kw)	2012.06 2014.10	6MT/7AT	F	L	Engine OM 651.901		2350670L	Drive Shaft		30	27	65.5	53.5	537
	2012.06 2014.10	6MT/7AT	F	R	Engine OM 651.901	With Intermediate Shaft	2014700L	Drive Shaft		30	27	65.5	53.5	998
A 180 CDI / d (80 kw)	2012.06 2018.05	6MT/7AT	F	L	Engine OM 607.951		2350670L	Drive Shaft		30	27	65.5	53.5	537
A 200 (115 kw)	2012.06 2018.05	6MT/7AT	F	L	Engine M 270.910		2350670L	Drive Shaft		30	27	65.5	53.5	537
A 200 CDI (100 kw)	2012.06 2014.10	6MT/7AT	F	L	Engine OM 651.901		2350670L	Drive Shaft		30	27	65.5	53.5	537
	2012.06 2014.10	6MT/7AT	F	R	Engine OM 651.901	With Intermediate Shaft	2014700L	Drive Shaft		30	27	65.5	53.5	998
A 200 CDI / d (100 kw)	2014.02 2018.05	AT	F	R	Engine OM 651.930	With Intermediate Shaft	2014700L	Drive Shaft		30	27	65.5	53.5	998
	2014.02 2018.05	AT	F	R	AWD Engine OM 651.930	With Intermediate Shaft	2014700L	Drive Shaft		30	27	65.5	53.5	998
	2014.02 2018.05	AT	F	L	Engine OM 651.930		2350670L	Drive Shaft		30	27	65.5	53.5	537
	2014.02 2018.05	AT	F	L	AWD Engine OM 651.930		2350670L	Drive Shaft		30	27	65.5	53.5	537
A 220 (135 kw)	2014.05 2018.05	AT	F	L	AWD Engine M 270.920		2350670L	Drive Shaft		30	27	65.5	53.5	537
A 220 CDI (120 kw)	2014.01 2018.05	AT	F	R	Engine OM 651.930	With Intermediate Shaft	2014700L	Drive Shaft		30	27	65.5	53.5	998
	2014.01 2018.05	AT	F	L	Engine OM 651.930		2350670L	Drive Shaft		30	27	65.5	53.5	537
A 220 CDI (125 kw)	2012.09 2018.05	6MT/7AT	F	L	Engine OM 651.930		2350670L	Drive Shaft		30	27	65.5	53.5	537
	2014.02 2018.05	AT	F	R	AWD Engine OM 651.930	With Intermediate Shaft	2014700L	Drive Shaft		30	27	65.5	53.5	998
	2014.02 2018.05	AT	F	L	AWD Engine OM 651.930		2350670L	Drive Shaft		30	27	65.5	53.5	537
A 220 d (130 kw)	2015.07 2018.05	DCT	F	R	Engine OM 651.930	With Intermediate Shaft	2014700L	Drive Shaft		30	27	65.5	53.5	998
	2015.07 2018.05	DCT	F	R	AWD Engine OM 651.930	With Intermediate Shaft	2014700L	Drive Shaft		30	27	65.5	53.5	998
	2015.07 2018.05	DCT	F	L	Engine OM 651.930		2350670L	Drive Shaft		30	27	65.5	53.5	537
	2015.07 2018.05	DCT	F	L	AWD Engine OM 651.930		2350670L	Drive Shaft		30	27	65.5	53.5	537
A 250 (155 kw)	2012.06 2018.05	6MT/7AT	F	L	Engine M 270.920		2350670L	Drive Shaft		30	27	65.5	53.5	537
	2013.06 2018.05	AT	F	L	AWD Engine M 270.920		2350670L	Drive Shaft		30	27	65.5	53.5	537
A 250 (160 kw)	2015.07 2018.05	DCT/MT	F	L	Engine M 270.920		2350670L	Drive Shaft		30	27	65.5	53.5	537
	2015.07 2018.05	DCT	F	L	AWD Engine M 270.920		2350670L	Drive Shaft		30	27	65.5	53.5	537





	 YEAR	TRANSM.	F/R	L/R	DRIVE TYPE & ENGINE	REMARKS	GSP Ref.	 PRODUCT	 ABS	Technical Specifications					
										A	B	C	H	L	
MERCEDES BENZ															
B-CLASS Sports Tourer (W246, W242)															
B 160 (75 kw)	2015.07	2018.12	MT/DCT	F	L	Engine M 270.910		2350670L	Drive Shaft		30	27	65.5	53.5	537
B 160 CDI / d (66 kw)	2013.05	2018.12	AT/MT	F	L	Engine OM 607.951		2350670L	Drive Shaft		30	27	65.5	53.5	537
B 180 (90 kw)	2011.11	2018.12	AT/MT	F	L	Engine M 270.910		2350670L	Drive Shaft		30	27	65.5	53.5	537
B 180 CDI (80 kw)	2011.11	2014.08	AT/MT	F	R	Engine OM 651.901	With Intermediate Shaft	2014700L	Drive Shaft		30	27	65.5	53.5	998
	2011.11	2014.08	AT/MT	F	L	Engine OM 651.901		2350670L	Drive Shaft		30	27	65.5	53.5	537
	2013.06	2014.08	6MT/7AT	F	R	Engine OM 651.930	With Intermediate Shaft	2014700L	Drive Shaft		30	27	65.5	53.5	998
B 180 CDI / d (80 kw)	2013.02	2018.12	AT/MT	F	L	Engine OM 607.951		2350670L	Drive Shaft		30	27	65.5	53.5	537
B 200 (115 kw)	2011.11	2018.12	AT/MT	F	L	Engine M 270.910		2350670L	Drive Shaft		30	27	65.5	53.5	537
B 200 CDI (100 kw)	2011.11	2014.08	AT/MT	F	R	Engine OM 651.901	With Intermediate Shaft	2014700L	Drive Shaft		30	27	65.5	53.5	998
	2011.11	2014.08	AT/MT	F	L	Engine OM 651.901		2350670L	Drive Shaft		30	27	65.5	53.5	537
B 200 CDI / d (100 kw)	2014.08	2018.12	AT/MT	F	R	Engine OM 651.930	With Intermediate Shaft	2014700L	Drive Shaft		30	27	65.5	53.5	998
	2014.08	2018.12	AT/MT	F	R	AWD Engine OM 651.930	With Intermediate Shaft	2014700L	Drive Shaft		30	27	65.5	53.5	998
	2014.08	2018.12	AT/MT	F	L	Engine OM 651.930		2350670L	Drive Shaft		30	27	65.5	53.5	537
	2014.08	2018.12	AT/MT	F	L	AWD Engine OM 651.930		2350670L	Drive Shaft		30	27	65.5	53.5	537
B 200 Natural Gas Drive / B 200 c (115 kw)	2012.11	2017.12	AT/MT	F	L	Engine M 270.920		2350670L	Drive Shaft		30	27	65.5	53.5	537
B 220 (135 kw)	2013.05	2018.12	AT/MT	F	L	AWD Engine M 270.920		2350670L	Drive Shaft		30	27	65.5	53.5	537
B 220 CDI / d (120 kw)	2013.06	2018.12	AT/MT	F	L/R	Engine OM 651.930		2350670L	Drive Shaft		30	27	65.5	53.5	537
B 220 CDI / d (125 kw)	2011.11	2018.12	AT/MT	F	L/R	Engine OM 651.930		2350670L	Drive Shaft		30	27	65.5	53.5	537
B 220 CDI / d (130 kw)	2014.08	2018.12	DCT/MT	F	R	Engine OM 651.930	With Intermediate Shaft	2014700L	Drive Shaft		30	27	65.5	53.5	998
	2014.08	2018.12	6MT/7AT	F	R	AWD Engine OM 651.930	With Intermediate Shaft	2014700L	Drive Shaft		30	27	65.5	53.5	998
	2014.08	2018.12	DCT/MT	F	L	Engine OM 651.930		2350670L	Drive Shaft		30	27	65.5	53.5	537
	2014.08	2018.12	6MT/7AT	F	L	AWD Engine OM 651.930		2350670L	Drive Shaft		30	27	65.5	53.5	537
B 220 d (125 kw)	2018.06	2018.12	6MT/7AT	F	L	AWD Engine OM 651.930		2350670L	Drive Shaft		30	27	65.5	53.5	537
	2018.06	2018.12	6MT/7AT	F	R	AWD Engine OM 651.930	With Intermediate Shaft	2014700L	Drive Shaft		30	27	65.5	53.5	998
B 250 (155 kw)	2012.05	2018.12	DCT/MT	F	L	Engine M 270.920		2350670L	Drive Shaft		30	27	65.5	53.5	537
	2014.08	2018.12	AT	F	L	AWD Engine M 270.920		2350670L	Drive Shaft		30	27	65.5	53.5	537
C-CLASS (A205)															
AMG C 43 (270 kw)	2016.10	2018.05	9AT	R	L/R	AWD Engine M 276.823		2037940L	Drive Shaft		27	27	68	72	782
AMG C 43 (287 kw)	2018.05		9AT	R	L/R	AWD Engine M 276.823		2037940L	Drive Shaft		27	27	68	72	782
C 180 (115 kw)	2019.06		9AT	R	L/R	Engine M 264.915		2037940L	Drive Shaft		27	27	68	72	782
C 200 d (118 kw)	2018.07		9AT	R	R	Engine OM 654.916		2037940L	Drive Shaft		27	27	68	72	782
C 200 EQ Boost (135 kw)	2018.05		9AT	R	L/R	AWD Engine M 264.915		2037940L	Drive Shaft		27	27	68	72	782
	2018.05		9AT	R	L/R	Engine M 264.915		2037940L	Drive Shaft		27	27	68	72	782
C 300 EQ Boost (190 kw)	2019.05		9AT	R	R	AWD Engine M 264.920		2037940L	Drive Shaft		27	27	68	72	782
C-CLASS (W204)															
C 250 CDI (150 kw)	2008.08	2014.01	SAT/7AT/6MT	R	L/R	Engine OM 651.911		2037930L	Drive Shaft	48NS	27	30	68	72	767
C 320 CDI (165 kw)	2007.01	2014.01	AT/MT	R	L/R	Engine OM 642.960		2037920L	Drive Shaft	48NS	27	30	68	72	768
C 350 CDI (165 kw)	2009.07	2014.01	7AT/6MT	R	L/R	Engine OM 642.960		2037920L	Drive Shaft	48NS	27	30	68	72	768
C 350 CDI (170 kw)	2009.10	2014.01	7AT	R	L/R	Engine OM 642.830		2037920L	Drive Shaft	48NS	27	30	68	72	768
C-CLASS (W205)															
AMG C 43 (270 kw)	2016.04	2018.05	9AT	R	L/R	AWD Engine M 276.823		2037940L	Drive Shaft		27	27	68	72	782
AMG C 43 (287 kw)	2018.05		9AT	R	L/R	AWD Engine M 276.823		2037940L	Drive Shaft		27	27	68	72	782
C 160 (95 kw)	2019.06		9AT	R	L/R	Engine M 264.915		2037940L	Drive Shaft		27	27	68	72	782
C 180 (110 kw)	2018.10		9AT	R	L/R	Engine M 274.910		2037940L	Drive Shaft		27	27	68	72	782
C 180 (115 kw)	2014.03		9AT	R	L/R	Engine M 274.910		2037940L	Drive Shaft		27	27	68	72	782
	2019.06		9AT	R	L/R	Engine M 264.915		2037940L	Drive Shaft		27	27	68	72	782
C 180 d (90 kw)	2018.05		9AT	R	R	Engine OM 654.916		2037940L	Drive Shaft		27	27	68	72	782
C 200 d (100 kw)	2015.10	2018.05	9AT	R	R	Engine OM 651.921		2037940L	Drive Shaft		27	27	68	72	782
C 200 d (118 kw)	2018.05		9AT	R	R	Engine OM 654.916		2037940L	Drive Shaft		27	27	68	72	782
	2018.04		9AT	R	R	AWD Engine M 264.915		2037940L	Drive Shaft		27	27	68	72	782
C 200 EQ Boost (135 kw)	2018.04		9AT	R	R	Engine M 264.915		2037940L	Drive Shaft		27	27	68	72	782
	2018.04		9AT	R	R	Engine M 264.915		2037940L	Drive Shaft		27	27	68	72	782
C 220 d (125 kw)	2015.04	2018.05	7AT	R	R	AWD Engine OM 651.921	For SA code:805	2037940L	Drive Shaft		27	27	68	72	782
C 450 AMG (270 kw)	2015.04	2018.05	7AT	R	L/R	AWD Engine M 276.823	Date from:2015.08	2037940L	Drive Shaft		27	27	68	72	782
C-CLASS Coupe (C204)															
C 250 CDI (150 kw)	2011.06		AT	R	L/R	Engine OM 651.911		2037930L	Drive Shaft	48NS	27	30	68	72	767
	2011.06		MT	R	L/R	Engine OM 651.911		2037920L	Drive Shaft	48NS	27	30	68	72	768
C-CLASS Coupe (C205)															
AMG C 43 (270 kw)	2016.04	2018.05	9AT	R	L/R	AWD Engine M 276.823		2037940L	Drive Shaft		27	27	68	72	782
AMG C 43 (287 kw)	2018.05		9AT	R	L/R	AWD Engine M 276.823		2037940L	Drive Shaft		27	27	68	72	782
C 180 (110 kw)	2018.11		9AT	R	L/R	Engine M 274.910		2037940L	Drive Shaft		27	27	68	72	782
C 180 (115 kw)	2019.06		9AT	R	L/R	Engine M 264.915		2037940L	Drive Shaft		27	27	68	72	782
C 200 (135 kw)	2015.10	2018.05	AT	R	L	Engine M 274.920	Date from:2016.11	2037940L	Drive Shaft		27	27	68	72	782
C 200 d (118 kw)	2018.07		9AT	R	R	Engine OM 654.916		2037940L	Drive Shaft		27	27	68	72	782
C 200 EQ Boost (135 kw)	2018.05		9AT	R	L/R	AWD Engine M 264.915		2037940L	Drive Shaft		27	27	68	72	782
	2018.05		9AT	R	L/R	Engine M 264.915		2037940L	Drive Shaft		27	27	68	72	782
C 300 (190 kw)	2018.05		9AT	R	R	AWD Engine M 264.920		2037940L	Drive Shaft		27	27	68	72	782





	 YEAR	TRANSM.	F/R	L/R	DRIVE TYPE & ENGINE	REMARKS	GSP Ref.	 PRODUCT	 ABS	Technical Specifications				
										A	B	C	H	L
MERCEDES BENZ														
C-CLASS Coupe (C205)														
C 300 EQ Boost (190 kw)	2019.05	9AT	R	R	AWD Engine M 264.920		2037940L	Drive Shaft		27	27	68	72	782
C-CLASS T-Model (S204)														
C 220 CDI (120 kw)	2008.12	2014.08	AT	R	L/R Engine OM 651.911	For SA code:-423+800	2037930L	Drive Shaft	48NS	27	30	68	72	767
C 220 CDI (125 kw)	2008.12	2014.08	MT	R	L/R Engine OM 651.911		2037930L	Drive Shaft	48NS	27	30	68	72	767
C 250 CDI (150 kw)	2009.01	2014.08	5AT/7AT	R	L/R Engine OM 651.911	For SA code:800/801/809	2037930L	Drive Shaft	48NS	27	30	68	72	767
	2009.01	2014.08	6MT	R	L/R Engine OM 651.911		2037920L	Drive Shaft	48NS	27	30	68	72	768
C 320 CDI (165 kw)	2007.08	2014.08	AT/MT	R	L/R Engine OM 642.960		2037920L	Drive Shaft	48NS	27	30	68	72	768
C 350 CDI (165 kw)	2007.08	2014.08	7AT/6MT	R	L/R Engine OM 642.830		2037920L	Drive Shaft	48NS	27	30	68	72	768
C 350 CDI (170 kw)	2009.10	2014.08	7AT/6MT	R	L/R Engine OM 642.830		2037920L	Drive Shaft	48NS	27	30	68	72	768
C-CLASS T-Model (S205)														
AMG C 43 (270 kw)	2016.04	2018.05	9AT	R	L/R AWD Engine M 276.823		2037940L	Drive Shaft		27	27	68	72	782
AMG C 43 (287 kw)	2018.05		9AT	R	L/R AWD Engine M 276.823		2037940L	Drive Shaft		27	27	68	72	782
C 160 (95 kw)	2019.06		9AT	R	L/R Engine M 264.915		2037940L	Drive Shaft		27	27	68	72	782
C 180 (115 kw)	2014.09		9AT	R	L/R Engine M 274.910		2037940L	Drive Shaft		27	27	68	72	782
	2019.06		9AT	R	L/R Engine M 264.915		2037940L	Drive Shaft		27	27	68	72	782
C 180 d (90 kw)	2018.05		9AT	R	R Engine OM 654.916		2037940L	Drive Shaft		27	27	68	72	782
C 200 d (100 kw)	2015.10	2018.05	9AT	R	R Engine OM 651.921		2037940L	Drive Shaft		27	27	68	72	782
C 200 d (118 kw)	2018.05		9AT	R	R Engine OM 654.916		2037940L	Drive Shaft		27	27	68	72	782
C 200 EQ Boost (135 kw)	2018.04		9AT	R	L/R Engine M 264.915		2037940L	Drive Shaft		27	27	68	72	782
	2018.04		9AT	R	L/R AWD Engine M 264.915		2037940L	Drive Shaft		27	27	68	72	782
C 300 (190 kw)	2018.05		9AT	R	R AWD Engine M 264.920		2037940L	Drive Shaft		27	27	68	72	782
C 300 EQ Boost (190 kw)	2019.05		9AT	R	R AWD Engine M 264.920		2037940L	Drive Shaft		27	27	68	72	782
C 450 AMG (270 kw)	2015.04	2018.05	7AT	R	L/R AWD Engine M 276.823	Date from:2015.08	2037940L	Drive Shaft		27	27	68	72	782
CLA Coupe (C117)														
CLA 180 (90 kw)	2013.01	2019.03	AT/MT	F	L Engine M 270.910		2350670L	Drive Shaft		30	27	65.5	53.5	537
CLA 180 CDI / d (80 kw)	2013.10	2018.05	AT/MT	F	L Engine OM 607.951		2350670L	Drive Shaft		30	27	65.5	53.5	537
CLA 200 (110 kw)	2018.07	2019.03	6MT/7AT	F	L Engine M 270.910		2350670L	Drive Shaft		30	27	65.5	53.5	537
CLA 200 (115 kw)	2013.01	2019.03	AT/MT	F	L Engine M 270.910		2350670L	Drive Shaft		30	27	65.5	53.5	537
CLA 200 CDI (100 kw)	2013.06	2014.08	AT/MT	F	L Engine OM 651.901		2350670L	Drive Shaft		30	27	65.5	53.5	537
	2013.06	2014.08	AT/MT	F	R Engine OM 651.901	With Intermediate Shaft	2014700L	Drive Shaft		30	27	65.5	53.5	998
CLA 200 CDI / d (100 kw)	2014.07	2019.03	DCT/MT	F	R AWD Engine OM 651.930	With Intermediate Shaft	2014700L	Drive Shaft		30	27	65.5	53.5	998
	2014.07	2019.03	AT/MT	F	R Engine OM 651.930	With Intermediate Shaft	2014700L	Drive Shaft		30	27	65.5	53.5	998
	2014.07	2019.03	DCT/MT	F	L AWD Engine OM 651.930		2350670L	Drive Shaft		30	27	65.5	53.5	537
	2014.07	2019.03	AT/MT	F	L Engine OM 651.930		2350670L	Drive Shaft		30	27	65.5	53.5	537
CLA 220 (135 kw)	2016.04	2019.03	7AT	F	L AWD Engine M 270.920		2350670L	Drive Shaft		30	27	65.5	53.5	537
CLA 220 CDI (125 kw)	2014.07	2019.03	DCT/MT	F	L AWD Engine OM 651.930		2350670L	Drive Shaft		30	27	65.5	53.5	537
	2014.07	2019.03	DCT/MT	F	R AWD Engine OM 651.930	With Intermediate Shaft	2014700L	Drive Shaft		30	27	65.5	53.5	998
CLA 220 CDI / d (120 kw)	2013.01	2019.03	DCT/MT	F	L Engine OM 651.930		2350670L	Drive Shaft		30	27	65.5	53.5	537
	2013.01	2019.03	DCT/MT	F	R Engine OM 651.930	With Intermediate Shaft	2014700L	Drive Shaft		30	27	65.5	53.5	998
	2014.08	2019.03	6MT/7AT	F	R AWD Engine OM 651.930	With Intermediate Shaft	2014700L	Drive Shaft		30	27	65.5	53.5	998
	2014.08	2019.03	6MT/7AT	F	L AWD Engine OM 651.930		2350670L	Drive Shaft		30	27	65.5	53.5	537
CLA 220 CDI / d (125 kw)	2013.01	2019.03	DCT/MT	F	L Engine OM 651.930		2350670L	Drive Shaft		30	27	65.5	53.5	537
	2013.01	2019.03	DCT/MT	F	R Engine OM 651.930	With Intermediate Shaft	2014700L	Drive Shaft		30	27	65.5	53.5	998
CLA 220 CDI / d (130 kw)	2014.09	2019.03	DCT/MT	F	R Engine OM 651.930	With Intermediate Shaft	2014700L	Drive Shaft		30	27	65.5	53.5	998
	2014.09	2019.03	AT	F	R AWD Engine OM 651.930	With Intermediate Shaft	2014700L	Drive Shaft		30	27	65.5	53.5	998
	2014.09	2019.03	DCT/MT	F	L Engine OM 651.930		2350670L	Drive Shaft		30	27	65.5	53.5	537
	2014.09	2019.03	AT	F	L AWD Engine OM 651.930		2350670L	Drive Shaft		30	27	65.5	53.5	537
CLA 250 (155 kw)	2013.01	2019.03	AT	F	L Engine M 270.920		2350670L	Drive Shaft		30	27	65.5	53.5	537
	2013.07	2019.03	AT	F	L AWD Engine M 270.920		2350670L	Drive Shaft		30	27	65.5	53.5	537
CLA 250 (160 kw)	2015.07	2019.03	DCT/MT	F	L Engine M 270.920		2350670L	Drive Shaft		30	27	65.5	53.5	537
	2015.07	2019.03	DCT	F	L AWD Engine M 270.920		2350670L	Drive Shaft		30	27	65.5	53.5	537
CLA Shooting Brake (X117)														
CLA 180 (90 kw)	2015.01	2019.03	AT/MT	F	L Engine M 270.910		2350670L	Drive Shaft		30	27	65.5	53.5	537
CLA 180 d (80 kw)	2015.07	2018.05	DCT/MT	F	L Engine OM 607.951		2350670L	Drive Shaft		30	27	65.5	53.5	537
CLA 200 (115 kw)	2015.01	2019.03	AT/MT	F	L Engine M 270.910		2350670L	Drive Shaft		30	27	65.5	53.5	537
CLA 200 CDI / d (100 kw)	2015.01	2019.03	AT/MT	F	R Engine OM 651.930	With Intermediate Shaft	2014700L	Drive Shaft		30	27	65.5	53.5	998
	2015.01	2019.03	DCT	F	R AWD Engine OM 651.930	With Intermediate Shaft	2014700L	Drive Shaft		30	27	65.5	53.5	998
	2015.01	2019.03	AT/MT	F	L Engine OM 651.930		2350670L	Drive Shaft		30	27	65.5	53.5	537
	2015.01	2019.03	DCT	F	L AWD Engine OM 651.930		2350670L	Drive Shaft		30	27	65.5	53.5	537
CLA 220 (135 kw)	2016.04	2019.03	7AT	F	L AWD Engine M 270.920		2350670L	Drive Shaft		30	27	65.5	53.5	537
CLA 220 CDI / d (120 kw)	2015.01	2019.03	7AT	F	R Engine OM 651.930	With Intermediate Shaft	2014700L	Drive Shaft		30	27	65.5	53.5	998
	2015.01	2019.03	7AT	F	L Engine OM 651.930		2350670L	Drive Shaft		30	27	65.5	53.5	537
	2015.09	2019.03	7AT	F	R AWD Engine OM 651.930	With Intermediate Shaft	2014700L	Drive Shaft		30	27	65.5	53.5	998
	2015.09	2019.03	7AT	F	L AWD Engine OM 651.930		2350670L	Drive Shaft		30	27	65.5	53.5	537
CLA 220 CDI / d (130 kw)	2015.01	2019.03	7AT	F	R Engine OM 651.930	With Intermediate Shaft	2014700L	Drive Shaft		30	27	65.5	53.5	998
	2015.01	2019.03	7AT	F	R AWD Engine OM 651.930	With Intermediate Shaft	2014700L	Drive Shaft		30	27	65.5	53.5	998





	 YEAR	TRANSM.	F/R	L/R	DRIVE TYPE & ENGINE	REMARKS	GSP Ref.	 PRODUCT	 ABS	Technical Specifications					
										A	B	C	H	L	
MERCEDES BENZ															
CLA Shooting Brake (X117)															
CLA 220 CDI / d (130 kw)	2015.01	2019.03	7AT	F	L	Engine OM 651.930		2350670L	Drive Shaft		30	27	65.5	53.5	537
	2015.01	2019.03	7AT	F	L	AWD Engine OM 651.930		2350670L	Drive Shaft		30	27	65.5	53.5	537
CLA 220 d (125 kw)	2018.07	2019.03	7AT	F	L	Engine OM 651.930		2350670L	Drive Shaft		30	27	65.5	53.5	537
	2018.07	2019.03	7AT	F	L	AWD Engine OM 651.930		2350670L	Drive Shaft		30	27	65.5	53.5	537
	2018.07	2019.03	7AT	F	R	Engine OM 651.930	With Intermediate Shaft	2014700L	Drive Shaft		30	27	65.5	53.5	998
	2018.07	2019.03	7AT	F	R	AWD Engine OM 651.930	With Intermediate Shaft	2014700L	Drive Shaft		30	27	65.5	53.5	998
CLA 250 (155 kw)	2015.01	2019.03	DCT/MT	F	L	Engine M 270.920		2350670L	Drive Shaft		30	27	65.5	53.5	537
	2015.01	2019.03	AT	F	L	AWD Engine M 270.920		2350670L	Drive Shaft		30	27	65.5	53.5	537
CLA 250 (160 kw)	2015.07	2019.03	DCT	F	L	AWD Engine M 270.920		2350670L	Drive Shaft		30	27	65.5	53.5	537
E-CLASS (A207)															
E 250 CDI / BlueTEC / d (150 kw)	2010.01	2016.12	AT	R	L/R	Engine OM 651.911		2037930L	Drive Shaft	48NS	27	30	68	72	767
	2010.01	2016.12	MT	R	L/R	Engine OM 651.911		2037920L	Drive Shaft	48NS	27	30	68	72	768
E 320 (200 kw)	2014.07	2016.12	AT	R	L/R	Engine M 276.820	For SA code:800/801/802/803/804	2037920L	Drive Shaft	48NS	27	30	68	72	768
E 350 BlueTEC (185 kw)	2013.06	2016.12	AT	R	L/R	Engine OM 642.838		2037920L	Drive Shaft	48NS	27	30	68	72	768
E 350 BlueTEC / d (190 kw)	2014.05	2016.12	AT	R	L/R	Engine OM 642.838		2037920L	Drive Shaft	48NS	27	30	68	72	768
E 350 CDI (170 kw)	2010.01	2011.12	7AT	R	L/R	Engine OM 642.836		2037920L	Drive Shaft	48NS	27	30	68	72	768
E 350 CDI (195 kw)	2011.04	2013.12	7AT	R	L/R	Engine OM 642.838		2037920L	Drive Shaft	48NS	27	30	68	72	768
E 400 (245 kw)	2013.06	2016.12	AT	R	L/R	Engine M 276.820		2037920L	Drive Shaft	48NS	27	30	68	72	768
	2014.07	2016.12	AT	R	L/R	Engine M 276.850	For SA code:800/801/802/803/804	2037920L	Drive Shaft	48NS	27	30	68	72	768
E 500 (285 kw)	2010.01	2011.12	7AT	R	L/R	Engine M 273.966		2037920L	Drive Shaft	48NS	27	30	68	72	768
E-CLASS Coupe (C207)															
E 250 CDI / BlueTEC / d (150 kw)	2009.01	2016.12	AT	R	L/R	Engine OM 651.911		2037930L	Drive Shaft	48NS	27	30	68	72	767
	2009.01	2016.12	MT	R	L/R	Engine OM 651.911		2037920L	Drive Shaft	48NS	27	30	68	72	768
E 320 (200 kw)	2014.07	2016.12	AT	R	L/R	Engine M 276.820	For SA code:802/803/804	2037920L	Drive Shaft	48NS	27	30	68	72	768
E 350 BlueTEC (185 kw)	2013.06	2016.12	AT	R	L/R	Engine OM 642.838		2037920L	Drive Shaft	48NS	27	30	68	72	768
E 350 BlueTEC / d (190 kw)	2014.05	2016.12	AT	R	L/R	Engine OM 642.838		2037920L	Drive Shaft	48NS	27	30	68	72	768
E 350 CDI (170 kw)	2009.01	2011.06	7AT	R	L/R	Engine OM 642.836		2037920L	Drive Shaft	48NS	27	30	68	72	768
E 350 CDI (195 kw)	2011.06	2013.06	7AT	R	L/R	Engine OM 642.838		2037920L	Drive Shaft	48NS	27	30	68	72	768
E 400 (245 kw)	2013.06	2016.12	AT	R	L/R	Engine M 276.820		2037920L	Drive Shaft	48NS	27	30	68	72	768
	2014.07	2016.12	AT	R	L/R	Engine M 276.850	For SA code:800/801/802/803/804	2037920L	Drive Shaft	48NS	27	30	68	72	768
E 500 (285 kw)	2009.01	2016.12	7AT	R	L/R	Engine M 273.966		2037920L	Drive Shaft	48NS	27	30	68	72	768
GL-CLASS (X164)															
GL 320 CDI (165 kw)	2006.09	2009.05	7AT	F	L	AWD Engine OM 642.940		2050600L	Drive Shaft		30	37	70.2	90.5	665
	2006.09	2009.05	7AT	F	R	AWD Engine OM 642.940		2050610L	Drive Shaft		30	37	70.2	90.5	1004
GL 320 CDI / 350 BlueTEC (155 kw)	2009.12	2012.08	7AT	F	L	AWD Engine OM 642.820		2050600L	Drive Shaft		30	37	70.2	90.5	665
	2009.12	2012.08	7AT	F	R	AWD Engine OM 642.820		2050610L	Drive Shaft		30	37	70.2	90.5	1004
GL 350 CDI (165 kw)	2009.05	2012.08	7AT	F	L	AWD Engine OM 642.940		2050600L	Drive Shaft		30	37	70.2	90.5	665
	2009.05	2012.08	7AT	F	R	AWD Engine OM 642.940		2050610L	Drive Shaft		30	37	70.2	90.5	1004
GL 350 CDI (195 kw)	2010.10	2012.08	7AT	F	L	AWD Engine OM 642.822		2050600L	Drive Shaft		30	37	70.2	90.5	665
	2010.10	2012.08	7AT	F	R	AWD Engine OM 642.822		2050610L	Drive Shaft		30	37	70.2	90.5	1004
GL 420 CDI (225 kw)	2006.09	2009.05	7AT	F	L	AWD Engine OM 629.912		2050600L	Drive Shaft		30	37	70.2	90.5	665
	2006.09	2009.05	7AT	F	R	AWD Engine OM 629.912		2050610L	Drive Shaft		30	37	70.2	90.5	1004
GL 450 (250 kw)	2006.09	2012.08	7AT	F	L	AWD Engine M 273.923		2050600L	Drive Shaft		30	37	70.2	90.5	665
	2006.09	2012.08	7AT	F	R	AWD Engine M 273.923		2050610L	Drive Shaft		30	37	70.2	90.5	1004
GL 450 CDI (225 kw)	2009.05	2012.08	7AT	F	L	AWD Engine OM 629.912		2050600L	Drive Shaft		30	37	70.2	90.5	665
	2009.05	2012.08	7AT	F	R	AWD Engine OM 629.912		2050610L	Drive Shaft		30	37	70.2	90.5	1004
GL 500 (285 kw)	2006.09	2012.12	7AT	F	L	AWD Engine M 273.963		2050600L	Drive Shaft		30	37	70.2	90.5	665
	2006.09	2012.12	7AT	F	R	AWD Engine M 273.963		2050610L	Drive Shaft		30	37	70.2	90.5	1004
GLA-CLASS (X156)															
GLA 180 (90 kw)	2015.02		AT/MT	F	L	Engine M 270.910	Not for vehicles with increased ground clearance/for sale	2350670L	Drive Shaft		30	27	65.5	53.5	537
	2015.02		AT/MT	F	L	Engine M 270.910	Not for vehicles with increased ground clearance/for sale	2350670L	Drive Shaft		30	27	65.5	53.5	537
	2015.02		AT/MT	F	L	Engine M 270.910	For vehicles with increased ground clearance	2350670L	Drive Shaft		30	27	65.5	53.5	537
GLA 200 CDI (100 kw)	2013.12		AT	F	R	AWD Engine OM 651.930	With Intermediate Shaft	2014700L	Drive Shaft		30	27	65.5	53.5	998
	2013.12		AT	F	L	AWD Engine OM 651.930		2350670L	Drive Shaft		30	27	65.5	53.5	537
GLA 200 CDI / d (100 kw)	2013.12		AT/MT	F	R	Engine OM 651.930	With Intermediate Shaft	2014700L	Drive Shaft		30	27	65.5	53.5	998
	2013.12		AT/MT	F	L	Engine OM 651.930		2350670L	Drive Shaft		30	27	65.5	53.5	537
GLA 220 CDI (125 kw)	2013.12		AT	F	R	Engine OM 651.930	With Intermediate Shaft	2014700L	Drive Shaft		30	27	65.5	53.5	998
	2013.12		7AT	F	R	AWD Engine OM 651.930	With Intermediate Shaft	2014700L	Drive Shaft		30	27	65.5	53.5	998
	2013.12		7AT	F	L	AWD Engine OM 651.930		2350670L	Drive Shaft		30	27	65.5	53.5	537
	2013.12		7AT	F	R	AWD Engine OM 651.930	With Intermediate Shaft	2014700L	Drive Shaft		30	27	65.5	53.5	998
GLA 220 CDI / d (120 kw)	2013.12		AT	F	R	Engine OM 651.930	With Intermediate Shaft	2014700L	Drive Shaft		30	27	65.5	53.5	998
	2013.12		7AT	F	R	AWD Engine OM 651.930	With Intermediate Shaft	2014700L	Drive Shaft		30	27	65.5	53.5	998
GLA 220 d (130 kw)	2015.07		DCT	F	R	Engine OM 651.930	With Intermediate Shaft	2014700L	Drive Shaft		30	27	65.5	53.5	998
	2015.07		DCT	F	R	AWD Engine OM 651.930	With Intermediate Shaft	2014700L	Drive Shaft		30	27	65.5	53.5	998
	2015.07		DCT	F	L	AWD Engine OM 651.930		2350670L	Drive Shaft		30	27	65.5	53.5	537
GLC (X253)															
200 d (120 kw)	2019.04		9AT	F	L	AWD Engine OM 654.920	For left-hand drive vehicles	2036550L	Drive Shaft		30	27	71	56	526





	 YEAR	TRANSM.	F/R	L/R	DRIVE TYPE & ENGINE	REMARKS	GSP Ref.	 PRODUCT	 ABS	Technical Specifications					
										A	B	C	H	L	
MERCEDES BENZ															
GLC (X253)															
200 EQ Boost (145 kw)	2019.04		9AT	F	L	AWD Engine M 264.920	For left-hand drive vehicles	2036550L	Drive Shaft		30	27	71	56	526
220 d (120 kw)	2015.06	2019.04	9AT	F	L	AWD Engine OM 651.921		2036550L	Drive Shaft		30	27	71	56	526
220 d (125 kw)	2015.06	2019.04	9AT	F	L	AWD Engine OM 651.921		2036550L	Drive Shaft		30	27	71	56	526
220 d (143 kw)	2019.04		9AT	F	L	AWD Engine OM 654.920	For left-hand drive vehicles	2036550L	Drive Shaft		30	27	71	56	526
250 (155 kw)	2015.06	2019.04	9AT	F	L	AWD Engine M 274.920		2036550L	Drive Shaft		30	27	71	56	526
250 d (150 kw)	2015.06	2019.04	9AT	F	L	AWD Engine OM 651.921		2036550L	Drive Shaft		30	27	71	56	526
300 (180 kw)	2015.07	2019.04	AT	F	L	AWD Engine M 274.920		2036550L	Drive Shaft		30	27	71	56	526
300 d (180 kw)	2019.04		9AT	F	L	AWD Engine OM 654.920	For left-hand drive vehicles	2036550L	Drive Shaft		30	27	71	56	526
300 de (143 kw)	2020.05		9AT	F	L	AWD Engine OM 654.920		2036550L	Drive Shaft		30	27	71	56	526
300 de (225 kw)	2020.05		9AT	F	L	AWD Engine OM 654.920		2036550L	Drive Shaft		30	27	71	56	526
300 e (155 kw)	2019.11		9AT	F	L	AWD Engine M 274.920		2036550L	Drive Shaft		30	27	71	56	526
300 e (235 kw)	2019.11		9AT	F	L	AWD Engine M 274.920		2036550L	Drive Shaft		30	27	71	56	526
300 EQ Boost (190 kw)	2019.04		9AT	F	L	AWD Engine M 264.920	For left-hand drive vehicles	2036550L	Drive Shaft		30	27	71	56	526
350 d (190 kw)	2016.10	2019.04	9AT	F	L	AWD Engine OM 642.873		2036550L	Drive Shaft		30	27	71	56	526
350 e (155 kw)	2016.01	2019.04	7AT	F	L	AWD Engine M 274.920		2036550L	Drive Shaft		30	27	71	56	526
350 e (235 kw)	2016.01	2019.04	7AT	F	L	AWD Engine M 274.920		2036550L	Drive Shaft		30	27	71	56	526
400 d (243 kw)	2019.08		9AT	F	L	AWD Engine OM 656.929		2036550L	Drive Shaft		30	27	71	56	526
AMG 43 (270 kw)	2016.04	2019.08	9AT	F	L	AWD Engine M 276.823		2036550L	Drive Shaft		30	27	71	56	526
AMG 43 (287 kw)	2019.08		9AT	F	L	AWD Engine M 276.823		2036550L	Drive Shaft		30	27	71	56	526
F-CELL (155 kw)	2020.04		9AT	F	L	AWD Engine FCELL		2036550L	Drive Shaft		30	27	71	56	526
F-CELL (80 kw)	2020.04		9AT	F	L	AWD Engine FCELL		2036550L	Drive Shaft		30	27	71	56	526
GLC Coupe (C253)															
200 d (120 kw)	2019.04		9AT	F	L	AWD Engine OM 654.920	For left-hand drive vehicles	2036550L	Drive Shaft		30	27	71	56	526
200 EQ Boost (145 kw)	2019.04		9AT	F	L	AWD Engine M 264.920	For left-hand drive vehicles	2036550L	Drive Shaft		30	27	71	56	526
220 d (120 kw)	2016.06	2019.04	9AT	F	L	AWD Engine OM 651.921		2036550L	Drive Shaft		30	27	71	56	526
220 d (125 kw)	2016.06	2019.04	9AT	F	L	AWD Engine OM 651.921		2036550L	Drive Shaft		30	27	71	56	526
220 d (143 kw)	2019.04		9AT	F	L	AWD Engine OM 654.920		2036550L	Drive Shaft		30	27	71	56	526
250 (155 kw)	2016.06	2019.04	9AT	F	L	AWD Engine M 274.920		2036550L	Drive Shaft		30	27	71	56	526
250 d (150 kw)	2016.06	2019.04	9AT	F	L	AWD Engine OM 651.921		2036550L	Drive Shaft		30	27	71	56	526
300 (180 kw)	2016.10	2019.04	9AT	F	L	AWD Engine M 274.920		2036550L	Drive Shaft		30	27	71	56	526
300 (190 kw)	2019.11		9AT	F	L	AWD Engine M 264.920		2036550L	Drive Shaft		30	27	71	56	526
300 d (180 kw)	2019.04		9AT	F	L	AWD Engine OM 654.920		2036550L	Drive Shaft		30	27	71	56	526
300 de (143 kw)	2020.05		9AT	F	L	AWD Engine OM 654.920		2036550L	Drive Shaft		30	27	71	56	526
300 de (225 kw)	2020.05		9AT	F	L	AWD Engine OM 654.920		2036550L	Drive Shaft		30	27	71	56	526
300 e (155 kw)	2019.11		9AT	F	L	AWD Engine M 274.920		2036550L	Drive Shaft		30	27	71	56	526
300 EQ Boost (190 kw)	2019.04		9AT	F	L	AWD Engine M 264.920		2036550L	Drive Shaft		30	27	71	56	526
350 d (190 kw)	2016.10	2019.04	9AT	F	L	AWD Engine OM 642.873		2036550L	Drive Shaft		30	27	71	56	526
350 e (155 kw)	2016.10	2019.04	7AT	F	L	AWD Engine M 274.920		2036550L	Drive Shaft		30	27	71	56	526
350 e (235 kw)	2016.10	2019.04	7AT	F	L	AWD Engine M 274.920		2036550L	Drive Shaft		30	27	71	56	526
400 d (243 kw)	2019.08		9AT	F	L	AWD Engine OM 656.929		2036550L	Drive Shaft		30	27	71	56	526
AMG 43 (270 kw)	2016.10	2019.08	9AT	F	L	AWD Engine M 276.823		2036550L	Drive Shaft		30	27	71	56	526
AMG 43 (287 kw)	2019.08		9AT	F	L	AWD Engine M 276.823		2036550L	Drive Shaft		30	27	71	56	526
M-CLASS (W164)															
ML 280 CDI (140 kw)	2005.07	2009.07	7AT	F	L	AWD Engine OM 642.940		2050600L	Drive Shaft		30	37	70.2	90.5	665
	2005.07	2009.07	7AT	F	R	AWD Engine OM 642.940		2050610L	Drive Shaft		30	37	70.2	90.5	1004
ML 300 (170 kw)	2010.03	2011.12	7AT	F	L	AWD Engine M 272.945		2050600L	Drive Shaft		30	37	70.2	90.5	665
	2010.03	2011.12	7AT	F	R	AWD Engine M 272.945		2050610L	Drive Shaft		30	37	70.2	90.5	1004
ML 300 CDI (140 kw)	2009.07	2011.12	7AT	F	L	AWD Engine OM 642.940		2050600L	Drive Shaft		30	37	70.2	90.5	665
	2009.07	2011.12	7AT	F	R	AWD Engine OM 642.940		2050610L	Drive Shaft		30	37	70.2	90.5	1004
ML 300 CDI (150 kw)	2010.02	2011.12	7AT	F	L	AWD Engine OM 642.820		2050600L	Drive Shaft		30	37	70.2	90.5	665
	2010.02	2011.12	7AT	F	R	AWD Engine OM 642.820		2050610L	Drive Shaft		30	37	70.2	90.5	1004
ML 320 CDI (155 kw)	2005.07	2011.07	7AT	F	L	AWD Engine OM 642.820, OM 642.940		2050600L	Drive Shaft		30	37	70.2	90.5	665
	2005.07	2011.07	7AT	F	R	AWD Engine OM 642.820, OM 642.940		2050610L	Drive Shaft		30	37	70.2	90.5	1004
ML 320 CDI (165 kw)	2005.07	2009.07	7AT	F	L	AWD Engine OM 642.940		2050600L	Drive Shaft		30	37	70.2	90.5	665
	2005.07	2009.07	7AT	F	R	AWD Engine OM 642.940		2050610L	Drive Shaft		30	37	70.2	90.5	1004
ML 350 (200 kw)	2005.02	2011.12	7AT	F	L	AWD Engine M 272.967		2050600L	Drive Shaft		30	37	70.2	90.5	665
	2005.02	2011.12	7AT	F	R	AWD Engine M 272.967		2050610L	Drive Shaft		30	37	70.2	90.5	1004
ML 350 CDI (155 kw)	2009.09	2011.12	7AT/CVT	F	L	AWD Engine OM 642.820		2050600L	Drive Shaft		30	37	70.2	90.5	665
	2009.09	2011.12	7AT/CVT	F	R	AWD Engine OM 642.820		2050610L	Drive Shaft		30	37	70.2	90.5	1004
ML 350 CDI (165 kw)	2009.07	2011.12	7AT	F	L	AWD Engine OM 642.940		2050600L	Drive Shaft		30	37	70.2	90.5	665
	2009.07	2011.12	7AT	F	R	AWD Engine OM 642.940		2050610L	Drive Shaft		30	37	70.2	90.5	1004
ML 350 CDI (170 kw)	2010.02	2011.12	7AT	F	L	AWD Engine OM 642.820		2050600L	Drive Shaft		30	37	70.2	90.5	665
	2010.02	2011.12	7AT	F	R	AWD Engine OM 642.820		2050610L	Drive Shaft		30	37	70.2	90.5	1004
ML 420 CDI (225 kw)	2006.02	2009.09	7AT	F	L	AWD Engine OM 629.912		2050600L	Drive Shaft		30	37	70.2	90.5	665
	2006.02	2009.09	7AT	F	R	AWD Engine OM 629.912		2050610L	Drive Shaft		30	37	70.2	90.5	1004
ML 450 CDI (225 kw)	2009.09	2011.12	7AT	F	L	AWD Engine OM 629.912		2050600L	Drive Shaft		30	37	70.2	90.5	665





	 YEAR	TRANSM.	F/R	L/R	DRIVE TYPE & ENGINE	REMARKS	GSP Ref.	 PRODUCT	 ABS	Technical Specifications					
										A	B	C	H	L	
MERCEDES BENZ															
M-CLASS (W164)															
ML 450 CDI (225 kw)	2009.09	2011.12	7AT	F	R	AWD Engine OM 629.912		205061OL	Drive Shaft		30	37	70.2	90.5	1004
ML 500 (225 kw)	2005.07	2011.12	7AT	F	L	AWD Engine M 113.964		205060OL	Drive Shaft		30	37	70.2	90.5	665
	2005.07	2011.12	7AT	F	R	AWD Engine M 113.964		205061OL	Drive Shaft		30	37	70.2	90.5	1004
ML 500 (285 kw)	2007.12	2011.12	7AT	F	L	AWD Engine M 273.963		205060OL	Drive Shaft		30	37	70.2	90.5	665
	2007.12	2011.12	7AT	F	R	AWD Engine M 273.963		205061OL	Drive Shaft		30	37	70.2	90.5	1004
ML 63 AMG (375 kw)	2006.01	2011.12	7AT	F	L	AWD Engine M 156.980		205060OL	Drive Shaft		30	37	70.2	90.5	665
	2006.01	2011.12	7AT	F	R	AWD Engine M 156.980		205061OL	Drive Shaft		30	37	70.2	90.5	1004
MINI															
MINI (F55)															
Cooper (100 kw)	2013.09		6MT	F	R	Engine B36 A15 A, B38 A15 A		202174OL	Drive Shaft			34	56		884
	2013.09		6AT	F	R	Engine B36 A15 A, B38 A15 A		202380OL	Drive Shaft			26	56		868
	2013.09		6MT	F	L	Engine B36 A15 A, B38 A15 A		202381OL	Drive Shaft			34	56		527
	2013.09		6AT	F	L	Engine B36 A15 A, B38 A15 A		202382OL	Drive Shaft			26	56		500
Cooper D (85 kw)	2013.10		6AT	F	R	Engine B37 C15 A		202380OL	Drive Shaft			26	56		868
	2013.10		6AT	F	L	Engine B37 C15 A		202382OL	Drive Shaft			26	56		500
One (75 kw)	2014.05	2017.10	6MT	F	R	Engine B38 A12 A		202174OL	Drive Shaft			34	56		884
	2014.05	2017.10	6AT	F	R	Engine B38 A12 A		202380OL	Drive Shaft			26	56		868
	2014.05	2017.10	6MT	F	L	Engine B38 A12 A		202381OL	Drive Shaft			34	56		527
	2014.05	2017.10	6AT	F	L	Engine B38 A12 A		202382OL	Drive Shaft			26	56		500
	2017.11		6MT	F	R	Engine B38 A15 A		202174OL	Drive Shaft			34	56		884
	2017.11		6MT	F	L	Engine B38 A15 A		202381OL	Drive Shaft			34	56		527
One D (70 kw)	2014.02		6AT/6MT	F	R	Engine B37 C15 A		202174OL	Drive Shaft			34	56		884
	2014.02		6AT/6MT	F	L	Engine B37 C15 A		202381OL	Drive Shaft			34	56		527
One First (55 kw)	2014.06	2017.10	6MT	F	R	Engine B38 A12 A		202174OL	Drive Shaft			34	56		884
	2014.06	2017.10	6MT	F	L	Engine B38 A12 A		202381OL	Drive Shaft			34	56		527
	2017.11		6MT	F	R	Engine B38 A15 A		202174OL	Drive Shaft			34	56		884
	2017.11		6MT	F	L	Engine B38 A15 A		202381OL	Drive Shaft			34	56		527
MINI (F56)															
Cooper (100 kw)	2013.12		6MT	F	R	Engine B36 A15 A, B38 A15 A		202174OL	Drive Shaft			34	56		884
	2013.12		6AT	F	R	Engine B36 A15 A, B38 A15 A		202380OL	Drive Shaft			26	56		868
	2013.12		6MT	F	L	Engine B36 A15 A, B38 A15 A		202381OL	Drive Shaft			34	56		527
	2013.12		6AT	F	L	Engine B36 A15 A, B38 A15 A		202382OL	Drive Shaft			26	56		500
Cooper D (85 kw)	2013.12		6AT	F	R	Engine B37 C15 A		202380OL	Drive Shaft			26	56		868
	2013.12		6AT	F	L	Engine B37 C15 A		202382OL	Drive Shaft			26	56		500
One (75 kw)	2014.04	2017.10	6MT	F	R	Engine B38 A12 A		202174OL	Drive Shaft			34	56		884
	2014.04	2017.10	6AT	F	R	Engine B38 A12 A		202380OL	Drive Shaft			26	56		868
	2014.04	2017.10	6MT	F	L	Engine B38 A12 A		202381OL	Drive Shaft			34	56		527
	2014.04	2017.10	6AT	F	L	Engine B38 A12 A		202382OL	Drive Shaft			26	56		500
	2017.11		6MT	F	R	Engine B38 A15 A		202174OL	Drive Shaft			34	56		884
	2017.11		6MT	F	L	Engine B38 A15 A		202381OL	Drive Shaft			34	56		527
One D (70 kw)	2014.03		6AT/6MT	F	R	Engine B37 C15 A		202174OL	Drive Shaft			34	56		884
	2014.03		6AT/6MT	F	L	Engine B37 C15 A		202381OL	Drive Shaft			34	56		527
One First (55 kw)	2014.07	2017.10	6MT	F	R	Engine B38 A12 A		202174OL	Drive Shaft			34	56		884
	2014.07	2017.10	6MT	F	L	Engine B38 A12 A		202381OL	Drive Shaft			34	56		527
	2017.11		6MT	F	R	Engine B38 A15 A		202174OL	Drive Shaft			34	56		884
	2017.11		6MT	F	L	Engine B38 A15 A		202381OL	Drive Shaft			34	56		527
MINI (F57)															
Cooper (100 kw)	2014.11		6MT	F	R	Engine B36 A15 A, B38 A15 A		202174OL	Drive Shaft			34	56		884
	2014.11		6AT	F	R	Engine B36 A15 A, B38 A15 A		202380OL	Drive Shaft			26	56		868
	2014.11		6MT	F	L	Engine B36 A15 A, B38 A15 A		202381OL	Drive Shaft			34	56		527
	2014.11		6AT	F	L	Engine B36 A15 A, B38 A15 A		202382OL	Drive Shaft			26	56		500
Cooper D (85 kw)	2014.12		6AT	F	R	Engine B37 C15 A		202380OL	Drive Shaft			26	56		868
	2014.12		6AT	F	L	Engine B37 C15 A		202382OL	Drive Shaft			26	56		500
One (75 kw)	2015.06	2017.10	6MT	F	R	Engine B38 A12 A		202174OL	Drive Shaft			34	56		884
	2015.06	2017.10	6MT	F	L	Engine B38 A12 A		202381OL	Drive Shaft			34	56		527
	2015.06	2017.10	AT	F	L	Engine B38 A12 A	Date from:2016.01	202382OL	Drive Shaft			26	56		500
	2017.11		6MT	F	R	Engine B38 A15 A		202174OL	Drive Shaft			34	56		884
	2017.11		6MT	F	L	Engine B38 A15 A		202381OL	Drive Shaft			34	56		527
MINI CLUBMAN (F54)															
Cooper (100 kw)	2014.12		6MT	F	L	Engine B36 A15 A, B38 A15 A		202631OL	Drive Shaft			34	56		563
	2014.12		6MT	F	R	Engine B36 A15 A, B38 A15 A		202632OL	Drive Shaft			34	56		920
Cooper D (100 kw)	2014.12	2018.02	8AT	F	L	Engine B47 C20 A, B47 C20 B (03.18-)	For Engine code:B47C20A.Diameter:25mm	202177OL	Drive Shaft			28	56		538
Cooper D (110 kw)	2014.12		8AT	F	L	Engine B47 C20 A, B47 C20 B (03.18-)	Engine code:B47C20A	202177OL	Drive Shaft			28	56		538
Cooper S (120 kw)	2014.11		8AT	F	L	Engine B48 A20 A, B48 A20 F	Diameter:25mm	202177OL	Drive Shaft			28	56		538
	2015.04		6MT/8AT	R	L/R	AWD Engine B48 A20 A		202176OL	Drive Shaft			27	56		731





	 YEAR	TRANSM.	F/R	L/R	DRIVE TYPE & ENGINE	REMARKS	GSP Ref.	 PRODUCT	 ABS	Technical Specifications					
										A	B	C	H	L	
MINI															
MINI CLUBMAN (F54)															
Cooper S (120 kw)	2015.04	8AT	F	L	AWD Engine B48 A20 A	Diameter:25mm	2021770L	Drive Shaft			28	56		538	
	2015.04	6MT/8AT	F	R	AWD Engine B48 A20 A		2026330L	Drive Shaft			35	56		499	
Cooper S (131 kw)	2020.11	8AT	R	L/R	AWD Engine B46 A20 A, B48 A20 F		2021760L	Drive Shaft			27	56		731	
Cooper S (141 kw)	2014.11	8AT	F	L	Engine B46 A20 A, B48 A20 A, B48 A20 F		2021770L	Drive Shaft			28	56		538	
	2015.04	6MT/8AT	R	L/R	AWD Engine B48 A20 A		2021760L	Drive Shaft			27	56		731	
	2015.04	8AT	F	L	AWD Engine B48 A20 A	Diameter:25mm	2021770L	Drive Shaft			28	56		538	
	2015.04	6MT/8AT	F	R	AWD Engine B48 A20 A		2026330L	Drive Shaft			35	56		499	
Cooper S JCW (155 kw)	2014.11	6MT/8AT	R	L/R	AWD Engine B48 A20 A		2021760L	Drive Shaft			27	56		731	
	2014.11	2018.06	8AT	F	L	Engine B46 A20 A, B48 A20 A, B48 A20 F	Diameter:25mm	2021770L	Drive Shaft		28	56		538	
	2014.11		8AT	F	L	AWD Engine B48 A20 A	Diameter:25mm	2021770L	Drive Shaft		28	56		538	
	2014.11		6MT/8AT	F	R	AWD Engine B48 A20 A		2026330L	Drive Shaft		35	56		499	
Cooper SD (120 kw)	2015.02	2018.02	8AT	F	L	Engine B47 C20 A, B47 C20 B (03.18-)	For Engine code:B47C20A.Diameter:25mm	2021770L	Drive Shaft		28	56		538	
	2015.04	2018.02	8AT	R	L/R	AWD Engine B47 C20 A, B47 C20 B (03.18-)		2021760L	Drive Shaft		27	56		731	
	2015.04	2018.02	8AT	F	L	AWD Engine B47 C20 A, B47 C20 B (03.18-)	For Engine code:B47C20A.Diameter:25mm	2021770L	Drive Shaft		28	56		538	
	2015.04	2018.02	8AT	F	R	AWD Engine B47 C20 A, B47 C20 B (03.18-)	For Engine code:B47C20A	2026330L	Drive Shaft		35	56		499	
Cooper SD (140 kw)	2015.02		8AT	F	L	Engine B47 C20 A, B47 C20 B (03.18-)	For Engine code:B47C20A.Diameter:25mm	2021770L	Drive Shaft		28	56		538	
	2015.04		8AT	R	L/R	AWD Engine B47 C20 A, B47 C20 B (03.18-)		2021760L	Drive Shaft		27	56		731	
	2015.04		8AT	F	L	AWD Engine B47 C20 A, B47 C20 B (03.18-)	For Engine code:B47C20A.Diameter:25mm	2021770L	Drive Shaft		28	56		538	
	2015.04		8AT	F	R	AWD Engine B47 C20 A, B47 C20 B (03.18-)	For Engine code:B47C20A	2026330L	Drive Shaft		35	56		499	
John Cooper Works (170 kw)	2016.11	2019.06	6MT/8AT	R	L/R	AWD Engine B48 A20 B		2021760L	Drive Shaft		27	56		731	
	2016.11	2019.06	8AT	F	L	AWD Engine B48 A20 B	Diameter:25mm	2021770L	Drive Shaft		28	56		538	
	2016.11	2019.06	6MT/8AT	F	R	AWD Engine B48 A20 B		2026330L	Drive Shaft		35	56		499	
John Cooper Works (225 kw)	2019.07		8AT	R	L/R	AWD Engine B48 A20 E		2021760L	Drive Shaft		27	56		731	
One (75 kw)	2015.02		6MT	F	L	Engine B38 A15 A	Chassis number:LU91/LU92	2026310L	Drive Shaft		34	56		563	
	2015.02		6MT	F	R	Engine B38 A15 A	Chassis number:LU91/LU92	2026320L	Drive Shaft		34	56		920	
MINI COUNTRYMAN (F60)															
Cooper (100 kw)	2016.10		6MT/8AT	R	L/R	AWD Engine B38 A15 A, B38 A15 F		2021760L	Drive Shaft		27	56		731	
Cooper D (100 kw)	2016.10		6MT/8AT	R	L/R	AWD Engine B47 C20 A, B47 C20 B (03.18-)		2021760L	Drive Shaft		27	56		731	
	2016.10		8AT	F	L	AWD Engine B47 C20 A, B47 C20 B (03.18-)	Diameter:25mm	2021770L	Drive Shaft		28	56		538	
	2016.10		8AT	F	L	Engine B47 C20 A (-02.18), B47 C20 B (03.18-)	Diameter:25mm	2021770L	Drive Shaft		28	56		538	
	2016.10		6MT/8AT	F	R	AWD Engine B47 C20 A, B47 C20 B (03.18-)		2026330L	Drive Shaft		35	56		499	
Cooper D (110 kw)	2016.10		6MT/8AT	R	L/R	AWD Engine B47 C20 A, B47 C20 B (03.18-)		2021760L	Drive Shaft		27	56		731	
	2016.10		8AT	F	L	AWD Engine B47 C20 A, B47 C20 B (03.18-)	For Engine code:B47C20A.Diameter:25mm	2021770L	Drive Shaft		28	56		538	
	2016.10		8AT	F	L	Engine B47 C20 A (-02.18), B47 C20 B (03.18-)	Engine code:B47C20A	2021770L	Drive Shaft		28	56		538	
	2016.10		6MT	F	R	AWD Engine B47 C20 A, B47 C20 B (03.18-)	Date to:2020.06	2026330L	Drive Shaft		35	56		499	
	2016.10		8AT	F	R	AWD Engine B47 C20 A, B47 C20 B (03.18-)	Date from:2020.07, For Engine code:B47C20A	2026330L	Drive Shaft		35	56		499	
Cooper S (120 kw)	2016.10		6MT/8AT	R	L/R	AWD Engine B46 A20 A, B48 A20 A		2021760L	Drive Shaft		27	56		731	
	2016.10		8AT	F	L	Engine B46 A20 A, B48 A20 A	Diameter:25mm	2021770L	Drive Shaft		28	56		538	
	2016.10		8AT	F	L	AWD Engine B46 A20 A, B48 A20 A	Date to:2019.06,Diameter:25mm	2021770L	Drive Shaft		28	56		538	
	2016.10		6MT/8AT	F	R	AWD Engine B46 A20 A, B48 A20 A	Date to:2019.06	2026330L	Drive Shaft		35	56		499	
Cooper S (131 kw)	2020.07		8AT	R	L/R	AWD Engine B46 A20 A, B48 A20 A, B48 A20 F		2021760L	Drive Shaft		27	56		731	
Cooper S (141 kw)	2016.10		6MT/8AT	R	L/R	AWD Engine B46 A20 A, B48 A20 A		2021760L	Drive Shaft		27	56		731	
	2016.10		8AT	F	L	AWD Engine B46 A20 A, B48 A20 A	Date to:2019.06,Diameter:25mm	2021770L	Drive Shaft		28	56		538	
	2016.10		8AT	F	L	Engine B46 A20 A, B48 A20 A		2021770L	Drive Shaft		28	56		538	
	2016.10		6MT/8AT	F	R	AWD Engine B46 A20 A, B48 A20 A	Date to:2019.06	2026330L	Drive Shaft		35	56		499	
Cooper SD (120 kw)	2016.10		8AT	R	L/R	AWD Engine B47 C20 A (-03.18), B47 C20 B (03.18-)		2021760L	Drive Shaft		27	56		731	
	2016.10		8AT	F	L	Engine B47 C20 A (-06.19), B47 C20 B (03.18-)	Diameter:25mm	2021770L	Drive Shaft		28	56		538	
	2016.10		8AT	F	L	AWD Engine B47 C20 A (-03.18), B47 C20 B (03.18-)	Diameter:25mm	2021770L	Drive Shaft		28	56		538	
	2016.10		8AT	F	R	AWD Engine B47 C20 A (-03.18), B47 C20 B (03.18-)		2026330L	Drive Shaft		35	56		499	
Cooper SD (140 kw)	2016.10		8AT	R	L/R	AWD Engine B47 C20 A (-03.18), B47 C20 B (03.18-)		2021760L	Drive Shaft		27	56		731	
	2016.10		8AT	F	L	AWD Engine B47 C20 A (-03.18), B47 C20 B (03.18-)	For Engine code:B47C20A.Diameter:25mm	2021770L	Drive Shaft		28	56		538	
	2016.10		8AT	F	L	Engine B47 C20 A (-06.19), B47 C20 B (03.18-)	For Engine code:B47C20A.Diameter:25mm	2021770L	Drive Shaft		28	56		538	
	2016.10		8AT	F	R	AWD Engine B47 C20 A (-03.18), B47 C20 B (03.18-)	For Engine code:B47C20A	2026330L	Drive Shaft		35	56		499	
John Cooper Works (170 kw)	2017.03	2019.06	6MT/8AT	R	L/R	AWD Engine B48 A20 B		2021760L	Drive Shaft		27	56		731	
	2017.03	2019.06	8AT	F	L	AWD Engine B48 A20 B	Diameter:25mm	2021770L	Drive Shaft		28	56		538	
	2017.03	2019.06	6MT/8AT	F	R	AWD Engine B48 A20 B		2026330L	Drive Shaft		35	56		499	
MITSUBISHI															
L200/TRITON (KA_T, KB_T)															
2.5 DI-D (131 kw)	2009.09	2015.12	5MT	F	L	AWD Engine 4D56-HP		2391630L	Drive Shaft	47T	30	28	69	98	594
	2009.09	2015.12	5MT	F	R	AWD Engine 4D56-HP		2391640L	Drive Shaft	47T	30		69	98	489
2.5 DiD(94 kw)	2010.04	2015.12	5MT	F	L	AWD Engine 4D56SOHC		2391630L	Drive Shaft	47T	30	28	69	98	594
	2010.04	2015.12	5MT	F	R	AWD Engine 4D56SOHC		2391640L	Drive Shaft	47T	30		69	98	489
L200/TRITON (KA_T, KB_T)/HUNTER															
2.5 D (55 kw)	2011.08	2015.12	MT	F	R	AWD		2391630L	Drive Shaft	47T	30	28	69	98	594
	2011.08	2015.12	MT	F	L	AWD		2391640L	Drive Shaft	47T	30		69	98	489





	 YEAR	TRANSM.	F/R	L/R	DRIVE TYPE & ENGINE	REMARKS	GSP Ref.	 PRODUCT	 ABS	Technical Specifications					
										A	B	C	H	L	
MITSUBISHI															
L200/TRITON (KA_T, KB_T)/HUNTER															
2.5 DI-D (100 kw)	2005.11	2015.12	4AT/5MT	F	L	AWD Engine 4D56-HP		2391630L	Drive Shaft	47T	30	28	69	98	594
	2005.11	2015.12	4AT/5MT	F	R	AWD Engine 4D56-HP		2391640L	Drive Shaft	47T	30		69	98	489
2.5 DI-D (103 kw)	2010.04	2015.12	5MT	F	L	AWD Engine 4D56-HP		2391630L	Drive Shaft	47T	30	28	69	98	594
	2010.04	2015.12	5MT	F	R	AWD Engine 4D56-HP		2391640L	Drive Shaft	47T	30		69	98	489
2.5 DI-D (123 kw)	2007.10	2015.12	4AT/5MT	F	R	AWD Engine 4D56-HP		2391630L	Drive Shaft	47T	30	28	69	98	594
	2007.10	2015.12	4AT/5MT	F	L	AWD Engine 4D56-HP		2391640L	Drive Shaft	47T	30		69	98	489
2.5 DI-D (131 kw)	2010.04	2015.12	4AT/5AT/5MT	F	L	AWD Engine 4D56-HP		2391630L	Drive Shaft	47T	30	28	69	98	594
	2010.04	2015.12	4AT/5AT/5MT	F	R	AWD Engine 4D56-HP		2391640L	Drive Shaft	47T	30		69	98	489
2.5 DI-D 16V (98 kw)	2007.04	2015.12	5MT	F	L	AWD Engine 4D56 (16V)		2391630L	Drive Shaft	47T	30	28	69	98	594
	2007.04	2015.12	5MT	F	R	AWD Engine 4D56 (16V)		2391640L	Drive Shaft	47T	30		69	98	489
L200/TRITON (KJ_, KK_, KL_) / L200 SPORTERO															
2.2 DI-D (110 kw)	2019.07		6AT/MT	F	L	AWD Engine 4N14		2391630L	Drive Shaft	47T	30	28	69	98	594
	2019.07		6AT/MT	F	R	AWD Engine 4N14		2391640L	Drive Shaft	47T	30		69	98	489
2.4 DI-D (113 kw)	2015.09		MT	F	L	AWD Engine 4N15		2391630L	Drive Shaft	47T	30	28	69	98	594
	2015.09		MT	F	R	AWD Engine 4N15		2391640L	Drive Shaft	47T	30		69	98	489
2.4 DI-D (133 kw)	2014.11		AT/MT	F	L	AWD Engine 4N15		2391630L	Drive Shaft	47T	30	28	69	98	594
	2014.11		AT/MT	F	R	AWD Engine 4N15		2391640L	Drive Shaft	47T	30		69	98	489
PAJERO SPORT II (KH_, KG_) / MONTERO SPORT															
3.2 DI-D (121 kw)	2008.07		4AT/5MT	F	L	AWD Engine 4M41	Date To:2008.12	2391630L	Drive Shaft	47T	30	28	69	98	594
	2008.07		4AT/5MT	F	R	AWD Engine 4M41	Date To:2008.12	2391640L	Drive Shaft	47T	30		69	98	489
STRADA (KA_T, KB_T)															
3.2 DiD(121 kw)	2007.01	2015.12	MT/AT	F	L	AWD Engine 4M41R		2391630L	Drive Shaft	47T	30	28	69	98	594
	2007.01	2015.12	MT/AT	F	R	AWD Engine 4M41R		2391640L	Drive Shaft	47T	30		69	98	489
TRITON (KJ_, KK_, KL_)															
2.4 (94 kw)	2014.11		5MT	F	L	AWD Engine 4G64		2391630L	Drive Shaft	47T	30	28	69	98	594
NISSAN															
NP300 NAVARA (D40)															
2.5 dCi (106 kw)	2007.01		MT	F	L/R	AWD Engine YD25DDTi		2412620L	Drive Shaft		29	27	67	115	637
	2008.08		MT	F	L/R	AWD Engine YD25DDTi		2412620L	Drive Shaft		29	27	67	115	637
2.5 dCi (126 kw)	2006.10		AT/MT	F	L/R	AWD Engine YD25DDTi		2412620L	Drive Shaft		29	27	67	115	637
2.5 dCi (128 kw)	2005.07		AT/MT	F	L/R	AWD Engine YD25DDTi		2412620L	Drive Shaft		29	27	67	115	637
2.5 dCi (140 kw)	2009.12		AT/MT	F	L/R	AWD Engine YD25DDTi		2412620L	Drive Shaft		29	27	67	115	637
	2010.03		5AT	F	L/R	AWD Engine YD25DDTi		2412620L	Drive Shaft		29	27	67	115	637
3.0 dCi (170 kw)	2010.02		AT/MT	F	L/R	AWD Engine V9X		2412620L	Drive Shaft		29	27	67	115	637
	2010.03		AT/MT	F	L/R	AWD Engine V9X		2412620L	Drive Shaft		29	27	67	115	637
PATHFINDER III (R51)															
2.5 dCi (120 kw)	2005.01		AT/MT	F	L/R	AWD Engine YD25DDTi		2412620L	Drive Shaft		29	27	67	115	637
2.5 dCi (126 kw)	2006.10		AT/MT	F	L/R	AWD Engine YD25DDTi		2412620L	Drive Shaft		29	27	67	115	637
2.5 dCi (128 kw)	2005.01		MT	F	L/R	Engine YD25DDTi		2412620L	Drive Shaft		29	27	67	115	637
	2005.03		AT/MT	F	L/R	AWD Engine YD25DDTi		2412620L	Drive Shaft		29	27	67	115	637
2.5 dCi (140 kw)	2010.08		AT/MT	F	L/R	AWD Engine YD25DDTi		2412620L	Drive Shaft		29	27	67	115	637
3.0 dCi (170 kw)	2010.08		AT/MT	F	L/R	AWD Engine V9X		2412620L	Drive Shaft		29	27	67	115	637
4.0 (198 kw)	2005.09		5AT	F	L/R	AWD Engine VQ40DE		2412620L	Drive Shaft		29	27	67	115	637
PORSCHE															
CAYENNE (92A)															
3.0 Diesel (155 kw)	2010.06		AT	F	L/R	AWD Engine MCR.CB, MCV.VC	Date from:2011.01	2350850L	Drive Shaft		30		64.4	103.5	526
3.0 Diesel (176 kw)	2010.06		8AT	F	R	AWD Engine M 05.9E, MCN.RB		2350850L	Drive Shaft		30		64.4	103.5	526
	2010.06		8AT	R	R	AWD Engine M 05.9E, MCN.RB	Without differential lock	2011060L	Drive Shaft		30	32	64	103.5	865
3.0 Diesel (180 kw)	2011.06		8AT	R	L/R	AWD Engine MCR.C, MCR.CA		2011060L	Drive Shaft		30	32	64	103.5	865
	2011.06		AT	F	L/R	AWD Engine MCR.C, MCR.CA	Date from:2012.01	2350850L	Drive Shaft		30		64.4	103.5	526
3.0 Diesel (184 kw)	2014.08		AT	F	L/R	AWD Engine MCV.VB	Date from:2015.01	2350850L	Drive Shaft		30		64.4	103.5	526
3.0 Diesel (193 kw)	2014.10		AT	F	L/R	AWD Engine MCV.VA	Date from:2015.01	2350850L	Drive Shaft		30		64.4	103.5	526
3.0 S E-Hybrid (245 kw)	2010.06		8AT	F	R	AWD Engine M 06.EC, MCG.E, MCG.EA, MCG.FA		2350850L	Drive Shaft		30		64.4	103.5	526
	2010.06		8AT	R	R	AWD Engine M 06.EC, MCG.E, MCG.EA, MCG.FA	Without differential lock	2011060L	Drive Shaft		30	32	64	103.5	865
3.0 S E-Hybrid (306 kw)	2014.10		8AT	F	L/R	AWD Engine M 06.EC, MCG.E, MCG.EA, MCG.FA		2350850L	Drive Shaft		30		64.4	103.5	526
3.6 (220 kw)	2010.06		AT	F	L/R	AWD Engine M 55.02, MCE.YA	Date from:2011.01;Date to:2014.12	2350850L	Drive Shaft		30		64.4	103.5	526
3.6 GTS (324 kw)	2015.02		AT	R	L/R	AWD Engine MCX.ZA		2011060L	Drive Shaft		30	32	64	103.5	865
3.6 S (309 kw)	2014.10		AT	R	L/R	AWD Engine MCU.RA		2011060L	Drive Shaft		30	32	64	103.5	865
4.2 S Diesel (281 kw)	2012.10		AT	R	R	AWD Engine MCU.DB	Without differential lock,MI code:11Y0	2011060L	Drive Shaft		30	32	64	103.5	865
4.2 S Diesel (283 kw)	2014.10		AT	R	R	AWD Engine MCU.DC	Without differential lock,MI code:11Y0	2011060L	Drive Shaft		30	32	64	103.5	865
4.8 GTS (309 kw)	2012.06		AT	F	L/R	AWD Engine M 48.02	Date to:2014.09	2350850L	Drive Shaft		30		64.4	103.5	526
	2012.06		AT	R	R	AWD Engine M 48.02	Without differential lock,MI code:11Y0	2011060L	Drive Shaft		30	32	64	103.5	865
4.8 S (294 kw)	2010.06		8AT	F	R	AWD Engine M 48.02		2350850L	Drive Shaft		30		64.4	103.5	526
	2010.06		8AT	R	R	AWD Engine M 48.02	Without differential lock	2011060L	Drive Shaft		30	32	64	103.5	865
4.8 Turbo (368 kw)	2010.06		8AT	F	R	AWD Engine M 48.52		2350850L	Drive Shaft		30		64.4	103.5	526





	 YEAR	TRANSM.	F/R	L/R	DRIVE TYPE & ENGINE	REMARKS	GSP Ref.	 PRODUCT	 ABS	Technical Specifications				
										A	B	C	H	L
PORSCHE CAYENNE (92A)														
4.8 Turbo (368 kw)	2010.06	8AT	R	R	AWD Engine M 48.52	Without differential lock	2011060L	Drive Shaft		30	32	64	103.5	865
4.8 Turbo (382 kw)	2014.10	AT	R	L/R	AWD Engine MCF.TB		2011060L	Drive Shaft		30	32	64	103.5	865
4.8 Turbo (397 kw)	2010.06	8AT	R	L/R	AWD Engine M 48.52		2011060L	Drive Shaft		30	32	64	103.5	865
4.8 Turbo S (405 kw)	2012.10	AT	R	L/R	AWD Engine M 48.52		2011060L	Drive Shaft		30	32	64	103.5	865
4.8 Turbo S (419 kw)	2015.01	8AT	F	R	AWD Engine MCY.XA		2350850L	Drive Shaft		30		64.4	103.5	526
CAYENNE (9PA)														
3.0 TDI (176 kw)	2009.02 2010.09	AT	F	L/R	AWD Engine M 05.9D		2350850L	Drive Shaft		30		64.4	103.5	526
	2009.02 2010.09	AT/MT	R	L/R	AWD Engine M 05.9D	With differential lock,For MI code:ID50H1Y1	2350860L	Drive Shaft		30		64.3	103.5	724
	2009.02 2010.09	AT/MT	R	L/R	AWD Engine M 05.9D	Without differential lock,MI code:ID50	2612360L	Drive Shaft		30		64	103.5	737
3.2 (177 kw)	2003.08 2007.09	AT/MT	F	L/R	AWD Engine M02.2Y		2350850L	Drive Shaft		30		64.4	103.5	526
	2003.08 2007.09	AT/MT	R	L/R	AWD Engine M02.2Y	With differential lock,For MI code:IT31/11Y1	2350860L	Drive Shaft		30		64.3	103.5	724
	2003.08 2007.09	AT/MT	R	L/R	AWD Engine M02.2Y	Without differential lock,For MI code:IT31	2612360L	Drive Shaft		30		64	103.5	737
3.2 (184 kw)	2003.10 2007.09	AT	F	L/R	AWD Engine M02.2Y		2350850L	Drive Shaft		30		64.4	103.5	526
	2003.10 2007.09	AT	R	L/R	AWD Engine M02.2Y	With differential lock	2350860L	Drive Shaft		30		64.3	103.5	724
	2003.10 2007.09	AT	R	L/R	AWD Engine M02.2Y	Without differential lock,For MI code:IT31	2612360L	Drive Shaft		30		64	103.5	737
3.6 (213 kw)	2007.02 2010.09	6AT/6MT	F	L/R	AWD Engine M 55.01		2350850L	Drive Shaft		30		64.4	103.5	526
	2007.02 2010.09	6AT/6MT	R	L/R	AWD Engine M 55.01	With differential lock	2350860L	Drive Shaft		30		64.3	103.5	724
	2007.02 2010.09	6AT/6MT	R	L/R	AWD Engine M 55.01	Without differential lock	2612360L	Drive Shaft		30		64	103.5	737
GTS 4.8 (298 kw)	2007.10 2010.09	6AT/6MT	F	L/R	AWD Engine M 48.01		2350850L	Drive Shaft		30		64.4	103.5	526
	2007.10 2010.09	MT	R	L/R	AWD Engine M 48.01		2350860L	Drive Shaft		30		64.3	103.5	724
	2007.10 2010.09	AT	R	L/R	AWD Engine M 48.01		2612360L	Drive Shaft		30		64	103.5	737
S 4.5 (250 kw)	2002.09 2007.09	AT/MT	F	L/R	AWD Engine M 48.00		2350850L	Drive Shaft		30		64.4	103.5	526
	2002.09 2007.09	MT	R	L/R	AWD Engine M 48.00		2350860L	Drive Shaft		30		64.3	103.5	724
	2002.09 2007.09	AT	R	L/R	AWD Engine M 48.00		2612360L	Drive Shaft		30		64	103.5	737
S 4.8 (283 kw)	2007.02 2010.09	6AT/6MT	F	L/R	AWD Engine M 48.01		2350850L	Drive Shaft		30		64.4	103.5	526
	2007.02 2010.09	MT	R	L/R	AWD Engine M 48.01		2350860L	Drive Shaft		30		64.3	103.5	724
	2007.02 2010.09	AT	R	L/R	AWD Engine M 48.01		2612360L	Drive Shaft		30		64	103.5	737
Turbo 4.5 (331 kw)	2002.09 2007.09	6AT	F	L/R	AWD Engine M 48.50		2350850L	Drive Shaft		30		64.4	103.5	526
	2002.09 2007.09	6AT	R	L/R	AWD Engine M 48.50		2612360L	Drive Shaft		30		64	103.5	737
Turbo S 4.5 (368 kw)	2004.01 2007.09	AT	F	L/R	AWD Engine M 48.50S		2350850L	Drive Shaft		30		64.4	103.5	526
	2004.01 2007.09	AT	R	L/R	AWD Engine M 48.50S		2350860L	Drive Shaft		30		64.3	103.5	724
Turbo S 4.5 (383 kw)	2006.03 2007.09	AT	F	L/R	AWD Engine M 48.50T		2350850L	Drive Shaft		30		64.4	103.5	526
	2006.03 2007.09	AT	R	L/R	AWD Engine M 48.50T		2350860L	Drive Shaft		30		64.3	103.5	724
Turbo S 4.8 (368 kw)	2007.02 2010.09	6AT	F	L/R	AWD Engine M 48.51		2350850L	Drive Shaft		30		64.4	103.5	526
	2007.02 2010.09	6AT	R	L/R	AWD Engine M 48.51		2350860L	Drive Shaft		30		64.3	103.5	724
Turbo S 4.8 (397 kw)	2007.02 2010.09	6AT	F	L/R	AWD Engine M 48.51		2350850L	Drive Shaft		30		64.4	103.5	526
	2007.02 2010.09	6AT	R	L/R	AWD Engine M 48.51		2350860L	Drive Shaft		30		64.3	103.5	724
Turbo S 4.8 (404 kw)	2008.08 2010.09	AT	F	L/R	AWD Engine M 48.51		2350850L	Drive Shaft		30		64.4	103.5	526
	2008.08 2010.09	MT	R	L/R	AWD Engine M 48.51	With differential lock,For MI code:ID5V/11Y1	2350860L	Drive Shaft		30		64.3	103.5	724
	2008.08 2010.09	AT	R	L/R	AWD Engine M 48.51	Without differential lock,For MI code:ID5V/GOR	2612360L	Drive Shaft		30		64	103.5	737
MACAN (95B)														
2.0 (174 kw)	2014.07 2018.09	AT	R	L/R	AWD Engine MCN.CC, MCY.NA		2613380L	Drive Shaft		42	32	60	34	778
2.0 (185 kw)	2015.10	7AT	R	L	AWD Engine DLHB, MCY.NB, MCY.PA	With differential lock,MI code:1Y1	2613380L	Drive Shaft		42	32	60	34	778
3.0 GTS (265 kw)	2015.10 2018.09	DCT	R	L/R	AWD Engine MDC.NA		2613380L	Drive Shaft		42	32	60	34	778
3.0 S (250 kw)	2014.02 2018.09	7AT	R	L	AWD Engine MCT.MA	With differential lock,MI code:1Y1	2613380L	Drive Shaft		42	32	60	34	778
3.0 S Diesel (155 kw)	2014.02 2018.09	AT	R	L/R	AWD Engine MCT.BB		2613380L	Drive Shaft		42	32	60	34	778
3.0 S Diesel (180 kw)	2014.02 2018.09	DCT	R	L/R	AWD Engine MCD.UD		2613380L	Drive Shaft		42	32	60	34	778
3.0 S Diesel (184 kw)	2014.02 2018.09	AT	R	L/R	AWD Engine MCT.BC		2613380L	Drive Shaft		42	32	60	34	778
3.0 S Diesel (190 kw)	2014.02 2018.09	7AT	R	L/R	AWD Engine MCT.BA		2613380L	Drive Shaft		42	32	60	34	778
3.6 Turbo (294 kw)	2014.02 2018.09	AT	R	L/R	AWD Engine MCT.LA		2613380L	Drive Shaft		42	32	60	34	778
3.6 Turbo (324 kw)	2016.09	7AT	R	L	AWD Engine MDH.KA	With differential lock,MI code:1Y1	2613380L	Drive Shaft		42	32	60	34	778
SEAT ALHAMBRA (710, 711)														
1.4 TSI (110 kw)	2010.06	6DCT/6MT	F	L	Engine CAVA, CNWB, CTHA		2032950L	Drive Shaft		36		59.5	40.5	486
	2010.06	6MT	F	R	Engine CAVA, CNWB, CTHA		2033130L	Drive Shaft		36		59.5	40.5	794
	2015.05	6DCT/6MT	F	L	Engine CZDA, DJKA		2032950L	Drive Shaft		36		59.5	40.5	486
	2015.05	6DCT	F	R	Engine CZDA, DJKA	date to:2016.04	2033130L	Drive Shaft		36		59.5	40.5	794
	2015.05	6MT	F	R	Engine CZDA, DJKA		2033130L	Drive Shaft		36		59.5	40.5	794
2.0 TDI (100 kw)	2010.06 2011.05	6MT	F	L	Engine CFFA		2032950L	Drive Shaft		36		59.5	40.5	486
	2010.06 2011.05	6MT	F	R	Engine CFFA		2033130L	Drive Shaft		36		59.5	40.5	794
	2010.06 2011.05	6DCT	F	R	Engine CFFA		2033540L	Drive Shaft		36		59.5	40.5	760
2.0 TDI (103 kw)	2010.06	6MT	F	L	Engine CFFB		2032950L	Drive Shaft		36		59.5	40.5	486
	2010.06	6MT	F	R	Engine CFFB		2033130L	Drive Shaft		36		59.5	40.5	794
	2010.06	6DCT	F	R	Engine CFFB		2033540L	Drive Shaft		36		59.5	40.5	760
	2011.05	AT	F	R	AWD Engine CFFB		2033540L	Drive Shaft		36		59.5	40.5	760





	 YEAR	TRANSM.	F/R	L/R	DRIVE TYPE & ENGINE	REMARKS	GSP Ref.	 PRODUCT	 ABS	Technical Specifications					
										A	B	C	H	L	
SEAT															
ALHAMBRA (710, 711)															
2.0 TDI (110 kw)	2015.05		6MT	F	L	Engine CUVG, DFLA, DLTA		2032950L	Drive Shaft		36	59.5	40.5	486	
	2015.05		6DCT	F	R	Engine CUVG, DFLA, DLTA		2033540L	Drive Shaft		36	59.5	40.5	760	
	2015.05		6MT	F	R	Engine CUVG, DFLA, DLTA		2033130L	Drive Shaft		36	59.5	40.5	794	
2.0 TDI (125 kw)	2010.06	2013.02	6DCT	F	R	Engine CFGB		2033540L	Drive Shaft		36	59.5	40.5	760	
2.0 TDI (130 kw)	2012.11		6DCT	F	R	Engine CFGC, DLUB		2033540L	Drive Shaft		36	59.5	40.5	760	
2.0 TDI (135 kw)	2015.05		6DCT	F	R	Engine CUWA, DFMA		2033540L	Drive Shaft		36	59.5	40.5	760	
2.0 TDI (85 kw)	2011.05		6MT	F	L	Engine CFFE, CUVA, DFLL, DLTC		2032950L	Drive Shaft		36	59.5	40.5	486	
	2011.05		6MT	F	R	Engine CFFE, CUVA, DFLL, DLTC		2033130L	Drive Shaft		36	59.5	40.5	794	
2.0 TSI (147 kw)	2010.11	2012.05	6AT	F	L	Engine CCZA	Date to:2014.07	2032950L	Drive Shaft		36	59.5	40.5	486	
2.0 TSI (162 kw)	2015.05		6AT	F	L	Engine DEDA		2032950L	Drive Shaft		36	59.5	40.5	486	
ALTEA (5P1)															
1.2 TSI (77 kw)	2010.04		5MT/6MT	F	R	Engine CBZB		2610960L	Drive Shaft		36	59.5	40	800	
	2010.04		5MT/6MT	F	L	Engine CBZB		2612010L	Drive Shaft		36	59.5	40	536	
1.4 TSI (92 kw)	2007.11		6MT	F	R	Engine CAXC		2610960L	Drive Shaft		36	59.5	40	800	
	2007.11		6MT	F	L	Engine CAXC		2612010L	Drive Shaft		36	59.5	40	536	
1.6 (75 kw)	2004.03		6MT	F	R	Engine BGU (06.04-), BSE, BSF, CCSA		2610960L	Drive Shaft		36	59.5	40	800	
	2004.03		7DCT	F	R	Engine BGU (06.04-), BSE, BSF, CCSA		2610420L	Drive Shaft		36	59.5	40	814	
	2004.03		7DCT	F	L	Engine BGU (06.04-), BSE, BSF, CCSA		2032940L	Drive Shaft		36	59.5	40	517	
1.6 LPG (75 kw)	2009.09		5MT	F	R	Engine CHGA		2610960L	Drive Shaft		36	59.5	40	800	
1.6 Multifuel (75 kw)	2010.11	2011.05	5MT	F	R	Engine CMXA		2610960L	Drive Shaft		36	59.5	40	800	
1.6 TDI (66 kw)	2010.11		5MT	F	R	Engine CAYB		2610420L	Drive Shaft		36	59.5	40	814	
	2010.11		5MT	F	L	Engine CAYB		2032940L	Drive Shaft		36	59.5	40	517	
1.6 TDI (77 kw)	2009.10		5MT	F	R	Engine CAYC		2610420L	Drive Shaft		36	59.5	40	814	
	2009.10		7DCT	F	L	Engine CAYC		2612820L	Drive Shaft		36	59.5	40	523	
	2009.10		5MT	F	L	Engine CAYC		2032940L	Drive Shaft		36	59.5	40	517	
	2009.10		7DCT	F	R	Engine CAYC		2610960L	Drive Shaft		36	59.5	40	800	
1.8 TFSI (118 kw)	2007.01		7DCT	F	R	Engine BYT, BZB, CDA		2033130L	Drive Shaft		36	59.5	40.5	794	
	2007.01		6MT	F	R	Engine BYT, BZB, CDA	Date From:2008-10;Date From:2010-03;Chassis no. from:SP-8-00001	2613410L	Drive Shaft		36	59.5	40.5	806	
	2007.01		6MT	F	R	Engine BYT, BZB, CDA	Date From:2008-11;Date To:2010-03;Chassis no. to:SP-4-00000	2612830L	Drive Shaft		36	59.5	40	815	
	2007.01		6MT	F	L	Engine BYT, BZB, CDA	Date To:2008-10;Date From:2010-03;Chassis no. from:SP-8-00001	2611000L	Drive Shaft		36	59.5	40.5	514	
	2007.01		7DCT	F	L	Engine BYT, BZB, CDA		2611000L	Drive Shaft		36	59.5	40.5	514	
	2007.01		6MT	F	L	Engine BYT, BZB, CDA	Date From:2008-11;Date To:2010-03;Chassis no. to:SP-4-00000	2612820L	Drive Shaft		36	59.5	40	523	
1.9 TDI (66 kw)	2009.08		5MT	F	R	Engine BXF		2610420L	Drive Shaft		36	59.5	40	814	
	2009.08		5MT	F	L	Engine BXF		2032940L	Drive Shaft		36	59.5	40	517	
1.9 TDI (77 kw)	2004.04		5MT	F	R	Engine BJB (06.04-), BKC (06.04-), BLS, BXE		2610420L	Drive Shaft		36	59.5	40	814	
	2004.04		6DCT	F	L	Engine BJB (06.04-), BKC (06.04-), BLS, BXE	Date from:2008.01;Date to:2009.07;For taxis	2033810L	Drive Shaft		36	59.5	40	485	
	2004.04		5MT	F	L	Engine BJB (06.04-), BKC (06.04-), BLS, BXE		2032940L	Drive Shaft		36	59.5	40	517	
	2004.04		6DCT	F	L	Engine BJB (06.04-), BKC (06.04-), BLS, BXE		2540130L	Drive Shaft		36	59.5	40.5	482	
	2004.04		6DCT	F	R	Engine BJB (06.04-), BKC (06.04-), BLS, BXE		2540110L	Drive Shaft		36	59.5	40.5	760	
2.0 FSI (110 kw)	2004.05	2009.03	6MT	F	R	Engine BLR (06.04-), BLY (06.04-), BVY, BVZ		2610420L	Drive Shaft		36	59.5	40	814	
	2004.05	2009.03	6MT	F	L	Engine BLR (06.04-), BLY (06.04-), BVY, BVZ		2032940L	Drive Shaft		36	59.5	40	517	
	2004.05	2009.03	6AT	F	R	Engine BLR (06.04-), BLY (06.04-), BVY, BVZ		2610940L	Drive Shaft		36	26	59.5	40	884
2.0 TDI (100 kw)	2004.03	2009.05	6DCT	F	L	Engine AZV	For taxis,date from:2008.01	2033810L	Drive Shaft		36	59.5	40	485	
	2004.03	2009.05	6MT	F	L	Engine AZV	Date to:2008.05;Chassis no. from:SP-5-047 001;Chassis no. to:SP-6-10000	2032950L	Drive Shaft		36	59.5	40.5	486	
	2004.03	2009.05	6MT	F	L/R	Engine AZV	chassis no. to:5P-5-047 000	2032950L	Drive Shaft		36	59.5	40.5	486	
	2004.03	2009.05	6MT	F	R	Engine AZV	Date to:2008.05;Chassis no. from:SP-5-047 001;Chassis no. to:SP-6-10000	2033130L	Drive Shaft		36	59.5	40.5	794	
	2004.03	2009.05	6DCT	F	L	Engine AZV	For taxis,date to:2007.12	2540130L	Drive Shaft		36	59.5	40.5	482	
	2004.03	2009.05	6DCT	F	R	Engine AZV	For taxis	2540110L	Drive Shaft		36	59.5	40.5	760	
2.0 TDI (103 kw)	2005.11		6DCT	F	L	Engine BMM	Date from:2008.01	2033810L	Drive Shaft		36	59.5	40	485	
	2005.11		6MT	F	L	Engine BMM		2032950L	Drive Shaft		36	59.5	40.5	486	
	2005.11		6MT	F	R	Engine BMM	Date to:2008.05;Chassis no. from:SP-5-047 001;Chassis no. to:SP-6-10000	2033130L	Drive Shaft		36	59.5	40.5	794	
	2005.11		6MT	F	R	Engine BMM	Date from:2008.06;Chassis no. from:SP-7-000001	2033130L	Drive Shaft		36	59.5	40.5	794	
	2005.11		6DCT	F	L	Engine BMM	Date to:2007.12	2540130L	Drive Shaft		36	59.5	40.5	482	
	2005.11		6DCT	F	R	Engine BMM		2540110L	Drive Shaft		36	59.5	40.5	760	
2.0 TDI (125 kw)	2006.03		6MT	F	R	Engine BMN, CEGA		2033130L	Drive Shaft		36	59.5	40.5	794	
	2006.03		6MT	F	L	Engine BMN, CEGA		2032950L	Drive Shaft		36	59.5	40.5	486	
2.0 TDI 16V (103 kw)	2004.03		6MT	F	L	Engine BKD (06.04-), CFHC		2032950L	Drive Shaft		36	59.5	40.5	486	
	2004.03		6DCT	F	L	Engine BKD (06.04-), CFHC	For taxis	2033810L	Drive Shaft		36	59.5	40	485	
	2004.03		6MT	F	R	Engine BKD (06.04-), CFHC	Date to:2008.05;Chassis no. from:SP-5-047 001;Chassis no. to:SP-6-10000	2033130L	Drive Shaft		36	59.5	40.5	794	
	2004.03		6MT	F	R	Engine BKD (06.04-), CFHC	Date from:2008.06;Chassis no. from:SP-7-000001	2033130L	Drive Shaft		36	59.5	40.5	794	
	2004.03		6DCT	F	L	Engine BKD (06.04-), CFHC		2540130L	Drive Shaft		36	59.5	40.5	482	
	2004.03		6DCT	F	R	Engine BKD (06.04-), CFHC		2540110L	Drive Shaft		36	59.5	40.5	760	
	2010.10		MT	F	R	AWD Engine CFHC	not for taxis	2033130L	Drive Shaft		36	59.5	40.5	794	
	2010.10		6MT	F	L	AWD Engine CFHC		2032950L	Drive Shaft		36	59.5	40.5	486	
	2010.10		6MT	F	R	AWD Engine CFHC		2032660L	Drive Shaft		36	59.5	40.5	601	
2.0 TFSI (147 kw)	2006.04	2009.05	6MT/6DCT	F	L	Engine BWA		2032950L	Drive Shaft		36	59.5	40.5	486	





	 YEAR	TRANSM.	F/R	L/R	DRIVE TYPE & ENGINE	REMARKS	GSP Ref.	 PRODUCT	 ABS	Technical Specifications										
										A	B	C	H	L						
SEAT																				
ALTEA (5P1)																				
2.0 TFSI (147 kw)	2006.04	2009.05	6DCT	F	R	Engine BWA		2016530L	Drive Shaft		36		59.5	40.5	785					
ALTEA XL (5P5, 5P8)																				
1.2 TSI (77 kw)	2010.04		5MT/6MT	F	R	Engine CBZB		2610960L	Drive Shaft		36		59.5	40	800					
	2010.04		5MT/6MT	F	L	Engine CBZB		2612010L	Drive Shaft		36		59.5	40	536					
1.4 TSI (92 kw)	2007.11		6MT	F	R	Engine CAXC		2610960L	Drive Shaft		36		59.5	40	800					
	2007.11		6MT	F	L	Engine CAXC		2612010L	Drive Shaft		36		59.5	40	536					
1.6 (75 kw)	2006.10		6MT	F	R	Engine BGU, BSE, BSF, CCSA		2610960L	Drive Shaft		36		59.5	40	800					
	2006.10		7DCT	F	R	Engine BGU, BSE, BSF, CCSA		2610420L	Drive Shaft		36		59.5	40	814					
	2006.10		7DCT	F	L	Engine BGU, BSE, BSF, CCSA		2032940L	Drive Shaft		36		59.5	40	517					
1.6 LPG (75 kw)	2009.09		5MT	F	R	Engine CHGA		2610960L	Drive Shaft		36		59.5	40	800					
1.6 Multifuel (75 kw)	2006.10	2010.11	5MT	F	R	Engine BSE, BSF, CCSA, CMXA		2610960L	Drive Shaft		36		59.5	40	800					
	2006.10	2010.11	7AT	F	L	Engine BSE, BSF, CCSA, CMXA		2032940L	Drive Shaft		36		59.5	40	517					
1.6 TDI (66 kw)	2010.11		5MT	F	R	Engine CAYB		2610420L	Drive Shaft		36		59.5	40	814					
	2010.11		5MT	F	L	Engine CAYB		2032940L	Drive Shaft		36		59.5	40	517					
1.6 TDI (77 kw)	2009.10		5MT	F	R	Engine CAYC		2610420L	Drive Shaft		36		59.5	40	814					
	2009.10		7DCT	F	L	Engine CAYC		2612820L	Drive Shaft		36		59.5	40	523					
	2009.10		5MT	F	L	Engine CAYC		2032940L	Drive Shaft		36		59.5	40	517					
	2009.10		7DCT	F	R	Engine CAYC		2610960L	Drive Shaft		36		59.5	40	800					
1.8 TFSI (118 kw)	2007.01		7DCT	F	R	Engine BYT, BZB, CDAA		2033130L	Drive Shaft		36		59.5	40.5	794					
	2007.01		6MT	F	R	Engine BYT, BZB, CDAA	<small>Date from:2005.05;chassis no. from:SP-B-000001;date to:2005.10</small>	2613410L	Drive Shaft		36		59.5	40.5	806					
	2007.01		6MT	F	R	Engine BYT, BZB, CDAA	<small>Date from:2005.11;date to:2010.05;chassis no. to:SP-A-040001</small>	2612830L	Drive Shaft		36		59.5	40	815					
	2007.01		6MT	F	L	Engine BYT, BZB, CDAA	<small>Date from:2005.05;chassis no. from:SP-B-000001;date to:2005.10</small>	2611000L	Drive Shaft		36		59.5	40.5	514					
	2007.01		7DCT	F	L	Engine BYT, BZB, CDAA		2611000L	Drive Shaft		36		59.5	40.5	514					
	2007.01		6MT	F	L	Engine BYT, BZB, CDAA	<small>Date from:2005.11;date to:2010.05;chassis no. to:SP-A-040001</small>	2612820L	Drive Shaft		36		59.5	40	523					
1.9 TDI (66 kw)	2009.08	2010.12	5MT	F	R	Engine BXF		2610420L	Drive Shaft		36		59.5	40	814					
	2009.08	2010.12	5MT	F	L	Engine BXF		2032940L	Drive Shaft		36		59.5	40	517					
1.9 TDI (77 kw)	2006.10	2010.12	5MT	F	R	Engine BKC, BLS, BXE		2610420L	Drive Shaft		36		59.5	40	814					
	2006.10	2010.12	6DCT	F	L	Engine BKC, BLS, BXE	<small>Date from:2008.01;Date to:2009.07</small>	2033810L	Drive Shaft		36		59.5	40	485					
	2006.10	2010.12	6DCT	F	L	Engine BKC, BLS, BXE	<small>Date to:2007.12</small>	2540130L	Drive Shaft		36		59.5	40.5	482					
	2006.10	2010.12	5MT	F	L	Engine BKC, BLS, BXE		2032940L	Drive Shaft		36		59.5	40	517					
	2006.10	2010.12	6DCT	F	R	Engine BKC, BLS, BXE		2540110L	Drive Shaft		36		59.5	40.5	760					
	2009.06	2010.12	6MT	F	L	AWD Engine BLS		2032950L	Drive Shaft		36		59.5	40.5	486					
	2009.06	2010.12	6MT	F	R	AWD Engine BLS		2032660L	Drive Shaft		36		59.5	40.5	601					
2.0 FSI (110 kw)	2006.10	2009.03	6AT	F	R	Engine BVY, BVZ		2610940L	Drive Shaft		36	26	59.5	40	884					
	2006.10	2009.03	6MT	F	R	Engine BVY, BVZ		2610420L	Drive Shaft		36		59.5	40	814					
	2006.10	2009.03	6MT	F	L	Engine BVY, BVZ		2032940L	Drive Shaft		36		59.5	40	517					
2.0 TDI (100 kw)	2006.11	2009.03	6DCT	F	L	Engine AZV	<small>Date from:2008.01</small>	2033810L	Drive Shaft		36		59.5	40	485					
	2006.11	2009.03	6DCT	F	L	Engine AZV	<small>Date to:2007.12</small>	2540130L	Drive Shaft		36		59.5	40.5	482					
	2006.11	2009.03	6MT	F	L	Engine AZV		2032950L	Drive Shaft		36		59.5	40.5	486					
	2006.11	2009.03	6DCT	F	R	Engine AZV		2540110L	Drive Shaft		36		59.5	40.5	760					
2.0 TDI (103 kw)	2006.10		6DCT	F	L	Engine BMM	<small>Date from:2008.01</small>	2033810L	Drive Shaft		36		59.5	40	485					
	2006.10		6DCT	F	L	Engine BMM	<small>Date to:2007.12</small>	2540130L	Drive Shaft		36		59.5	40.5	482					
	2006.10		6MT	F	L	Engine BMM		2032950L	Drive Shaft		36		59.5	40.5	486					
	2006.10		6MT	F	R	Engine BMM		2033130L	Drive Shaft		36		59.5	40.5	794					
	2006.10		6DCT	F	R	Engine BMM		2540110L	Drive Shaft		36		59.5	40.5	760					
	2007.06		6MT	F	R	AWD Engine BMM		2032660L	Drive Shaft		36		59.5	40.5	601					
	2007.06		6MT	F	L	AWD Engine BMM		2032950L	Drive Shaft		36		59.5	40.5	486					
2.0 TDI (125 kw)	2007.06	2009.05	6AT/6MT	F	L	AWD Engine BMN, CEGA, CFJA		2032950L	Drive Shaft		36		59.5	40.5	486					
	2007.06	2009.05	AT	F	R	Engine BMN, CEGA	<small>Date to:2010.12</small>	2540110L	Drive Shaft		36		59.5	40.5	760					
	2007.06	2009.05	6MT	F	R	Engine BMN, CEGA		2033130L	Drive Shaft		36		59.5	40.5	794					
	2007.06	2009.05	6MT	F	L	Engine BMN, CEGA		2032950L	Drive Shaft		36		59.5	40.5	486					
	2007.06	2009.05	6AT/6MT	F	R	AWD Engine BMN, CEGA, CFJA		2032660L	Drive Shaft		36		59.5	40.5	601					
2.0 TDI 16V (103 kw)	2006.10		6DCT	F	L	Engine BKD, CFHC	<small>Date from:2008.01</small>	2033810L	Drive Shaft		36		59.5	40	485					
	2006.10		6DCT	F	L	Engine BKD, CFHC	<small>Date to:2007.12</small>	2540130L	Drive Shaft		36		59.5	40.5	482					
	2006.10		6MT	F	L	Engine BKD, CFHC		2032950L	Drive Shaft		36		59.5	40.5	486					
	2006.10		6MT	F	R	Engine BKD, CFHC		2033130L	Drive Shaft		36		59.5	40.5	794					
	2006.10		6DCT	F	R	Engine BKD, CFHC		2540110L	Drive Shaft		36		59.5	40.5	760					
	2010.10		6AT/6MT	F	R	AWD Engine CFHC		2032660L	Drive Shaft		36		59.5	40.5	601					
	2010.10		6AT/6MT	F	L	AWD Engine CFHC		2032950L	Drive Shaft		36		59.5	40.5	486					
2.0 TFSI (147 kw)	2006.10	2009.05	6AT/6MT	F	R	Engine BWA	<small>Date from:2007.06;Altea Freetrack</small>	2032660L	Drive Shaft		36		59.5	40.5	601					
	2006.10	2009.05	6DCT/6MT	F	L	Engine BWA		2032950L	Drive Shaft		36		59.5	40.5	486					
	2006.10	2009.05	6DCT	F	R	Engine BWA		2016530L	Drive Shaft		36		59.5	40.5	785					
	2007.06	2009.05	6AT	F	L	AWD Engine BWA		2032950L	Drive Shaft		36		59.5	40.5	486					
	2007.06	2009.05	6AT	F	R	AWD Engine BWA		2032660L	Drive Shaft		36		59.5	40.5	601					
2.0 TFSI (155 kw)	2009.05		6AT/6MT	F	L	Engine CCZB		2032950L	Drive Shaft		36		59.5	40.5	486					
	2009.05		6AT	F	L	Engine CCZB		2032950L	Drive Shaft		36		59.5	40.5	486					





	 YEAR	TRANSM.	F/R	L/R	DRIVE TYPE & ENGINE	REMARKS	GSP Ref.	 PRODUCT	 ABS	Technical Specifications					
										A	B	C	H	L	
SEAT															
ALTEA XL (5P5, 5P8)															
2.0 TFSI (155 kw)	2009.05	6AT	F	R	Engine CCZB		2016530L	Drive Shaft		36		59.5	40.5	785	
	2009.05	6AT/6MT	F	R	AWD Engine CCZB		2032660L	Drive Shaft		36		59.5	40.5	601	
ATECA (KH7, KHP)															
1.4 TSI (110 kw)	2016.06	6MT	F	L	AWD Engine CZEA		2018960L	Drive Shaft		36		59.5	40	500	
1.6 TDI (85 kw)	2016.04	6MT	F	L	Engine D0YA (04-16-07-18), D0TE (07-18-)		2612010L	Drive Shaft		36		59.5	40	536	
2.0 TDI (110 kw)	2016.04	6MT/7AT	F	R	AWD Engine DFFA		2018890L	Drive Shaft		36		59.5	40	614	
	2016.04	6MT	F	L	Engine DFFA		2611000L	Drive Shaft		36		59.5	40.5	514	
	2016.04	6MT/7AT	F	L	AWD Engine DFFA		2018960L	Drive Shaft		36		59.5	40	500	
	2016.04	7DCT	F	L	Engine DFFA		2023510L	Drive Shaft		36	37	59.5	40	570	
	2016.04	6MT	F	R	Engine DFFA		2613410L	Drive Shaft		36		59.5	40.5	806	
2.0 TDI (140 kw)	2016.06	7AT	F	L	AWD Engine DFHA		2023510L	Drive Shaft		36	37	59.5	40	570	
2.0 TDI (81 kw)	2016.10	6MT	F	L	Engine CRVA		2612010L	Drive Shaft		36		59.5	40	536	
2.0 TSI (140 kw)	2017.05	7AT	F	R	AWD Engine CZPB, DKZA		2018890L	Drive Shaft		36		59.5	40	614	
LEON (1P1)															
1.2 TSI (77 kw)	2010.02	2012.12	5MT/6MT	F	R	Engine CBZB		2610960L	Drive Shaft		36		59.5	40	800
	2010.02	2012.12	5MT/6MT	F	L	Engine CBZB		2612010L	Drive Shaft		36		59.5	40	536
1.4 TSI (92 kw)	2007.11	2012.12	6MT	F	R	Engine CAXC		2610960L	Drive Shaft		36		59.5	40	800
	2007.11	2012.12	6MT	F	L	Engine CAXC		2612010L	Drive Shaft		36		59.5	40	536
1.6 (75 kw)	2005.07	2012.12	5MT	F	R	Engine BSE, BSF, CCSA		2610960L	Drive Shaft		36		59.5	40	800
	2005.07	2012.12	7DCT	F	R	Engine BSE, BSF, CCSA		2610420L	Drive Shaft		36		59.5	40	814
	2005.07	2012.12	7DCT	F	L	Engine BSE, BSF, CCSA		2032940L	Drive Shaft		36		59.5	40	517
1.6 LPG (75 kw)	2009.12	2012.12	5MT	F	R	Engine CHGA		2610960L	Drive Shaft		36		59.5	40	800
1.6 MultiFuel (75 kw)	2005.07	2013.08	5MT	F	R	Engine BSE, CCSA, CMXA		2610960L	Drive Shaft		36		59.5	40	800
1.6 TDI (66 kw)	2010.11	2012.12	5MT	F	R	Engine CAYB		2612830L	Drive Shaft		36		59.5	40	815
	2010.11	2012.12	5MT	F	L	Engine CAYB		2032940L	Drive Shaft		36		59.5	40	517
1.6 TDI (77 kw)	2010.02	2012.12	5MT	F	R	Engine CAYC	Date from:2011.06	2612830L	Drive Shaft		36		59.5	40	815
	2010.02	2012.12	5MT	F	R	Engine CAYC	Date to:2011.05	2610420L	Drive Shaft		36		59.5	40	814
	2010.02	2012.12	5MT/7DCT	F	L	Engine CAYC	Date from:2011.06	2612820L	Drive Shaft		36		59.5	40	523
	2010.02	2012.12	5MT	F	L	Engine CAYC	Date to:2011.05	2032940L	Drive Shaft		36		59.5	40	517
	2010.02	2012.12	7DCT	F	R	Engine CAYC	Date from:2011.06	2610960L	Drive Shaft		36		59.5	40	800
1.8 TSI (118 kw)	2007.06	2012.12	7DCT	F	R	Engine BZB, CDAA		2033130L	Drive Shaft		36		59.5	40.5	794
	2007.06	2012.12	6MT	F	R	Engine BZB, CDAA		2613410L	Drive Shaft		36		59.5	40.5	806
	2007.06	2012.12	6MT	F	L	Engine BZB, CDAA	Date to:2009.11	2611000L	Drive Shaft		36		59.5	40.5	514
	2007.06	2012.12	6MT	F	L	Engine BZB, CDAA	Date from:2009.12	2612820L	Drive Shaft		36		59.5	40	523
1.9 TDI (66 kw)	2007.06	2010.12	5MT	F	R	Engine BXF		2610420L	Drive Shaft		36		59.5	40	814
	2007.06	2010.12	5MT	F	L	Engine BXF		2032940L	Drive Shaft		36		59.5	40	517
1.9 TDI (77 kw)	2005.07	2010.12	5MT	F	R	Engine BKC, BLS, BXE		2610420L	Drive Shaft		36		59.5	40	814
	2005.07	2010.12	6DCT	F	L	Engine BKC, BLS, BXE		2540130L	Drive Shaft		36		59.5	40.5	482
	2005.07	2010.12	5MT	F	L	Engine BKC, BLS, BXE		2032940L	Drive Shaft		36		59.5	40	517
	2005.07	2010.12	6DCT	F	R	Engine BKC, BLS, BXE		2540110L	Drive Shaft		36		59.5	40.5	760
2.0 Cupra R (195 kw)	2009.09	2012.12	6MT	F	L	Engine CDLA		2032950L	Drive Shaft		36		59.5	40.5	486
2.0 FSI (110 kw)	2005.07	2010.05	6AT	F	R	Engine BLR, BLY, BVY, BVZ		2610940L	Drive Shaft		36	26	59.5	40	884
	2005.07	2010.05	6MT	F	R	Engine BLR, BLY, BVY, BVZ		2610420L	Drive Shaft		36		59.5	40	814
	2005.07	2010.05	6MT	F	L	Engine BLR, BLY, BVY, BVZ		2032940L	Drive Shaft		36		59.5	40	517
2.0 TDI (100 kw)	2005.07	2010.05	6MT	F	L	Engine AZV		2032950L	Drive Shaft		36		59.5	40.5	486
	2005.07	2010.05	6DCT	F	L	Engine AZV		2540130L	Drive Shaft		36		59.5	40.5	482
	2005.07	2010.05	6DCT	F	R	Engine AZV		2540110L	Drive Shaft		36		59.5	40.5	760
	2005.07	2010.05	6MT	F	R	Engine AZV		2033130L	Drive Shaft		36		59.5	40.5	794
2.0 TDI (103 kw)	2005.10	2010.10	6MT	F	L	Engine BMM		2032950L	Drive Shaft		36		59.5	40.5	486
	2005.10	2010.10	6DCT	F	L	Engine BMM		2540130L	Drive Shaft		36		59.5	40.5	482
	2005.10	2010.10	6DCT	F	R	Engine BMM		2540110L	Drive Shaft		36		59.5	40.5	760
	2005.10	2010.10	6MT	F	R	Engine BMM		2033130L	Drive Shaft		36		59.5	40.5	794
2.0 TDI (125 kw)	2006.05	2012.12	6DCT	F	L	Engine BMN, CEGA, CFJA		2540130L	Drive Shaft		36		59.5	40.5	482
	2006.05	2012.12	6MT	F	R	Engine BMN, CEGA, CFJA		2033130L	Drive Shaft		36		59.5	40.5	794
	2006.05	2012.12	6MT	F	L	Engine BMN, CEGA, CFJA		2032950L	Drive Shaft		36		59.5	40.5	486
	2006.05	2012.12	6DCT	F	R	Engine BMN, CEGA, CFJA		2540110L	Drive Shaft		36		59.5	40.5	760
2.0 TDI 16V (103 kw)	2005.07	2012.12	6DCT	F	L	Engine BKD, CFHC, CLCB		2540130L	Drive Shaft		36		59.5	40.5	482
	2005.07	2012.12	6DCT	F	R	Engine BKD, CFHC, CLCB		2540110L	Drive Shaft		36		59.5	40.5	760
	2005.07	2012.12	6MT	F	R	Engine BKD, CFHC, CLCB		2033130L	Drive Shaft		36		59.5	40.5	794
	2005.07	2012.12	6MT	F	L	Engine BKD, CFHC, CLCB		2032950L	Drive Shaft		36		59.5	40.5	486
2.0 TFSI (136 kw)	2005.09	2006.05	6DCT	F	L	Engine BWA1		2033800L	Drive Shaft		36		59.5	40	487
	2005.09	2006.05	6DCT	F	R	Engine BWA1		2016530L	Drive Shaft		36		59.5	40.5	785
	2005.09	2006.05	6DCT/6MT	F	L	Engine BWA1		2032950L	Drive Shaft		36		59.5	40.5	486
2.0 TFSI (147 kw)	2005.05	2009.03	6MT	F	L	Engine BWA		2032950L	Drive Shaft		36		59.5	40.5	486
	2005.05	2009.03	6DCT	F	L	Engine BWA		2033800L	Drive Shaft		36		59.5	40	487
	2005.05	2009.03	6DCT	F	R	Engine BWA		2016530L	Drive Shaft		36		59.5	40.5	785





	 YEAR	TRANSM.	F/R	L/R	DRIVE TYPE & ENGINE	REMARKS	GSP Ref.	 PRODUCT	 ABS	Technical Specifications				
										A	B	C	H	L
SEAT														
LEON (1P1)														
2.0 TFSI (155 kw)	2009.06	2012.12	6MT	F	R	Engine CCZB		2611470L	Drive Shaft	36	59.5	40.5	795	
	2009.06	2012.12	6DCT/6MT	F	L	Engine CCZB		2032950L	Drive Shaft	36	59.5	40.5	486	
	2009.06	2012.12	6DCT	F	R	Engine CCZB		2016530L	Drive Shaft	36	59.5	40.5	785	
2.0 TFSI (177 kw)	2006.11	2011.05	6MT	F	L	Engine BWJ, CDLD		2032950L	Drive Shaft	36	59.5	40.5	486	
LEON (5F1)														
1.2 TSI (63 kw)	2012.12		5MT	F	R	Engine CJZB, CYVA		2610960L	Drive Shaft	36	59.5	40	800	
	2012.12		5MT	F	L	Engine CJZB, CYVA	for PR number:1PA/1PE/2H4	2033730L	Drive Shaft	36	59.5	40	517	
	2013.01		5MT	F	R	Engine CJZB, CYVA		2610960L	Drive Shaft	36	59.5	40	800	
1.2 TSI (77 kw)	2013.01		7DCT	F	L	Engine CJZA		2612820L	Drive Shaft	36	59.5	40	523	
	2013.01		5MT/6MT	F	L	Engine CJZA		2033730L	Drive Shaft	36	59.5	40	517	
	2013.01		7DCT	F	R	Engine CJZA		2610960L	Drive Shaft	36	59.5	40	800	
	2013.01		5MT/6MT	F	R	Engine CJZA		2613070L	Drive Shaft	36	59.5	40	820	
1.2 TSI (81 kw)	2014.04		5MT/6MT	F	L	Engine CYVB		2033730L	Drive Shaft	36	59.5	40	517	
	2014.04		6MT	F	L	Engine CYVB		2033730L	Drive Shaft	36	59.5	40	517	
	2014.04		7DCT	F	R	Engine CYVB		2610960L	Drive Shaft	36	59.5	40	800	
	2014.04		5MT/6MT	F	R	Engine CYVB		2613070L	Drive Shaft	36	59.5	40	820	
	2014.04		6MT	F	R	Engine CYVB		2613070L	Drive Shaft	36	59.5	40	820	
	2014.04		7DCT	F	L	Engine CYVB		2612820L	Drive Shaft	36	59.5	40	523	
1.4 TGI (81 kw)	2013.02		7DCT	F	R	Engine CPWA		2610960L	Drive Shaft	36	59.5	40	800	
	2013.02		6MT	F	R	Engine CPWA		2613070L	Drive Shaft	36	59.5	40	820	
	2013.02		6MT/7DCT	F	L	Engine CPWA		2612820L	Drive Shaft	36	59.5	40	523	
1.4 TSI (103 kw)	2012.09	2016.10	6MT	F	R	Engine CHPA, CPTA	Trans. code:MQ250	2612830L	Drive Shaft	36	59.5	40	815	
	2012.09		7DCT	F	R	Engine CHPA, CPTA	Engine code:CHPA/CPTA	2033130L	Drive Shaft	36	59.5	40.5	794	
	2012.09		6MT	F	R	Engine CHPA, CPTA	Engine code:CHPA,Trans. code:MQ250	2612830L	Drive Shaft	36	59.5	40	815	
	2012.09	2016.10	6MT	F	L	Engine CHPA, CPTA		2612820L	Drive Shaft	36	59.5	40	523	
	2012.09		7DCT	F	L	Engine CHPA, CPTA	Engine code:CHPA/CPTA	2611000L	Drive Shaft	36	59.5	40.5	514	
	2012.09		6MT	F	L	Engine CHPA, CPTA	Engine code:CHPA,Trans. code:MQ200/MQ250	2612820L	Drive Shaft	36	59.5	40	523	
	2012.09	2016.10	6MT	F	R	Engine CHPA, CPTA	For Engine code:CHPA,Trans. code:MQ200	2613070L	Drive Shaft	36	59.5	40	820	
	2012.09		6MT	F	R	Engine CHPA, CPTA	Engine code:CHPA,Trans. code:MQ200	2613070L	Drive Shaft	36	59.5	40	820	
1.4 TSI (110 kw)	2014.05		6MT	F	R	Engine CZDA, CZEA		2612830L	Drive Shaft	36	59.5	40	815	
	2014.05		7DCT	F	R	Engine CZDA, CZEA		2033130L	Drive Shaft	36	59.5	40.5	794	
	2014.05		6MT	F	L	Engine CZEA		2612820L	Drive Shaft	36	59.5	40	523	
	2014.05		7DCT	F	R	Engine CZEA		2033130L	Drive Shaft	36	59.5	40.5	794	
	2014.05		6MT	F	R	Engine CZEA		2612830L	Drive Shaft	36	59.5	40	815	
	2014.05		7DCT	F	L	Engine CZEA		2611000L	Drive Shaft	36	59.5	40.5	514	
	2014.05		6MT	F	L	Engine CZDA, CZEA		2612820L	Drive Shaft	36	59.5	40	523	
	2014.05		7DCT	F	L	Engine CZDA, CZEA		2611000L	Drive Shaft	36	59.5	40.5	514	
1.4 TSI (90 kw)	2012.09	2016.10	6MT	F	L	Engine CMBA, CXSA		2612820L	Drive Shaft	36	59.5	40	523	
	2012.09	2016.10	6MT	F	R	Engine CMBA, CXSA		2613070L	Drive Shaft	36	59.5	40	820	
	2012.11		6MT	F	L	Engine CMBA, CXSA		2612820L	Drive Shaft	36	59.5	40	523	
	2012.11		6MT	F	R	Engine CMBA, CXSA		2613070L	Drive Shaft	36	59.5	40	820	
1.4 TSI (92 kw)	2014.05		6MT	F	L	Engine CZCA		2612820L	Drive Shaft	36	59.5	40	523	
	2014.05		6MT	F	R	Engine CZCA		2613070L	Drive Shaft	36	59.5	40	820	
1.5 TGi (96 kw)	2018.10		7DCT	F	L	Engine DHFA		2611000L	Drive Shaft	36	59.5	40.5	514	
1.5 TSI (110 kw)	2018.09		6MT	F	L	Engine DADA, DPCA		2612820L	Drive Shaft	36	59.5	40	523	
	2018.09		7DCT	F	L	Engine DADA, DPCA		2611000L	Drive Shaft	36	59.5	40.5	514	
1.6 TDI (66 kw)	2012.11		5MT	F	R	Engine CLHB, CXXA, DDYB		2612830L	Drive Shaft	36	59.5	40	815	
	2012.11	2016.10	5MT	F	L	Engine CLHB		2032940L	Drive Shaft	36	59.5	40	517	
	2012.11		5MT	F	L	Engine CLHB, CXXA, DDYB		2032940L	Drive Shaft	36	59.5	40	517	
	2012.11	2016.10	5MT	F	R	Engine CLHB		2612830L	Drive Shaft	36	59.5	40	815	
1.6 TDI (77 kw)	2012.09	2016.10	5MT/7DCT	F	L	Engine CLHA		2612820L	Drive Shaft	36	59.5	40	523	
	2012.09	2016.10	7DCT	F	R	Engine CLHA		2610960L	Drive Shaft	36	59.5	40	800	
	2012.09	2016.10	5MT	F	R	Engine CLHA		2612830L	Drive Shaft	36	59.5	40	815	
	2012.11		5MT	F	R	Engine CLHA		2612830L	Drive Shaft	36	59.5	40	815	
	2012.11		5MT/7DCT	F	L	Engine CLHA		2612820L	Drive Shaft	36	59.5	40	523	
	2012.11		7DCT	F	R	Engine CLHA		2610960L	Drive Shaft	36	59.5	40	800	
1.6 TDI (81 kw)	2013.09		5MT/6MT	F	R	Engine CRKB, CXXB, DBKA		2612830L	Drive Shaft	36	59.5	40	815	
	2013.09	2016.10	5MT/6MT/7DCT	F	L	Engine CRKB, CXXB, DBKA		2612820L	Drive Shaft	36	59.5	40	523	
	2013.09		5MT/6MT/7DCT	F	L	Engine CRKB, CXXB, DBKA		2612820L	Drive Shaft	36	59.5	40	523	
	2013.09	2016.10	7DCT	F	R	Engine CRKB, CXXB, DBKA		2610960L	Drive Shaft	36	59.5	40	800	
	2013.09		7DCT	F	R	Engine CRKB, CXXB, DBKA		2610960L	Drive Shaft	36	59.5	40	800	
	2013.09	2016.10	5MT/6MT	F	R	Engine CRKB, CXXB, DBKA		2612830L	Drive Shaft	36	59.5	40	815	
1.6 TDI (85 kw)	2016.11		5MT/6MT/7DCT	F	L	Engine DDYA, DGTE		2612820L	Drive Shaft	36	59.5	40	523	
	2016.11		5MT/7DCT	F	L	Engine DDYA		2612820L	Drive Shaft	36	59.5	40	523	
	2016.11		7DCT	F	R	Engine DDYA, DGTE		2610960L	Drive Shaft	36	59.5	40	800	
	2016.11		7DCT	F	R	Engine DDYA		2610960L	Drive Shaft	36	59.5	40	800	





	 YEAR	TRANSM.	F/R	L/R	DRIVE TYPE & ENGINE	REMARKS	GSP Ref.	 PRODUCT	 ABS	Technical Specifications				
										A	B	C	H	L
SEAT														
LEON (5F1)														
1.6 TDI (85 kw)	2016.11		5MT	F	R	Engine DDYA, DGTE		2612830L	Drive Shaft	36	59.5	40	815	
	2016.11		5MT	F	R	Engine DDYA		2612830L	Drive Shaft	36	59.5	40	815	
1.8 TFSI (132 kw)	2013.02		6MT	F	L	Engine CJSA		2611000L	Drive Shaft	36	59.5	40.5	514	
1.8 TSI (132 kw)	2013.02		6MT	F	L	Engine CJSA		2611000L	Drive Shaft	36	59.5	40.5	514	
2.0 Cupra (195 kw)	2013.10		6AT/6MT	F	L	Engine CJXE		2033800L	Drive Shaft	36	59.5	40	487	
2.0 Cupra (206 kw)	2013.10		6AT/6MT	F	L	Engine CJXA		2033800L	Drive Shaft	36	59.5	40	487	
2.0 Cupra (213 kw)	2015.09	2016.10	6AT/6MT	F	L	Engine CJXH		2033800L	Drive Shaft	36	59.5	40	487	
	2015.10		6AT/6MT/7AT	F	L	Engine CJXH, DNUC		2033800L	Drive Shaft	36	59.5	40	487	
2.0 Cupra (221 kw)	2017.01		6AT/6MT	F	L	Engine CJXC		2033800L	Drive Shaft	36	59.5	40	487	
2.0 Cupra R (228 kw)	2017.11		6MT	F	L	Engine CJXG		2033800L	Drive Shaft	36	59.5	40	487	
2.0 TDI (105 kw)	2013.05		6MT	F	R	Engine CRVC		2033130L	Drive Shaft	36	59.5	40.5	794	
	2013.05		6MT	F	L	Engine CRVC		2033800L	Drive Shaft	36	59.5	40	487	
2.0 TDI (110 kw)	2012.10		6MT	F	R	Engine CKFC, CRMB, DFFA		2033130L	Drive Shaft	36	59.5	40.5	794	
	2012.10		AT	F	R	Engine CKFC, CRMB, DFFA		2540110L	Drive Shaft	36	59.5	40.5	760	
	2012.10		6DCT	F	L	Engine CKFC, CRMB		2612850L	Drive Shaft	36	59.5	40	472	
	2012.10		6DCT	F	L	Engine CKFC, CRMB, DFFA		2612850L	Drive Shaft	36	59.5	40	472	
	2012.10		6DCT	F	R	Engine CKFC, CRMB		2033540L	Drive Shaft	36	59.5	40.5	760	
	2012.10		6DCT	F	R	Engine CKFC, CRMB, DFFA		2033540L	Drive Shaft	36	59.5	40.5	760	
	2012.10		6MT	F	L	Engine CKFC, CRMB		2033800L	Drive Shaft	36	59.5	40	487	
	2012.10		6MT	F	L	Engine CKFC, CRMB, DFFA		2033800L	Drive Shaft	36	59.5	40	487	
	2012.10		6MT	F	R	Engine CKFC, CRMB		2033130L	Drive Shaft	36	59.5	40.5	794	
2.0 TDI (135 kw)	2012.09		6DCT	F	L	Engine CUNA, CUPA, DJGA		2612850L	Drive Shaft	36	59.5	40	472	
	2012.09		6DCT	F	R	Engine CUNA, CUPA, DJGA		2033540L	Drive Shaft	36	59.5	40.5	760	
	2013.02		6DCT	F	L	Engine CUNA, CUPA		2612850L	Drive Shaft	36	59.5	40	472	
	2013.02		6DCT	F	R	Engine CUNA, CUPA		2033540L	Drive Shaft	36	59.5	40.5	760	
2.0 TDI (81 kw)	2013.05		5MT	F	R	Engine CRLD, CRVA		2612830L	Drive Shaft	36	59.5	40	815	
	2013.05		5MT	F	L	Engine CRLD, CRVA		2612820L	Drive Shaft	36	59.5	40	523	
LEON (KL1)														
1.5 eTSI (110 kw)	2019.11		7AT	F	L	Engine DFYA		2611000L	Drive Shaft	36	59.5	40.5	514	
LEON SC (5F5)														
1.2 TSI (63 kw)	2013.01	2018.08	5MT	F	R	Engine CJZB, CYVA		2610960L	Drive Shaft	36	59.5	40	800	
	2013.01	2018.08	5MT	F	L	Engine CJZB, CYVA	for PR number:1PA/1PE/2H4	2033730L	Drive Shaft	36	59.5	40	517	
1.2 TSI (77 kw)	2013.02	2014.04	7DCT	F	L	Engine CJZA		2612820L	Drive Shaft	36	59.5	40	523	
	2013.02	2014.04	5MT/6MT	F	L	Engine CJZA		2033730L	Drive Shaft	36	59.5	40	517	
	2013.02	2014.04	7DCT	F	R	Engine CJZA		2610960L	Drive Shaft	36	59.5	40	800	
	2013.02	2014.04	5MT/6MT	F	R	Engine CJZA		2613070L	Drive Shaft	36	59.5	40	820	
1.2 TSI (81 kw)	2014.05	2018.08	7DCT	F	L	Engine CYVB		2612820L	Drive Shaft	36	59.5	40	523	
	2014.05	2018.08	5MT/6MT	F	L	Engine CYVB		2033730L	Drive Shaft	36	59.5	40	517	
	2014.05	2018.08	7DCT	F	R	Engine CYVB		2610960L	Drive Shaft	36	59.5	40	800	
	2014.05	2018.08	5MT/6MT	F	R	Engine CYVB		2613070L	Drive Shaft	36	59.5	40	820	
1.4 TSI (103 kw)	2013.02	2016.11	7DCT	F	R	Engine CHPA, CPTA		2033130L	Drive Shaft	36	59.5	40.5	794	
	2013.02	2016.11	6MT	F	R	Engine CHPA, CPTA	For Engine code:CHPA;Trans. code:MG250	2612830L	Drive Shaft	36	59.5	40	815	
	2013.02	2016.11	7DCT	F	L	Engine CHPA, CPTA		2611000L	Drive Shaft	36	59.5	40.5	514	
	2013.02	2016.11	6MT	F	L	Engine CHPA, CPTA		2612820L	Drive Shaft	36	59.5	40	523	
	2013.02	2016.11	6MT	F	R	Engine CHPA, CPTA	For Engine code:CHPA;Trans. code:MG200	2613070L	Drive Shaft	36	59.5	40	820	
1.4 TSI (110 kw)	2014.05	2018.08	6MT	F	L	Engine CZIA		2612820L	Drive Shaft	36	59.5	40	523	
	2014.05	2018.08	7DCT	F	R	Engine CZIA		2033130L	Drive Shaft	36	59.5	40.5	794	
	2014.05	2018.08	6MT	F	R	Engine CZIA		2612830L	Drive Shaft	36	59.5	40	815	
	2014.05	2018.08	7DCT	F	L	Engine CZIA		2611000L	Drive Shaft	36	59.5	40.5	514	
1.4 TSI (90 kw)	2013.02	2015.06	6MT	F	L	Engine CMBA, CXSA		2612820L	Drive Shaft	36	59.5	40	523	
	2013.02	2015.06	6MT	F	R	Engine CMBA, CXSA		2613070L	Drive Shaft	36	59.5	40	820	
1.4 TSI (92 kw)	2014.05	2018.08	6MT	F	L	Engine CZCA		2612820L	Drive Shaft	36	59.5	40	523	
	2014.05	2018.08	6MT	F	R	Engine CZCA		2613070L	Drive Shaft	36	59.5	40	820	
1.6 TDI (66 kw)	2013.02	2018.08	5MT	F	R	Engine CLHB, CXXA, DDYB		2612830L	Drive Shaft	36	59.5	40	815	
	2013.02	2018.08	5MT	F	L	Engine CLHB, CXXA, DDYB		2032940L	Drive Shaft	36	59.5	40	517	
1.6 TDI (77 kw)	2013.02	2018.08	5MT	F	R	Engine CLHA		2612830L	Drive Shaft	36	59.5	40	815	
	2013.02	2018.08	5MT/7DCT	F	L	Engine CLHA		2612820L	Drive Shaft	36	59.5	40	523	
	2013.02	2018.08	7DCT	F	R	Engine CLHA		2610960L	Drive Shaft	36	59.5	40	800	
1.6 TDI (81 kw)	2013.09	2016.11	5MT/6MT	F	R	Engine CRKB, CXXB		2612830L	Drive Shaft	36	59.5	40	815	
	2013.09	2016.11	5MT/6MT/7DCT	F	L	Engine CRKB, CXXB		2612820L	Drive Shaft	36	59.5	40	523	
	2013.09	2016.11	7DCT	F	R	Engine CRKB, CXXB		2610960L	Drive Shaft	36	59.5	40	800	
1.6 TDI (85 kw)	2016.11	2018.08	5MT/7DCT	F	L	Engine DDYA		2612820L	Drive Shaft	36	59.5	40	523	
	2016.11	2018.08	7DCT	F	R	Engine DDYA		2610960L	Drive Shaft	36	59.5	40	800	
	2016.11	2018.08	5MT	F	R	Engine DDYA		2612830L	Drive Shaft	36	59.5	40	815	
1.8 TSI (132 kw)	2013.02	2018.08	6MT	F	L	Engine CJSA		2611000L	Drive Shaft	36	59.5	40.5	514	
2.0 Cupra (195 kw)	2013.10	2016.11	6AT/6MT	F	L	Engine CJXE		2033800L	Drive Shaft	36	59.5	40	487	





	 YEAR	TRANSM.	F/R	L/R	DRIVE TYPE & ENGINE	REMARKS	GSP Ref.	 PRODUCT	 ABS	Technical Specifications				
										A	B	C	H	L
SEAT														
LEON SC (5F5)														
2.0 Cupra (206 kw)	2013.10	2016.11	6AT/6MT	F	L	Engine CJXA		2033800L	Drive Shaft	36	59.5	40	487	
2.0 Cupra (213 kw)	2015.10	2016.11	6AT/6MT	F	L	Engine CJXH		2033800L	Drive Shaft	36	59.5	40	487	
2.0 Cupra (221 kw)	2017.01	2018.08	6AT/6MT	F	L	Engine CJXC		2033800L	Drive Shaft	36	59.5	40	487	
2.0 TDI (105 kw)	2013.05		6MT	F	R	Engine CRVC		2033130L	Drive Shaft	36	59.5	40.5	794	
	2013.05		6MT	F	L	Engine CRVC		2033800L	Drive Shaft	36	59.5	40	487	
2.0 TDI (110 kw)	2013.02		6MT	F	R	Engine CKFC, CRMB		2033130L	Drive Shaft	36	59.5	40.5	794	
	2013.02		AT	F	R	Engine CKFC, CRMB		2540110L	Drive Shaft	36	59.5	40.5	760	
	2013.02		6DCT	F	L	Engine CKFC, CRMB		2612850L	Drive Shaft	36	59.5	40	472	
	2013.02		6DCT	F	R	Engine CKFC, CRMB		2033540L	Drive Shaft	36	59.5	40.5	760	
2.0 TDI (135 kw)	2013.02		6MT	F	L	Engine CKFC, CRMB		2033800L	Drive Shaft	36	59.5	40	487	
	2013.03		6DCT	F	L	Engine CUNA, CUPA		2612850L	Drive Shaft	36	59.5	40	472	
	2013.03		6DCT	F	R	Engine CUNA, CUPA		2033540L	Drive Shaft	36	59.5	40.5	760	
LEON Sportstourer (KL8)														
1.5 eTSI (110 kw)	2020.03		7AT	F	L	Engine DFYA		2611000L	Drive Shaft	36	59.5	40.5	514	
LEON ST (5F8)														
1.2 TSI (63 kw)	2013.01		5MT	F	R	Engine CJZB, CYVA		2610960L	Drive Shaft	36	59.5	40	800	
	2013.11		5MT	F	R	Engine CJZB, CYVA		2610960L	Drive Shaft	36	59.5	40	800	
	2013.11		MT	F	R	Engine CJZB, CYVA	Date from:2014.01	2610420L	Drive Shaft	36	59.5	40	814	
1.2 TSI (77 kw)	2013.08		7DCT	F	L	Engine CJZA		2612820L	Drive Shaft	36	59.5	40	523	
	2013.08		5MT/6MT	F	L	Engine CJZA		2033730L	Drive Shaft	36	59.5	40	517	
	2013.08		MT	F	R	Engine CJZA	Date from:2014.01	2610420L	Drive Shaft	36	59.5	40	814	
	2013.08		7DCT	F	R	Engine CJZA		2610960L	Drive Shaft	36	59.5	40	800	
	2013.08		5MT/6MT	F	R	Engine CJZA		2613070L	Drive Shaft	36	59.5	40	820	
1.2 TSI (81 kw)	2014.05		7DCT	F	L	Engine CYVB		2612820L	Drive Shaft	36	59.5	40	523	
	2014.05		5MT/6MT	F	L	Engine CYVB		2033730L	Drive Shaft	36	59.5	40	517	
	2014.05		6MT	F	L	Engine CYVB		2033730L	Drive Shaft	36	59.5	40	517	
	2014.05		7DCT	F	R	Engine CYVB		2610960L	Drive Shaft	36	59.5	40	800	
	2014.05		5MT/6MT	F	R	Engine CYVB		2613070L	Drive Shaft	36	59.5	40	820	
	2014.05		6MT	F	R	Engine CYVB		2613070L	Drive Shaft	36	59.5	40	820	
1.4 TGI (81 kw)	2013.10		7DCT	F	R	Engine CPWA		2610960L	Drive Shaft	36	59.5	40	800	
	2013.10		6MT	F	R	Engine CPWA		2613070L	Drive Shaft	36	59.5	40	820	
	2013.10		6MT/7DCT	F	L	Engine CPWA		2612820L	Drive Shaft	36	59.5	40	523	
1.4 TSI (103 kw)	2013.10		7DCT	F	R	Engine CHPA, CPTA		2033130L	Drive Shaft	36	59.5	40.5	794	
	2013.10		6MT	F	R	Engine CHPA, CPTA	For Engine code:CHPA;Trans. code:MQ250	2612830L	Drive Shaft	36	59.5	40	815	
	2013.10		6MT	F	L	Engine CHPA, CPTA		2612820L	Drive Shaft	36	59.5	40	523	
	2013.10		7DCT	F	L	Engine CHPA, CPTA		2611000L	Drive Shaft	36	59.5	40.5	514	
	2013.10		6MT	F	R	Engine CHPA, CPTA	For Engine code:CHPA;Trans. code:MQ200	2613070L	Drive Shaft	36	59.5	40	820	
1.4 TSI (110 kw)	2014.05		6MT	F	L	Engine CZEA		2612820L	Drive Shaft	36	59.5	40	523	
	2014.05		7DCT	F	R	Engine CZDA, CZEA		2033130L	Drive Shaft	36	59.5	40.5	794	
	2014.05		6MT	F	R	Engine CZDA, CZEA		2612830L	Drive Shaft	36	59.5	40	815	
	2014.05		7DCT	F	R	Engine CZEA		2033130L	Drive Shaft	36	59.5	40.5	794	
	2014.05		6MT	F	R	Engine CZEA		2612830L	Drive Shaft	36	59.5	40	815	
	2014.05		7DCT	F	L	Engine CZEA		2611000L	Drive Shaft	36	59.5	40.5	514	
	2014.05		6MT	F	L	Engine CZDA, CZEA		2612820L	Drive Shaft	36	59.5	40	523	
	2014.05		7DCT	F	L	Engine CZDA, CZEA		2611000L	Drive Shaft	36	59.5	40.5	514	
	2012.09		6MT	F	L	Engine CMBA, CXSA	For Engine code:CHPA;Trans. code:MQ200	2612820L	Drive Shaft	36	59.5	40	523	
1.4 TSI (92 kw)	2012.09		6MT	F	R	Engine CMBA, CXSA	For Engine code:CHPA;Trans. code:MQ200	2613070L	Drive Shaft	36	59.5	40	820	
	2014.05		6MT	F	L	Engine CZCA		2612820L	Drive Shaft	36	59.5	40	523	
1.5 TGI (96 kw)	2014.05		6MT	F	R	Engine CZCA		2613070L	Drive Shaft	36	59.5	40	820	
	2018.10		7DCT	F	L	Engine DHFA		2611000L	Drive Shaft	36	59.5	40.5	514	
1.5 TSI (110 kw)	2018.09		6MT	F	L	Engine DADA, DPCA		2612820L	Drive Shaft	36	59.5	40	523	
	2018.09		7DCT	F	L	Engine DADA, DPCA		2611000L	Drive Shaft	36	59.5	40.5	514	
1.6 TDI (66 kw)	2013.11		5MT	F	R	Engine CLHB, CXXA, DDYB		2612830L	Drive Shaft	36	59.5	40	815	
	2013.11		5MT	F	L	Engine CLHB, CXXA, DDYB		2032940L	Drive Shaft	36	59.5	40	517	
1.6 TDI (77 kw)	2013.10		5MT	F	R	Engine CLHA		2612830L	Drive Shaft	36	59.5	40	815	
	2013.10		5MT	F	L	Engine CLHA		2612820L	Drive Shaft	36	59.5	40	523	
	2013.10		7DCT	F	R	Engine CLHA		2610960L	Drive Shaft	36	59.5	40	800	
	2014.04		6MT	F	L	AWD Engine CLHA		2033800L	Drive Shaft	36	59.5	40	487	
1.6 TDI (81 kw)	2013.09		6MT/7DCT	F	L	Engine CRKB, CXXB, DBKA		2612820L	Drive Shaft	36	59.5	40	523	
	2013.09		7DCT	F	R	Engine CRKB, CXXB, DBKA		2610960L	Drive Shaft	36	59.5	40	800	
	2013.09		5MT/6MT	F	R	Engine CRKB, CXXB, DBKA		2612830L	Drive Shaft	36	59.5	40	815	
	2013.09		6MT	F	R	Engine CRKB, CXXB, DBKA		2612830L	Drive Shaft	36	59.5	40	815	
	2013.09		5MT/6MT/7DCT	F	L	Engine CRKB, CXXB, DBKA		2612820L	Drive Shaft	36	59.5	40	523	
	2014.11		6MT	F	L	AWD Engine CXXB		2033800L	Drive Shaft	36	59.5	40	487	
1.6 TDI (85 kw)	2016.11		5MT/7DCT	F	L	Engine DDYA, DGTE		2612820L	Drive Shaft	36	59.5	40	523	
	2016.11		5MT/7DCT	F	L	Engine DDYA		2612820L	Drive Shaft	36	59.5	40	523	





	 YEAR	TRANSM.	F/R	L/R	DRIVE TYPE & ENGINE	REMARKS	GSP Ref.	 PRODUCT	 ABS	Technical Specifications					
										A	B	C	H	L	
SEAT															
LEON ST (5F8)															
1.6 TDI (85 kw)	2016.11		7DCT	F	R	Engine DDYA, DGTE		261096OL	Drive Shaft		36		59.5	40	800
	2016.11		7DCT	F	R	Engine DDYA		261096OL	Drive Shaft		36		59.5	40	800
	2016.11		5MT	F	R	Engine DDYA, DGTE		261283OL	Drive Shaft		36		59.5	40	815
	2016.11		5MT	F	R	Engine DDYA		261283OL	Drive Shaft		36		59.5	40	815
1.8 TFSI (132 kw)	2013.10		6MT	F	L	Engine CJSA		261100OL	Drive Shaft		36		59.5	40.5	514
1.8 TSI (132 kw)	2013.10		6MT	F	L	Engine CJSA		261100OL	Drive Shaft		36		59.5	40.5	514
	2014.11		6AT	F	L	AWD Engine CJSA, CJSB		203380OL	Drive Shaft		36		59.5	40	487
2.0 Cupra (195 kw)	2013.10		6AT/6MT	F	L	Engine CJXE		203380OL	Drive Shaft		36		59.5	40	487
2.0 Cupra (206 kw)	2013.10		6AT/6MT	F	L	Engine CJXA		203380OL	Drive Shaft		36		59.5	40	487
2.0 Cupra (213 kw)	2015.10		6AT/6MT/7AT	F	L	Engine CJXH, DNUC		203380OL	Drive Shaft		36		59.5	40	487
2.0 Cupra (221 kw)	2016.11		6AT/6MT	F	L	Engine CJXC		203380OL	Drive Shaft		36		59.5	40	487
	2016.11		6AT/7AT	F	L	AWD Engine CJXC, DNUC		203380OL	Drive Shaft		36		59.5	40	487
	2016.11		6AT	F	L	AWD Engine CJXC		203380OL	Drive Shaft		36		59.5	40	487
2.0 TDI (105 kw)	2013.10		6MT	F	R	Engine CRVC		203313OL	Drive Shaft		36		59.5	40.5	794
	2013.10		6MT	F	L	Engine CRVC		203380OL	Drive Shaft		36		59.5	40	487
2.0 TDI (110 kw)	2013.04		6DCT	F	L	Engine CKFC, CRBC, CRLB, CRMB		261285OL	Drive Shaft		36		59.5	40	472
	2013.04		6DCT	F	R	Engine CKFC, CRBC, CRLB, CRMB		203354OL	Drive Shaft		36		59.5	40.5	760
	2013.04		6MT	F	L	Engine CKFC, CRBC, CRLB, CRMB		203380OL	Drive Shaft		36		59.5	40	487
	2013.04		6MT	F	R	Engine CKFC, CRBC, CRLB, CRMB		203313OL	Drive Shaft		36		59.5	40.5	794
	2013.10		6MT	F	R	Engine CKFC, CRBC, CRLB, CRMB, DFFA, DFGA		203313OL	Drive Shaft		36		59.5	40.5	794
	2013.10		AT	F	R	Engine CKFC, CRBC, CRLB, CRMB, DFFA, DFGA		254011OL	Drive Shaft		36		59.5	40.5	760
	2013.10		6DCT	F	L	Engine CKFC, CRBC, CRLB, CRMB, DFFA, DFGA		261285OL	Drive Shaft		36		59.5	40	472
	2013.10		6DCT	F	R	Engine CKFC, CRBC, CRLB, CRMB, DFFA, DFGA		203354OL	Drive Shaft		36		59.5	40.5	760
	2013.10		6MT	F	L	Engine CKFC, CRBC, CRLB, CRMB, DFFA, DFGA		203380OL	Drive Shaft		36		59.5	40	487
	2014.04		6MT/7AT	F	L	AWD Engine CRBC, CRLB, CRMB, DFFA, DFGA		203380OL	Drive Shaft		36		59.5	40	487
2014.09		6MT	F	L	AWD Engine CRBC, CRLB		203380OL	Drive Shaft		36		59.5	40	487	
2.0 TDI (135 kw)	2013.08		6DCT	F	L	Engine CUNA, CUPA		261285OL	Drive Shaft		36		59.5	40	472
	2013.08		6DCT	F	L	Engine CUNA, CUPA, DJGA		261285OL	Drive Shaft		36		59.5	40	472
	2013.08		6DCT	F	R	Engine CUNA, CUPA		203354OL	Drive Shaft		36		59.5	40.5	760
	2013.08		6DCT	F	R	Engine CUNA, CUPA, DJGA		203354OL	Drive Shaft		36		59.5	40.5	760
	2014.10		6MT	F	L	AWD Engine CUNA		203380OL	Drive Shaft		36		59.5	40	487
	2014.10		6AT	F	L	AWD Engine CUNA		261285OL	Drive Shaft		36		59.5	40	472
	2014.11		6MT	F	L	AWD Engine CUNA, DJGA		203380OL	Drive Shaft		36		59.5	40	487
2014.11		6AT	F	L	AWD Engine CUNA, DJGA		261285OL	Drive Shaft		36		59.5	40	472	
2.0 TDI (81 kw)	2013.11		5MT	F	R	Engine CRVA		261283OL	Drive Shaft		36		59.5	40	815
	2013.11		5MT	F	L	Engine CRVA		261282OL	Drive Shaft		36		59.5	40	523
TARRACO (KN2)															
1.5 TSI ACT (110 kw)	2018.09		6MT	F	L	Engine DADA, DPCA		201896OL	Drive Shaft		36		59.5	40	500
2.0 TDI (110 kw)	2018.09		6MT	F	L	Engine DFGA		261100OL	Drive Shaft		36		59.5	40.5	514
	2018.09		7AT	F	L	AWD Engine DFGA		202351OL	Drive Shaft		36	37	59.5	40	570
	2018.09		6MT	F	R	Engine DFGA		261341OL	Drive Shaft		36		59.5	40.5	806
2.0 TDI (140 kw)	2018.09		7AT	F	L	AWD Engine DFHA		202351OL	Drive Shaft		36	37	59.5	40	570
2.0 TSI (140 kw)	2018.11		7AT	F	R	AWD Engine DKZA		201889OL	Drive Shaft		36		59.5	40	614
TOLEDO III (5P2)															
1.4 TSI (92 kw)	2007.11 2009.05		6MT	F	R	Engine CAXC		261096OL	Drive Shaft		36		59.5	40	800
	2007.11 2009.05		6MT	F	L	Engine CAXC		261201OL	Drive Shaft		36		59.5	40	536
1.6 (75 kw)	2004.10 2009.05		5MT	F	R	Engine BGU, BSE, BSF, CCSA		261096OL	Drive Shaft		36		59.5	40	800
1.8 TFSI (118 kw)	2007.01 2009.05		6MT/7AT	F	L	Engine BYT, BZB, CDAA		261100OL	Drive Shaft		36		59.5	40.5	514
	2007.01 2009.05		6MT/7AT	F	R	Engine BYT, BZB, CDAA		261341OL	Drive Shaft		36		59.5	40.5	806
1.9 TDI (77 kw)	2004.10 2009.05		5MT/6AT	F	R	Engine BJB, BKC, BLS, BXE		261042OL	Drive Shaft		36		59.5	40	814
	2004.10 2009.05		5MT/6AT	F	L	Engine BJB, BKC, BLS, BXE		203294OL	Drive Shaft		36		59.5	40	517
2.0 FSI (110 kw)	2004.10 2009.05		MT	F	R	Engine BLR, BLY, BVY, BVZ		261042OL	Drive Shaft		36		59.5	40	814
	2004.10 2009.05		MT	F	L	Engine BLR, BLY, BVY, BVZ		203294OL	Drive Shaft		36		59.5	40	517
	2004.10 2009.05		AT	F	R	Engine BLR, BLY, BVY, BVZ		261094OL	Drive Shaft		36	26	59.5	40	884
2.0 TDI (100 kw)	2004.09 2009.05		MT	F	L	Engine AZV		203295OL	Drive Shaft		36		59.5	40.5	486
	2004.09 2009.05		AT	F	L	Engine AZV	Date from:2008.03	203381OL	Drive Shaft		36		59.5	40	485
	2004.09 2009.05		AT	F	L	Engine AZV	Date to:2008.02	254013OL	Drive Shaft		36		59.5	40.5	482
	2004.09 2009.05		AT	F	R	Engine AZV		254011OL	Drive Shaft		36		59.5	40.5	760
	2004.09 2009.05		MT	F	R	Engine AZV		203313OL	Drive Shaft		36		59.5	40.5	794
2.0 TDI (103 kw)	2005.11 2009.05		MT	F	L	Engine BMM		203295OL	Drive Shaft		36		59.5	40.5	486
	2005.11 2009.05		AT	F	L	Engine BMM	Date from:2008.03;For taxis	203381OL	Drive Shaft		36		59.5	40	485
	2005.11 2009.05		AT	F	L	Engine BMM	Date to:2008.02;For taxis	254013OL	Drive Shaft		36		59.5	40.5	482
	2005.11 2009.05		AT	F	R	Engine BMM		254011OL	Drive Shaft		36		59.5	40.5	760
	2005.11 2009.05		MT	F	R	Engine BMM		203313OL	Drive Shaft		36		59.5	40.5	794
2.0 TDI (125 kw)	2006.01 2009.05		MT	F	L	Engine BMN, CEGA		203295OL	Drive Shaft		36		59.5	40.5	486
2.0 TDI 16V (103 kw)	2004.04 2009.05		MT	F	R	Engine BKD		203313OL	Drive Shaft		36		59.5	40.5	794





	 YEAR	TRANSM.	F/R	L/R	DRIVE TYPE & ENGINE	REMARKS	GSP Ref.	 PRODUCT	 ABS	Technical Specifications				
										A	B	C	H	L
SEAT														
TOLEDO III (5P2)														
2.0 TDI 16V (103 kw)	2004.04 2009.05	AT	F	L	Engine BKD		2540130L	Drive Shaft		36	59.5	40.5	482	
	2004.04 2009.05	MT	F	L	Engine BKD		2032950L	Drive Shaft		36	59.5	40.5	486	
	2004.04 2009.05	AT	F	L	Engine BKD		2033810L	Drive Shaft		36	59.5	40	485	
	2004.04 2009.05	AT	F	R	Engine BKD		2540110L	Drive Shaft		36	59.5	40.5	760	
	2004.04 2009.05	AT	F	L	Engine BKD	Date from:2008.04.01	2033810L	Drive Shaft		36	59.5	40	485	
2.0 TFSI (147 kw)	2005.11 2009.05	6AT/6MT	F	L	Engine BWA		2032950L	Drive Shaft		36	59.5	40.5	486	
SKODA														
KAROQ (NU7)														
1.5 TSI (110 kw)	2017.07	6MT	F	L	AWD Engine DADA, DPCA		2018960L	Drive Shaft		36	59.5	40	500	
1.6 TDI (85 kw)	2017.07	7DCT	F	R	Engine DDYA, DGTE		2612830L	Drive Shaft		36	59.5	40	815	
	2017.07	6MT/7DCT	F	L	Engine DDYA, DGTE		2612010L	Drive Shaft		36	59.5	40	536	
2.0 TDI (110 kw)	2017.07	6MT	F	L	Engine DFFA		2611000L	Drive Shaft		36	59.5	40.5	514	
	2017.07	6MT	F	R	AWD Engine DFFA	Model:Karoq	2018890L	Drive Shaft		36	59.5	40	614	
	2017.07	6MT	F	L	AWD Engine DFFA	Model:Karoq	2018960L	Drive Shaft		36	59.5	40	500	
	2017.07	7DCT	F	L	AWD Engine DFFA	Model:Karoq	2023510L	Drive Shaft		36	37	59.5	40	570
	2017.07	6MT/7DCT	F	L	AWD Engine DFFA	Model:Karoq Scout	2023510L	Drive Shaft		36	37	59.5	40	570
	2017.07	6MT	F	R	Engine DFFA		2613410L	Drive Shaft		36	59.5	40.5	806	
2.0 TDI (140 kw)	2017.07	7DCT	F	L	AWD Engine DFHA		2023510L	Drive Shaft		36	37	59.5	40	570
KODIAQ (NS7, NV7)														
1.4 TSI (110 kw)	2016.10	6AT/6MT	F	L	AWD Engine CZDA, CZEA		2018960L	Drive Shaft		36	59.5	40	500	
1.4 TSI (92 kw)	2016.10	6MT	F	L	Engine CZCA		2018960L	Drive Shaft		36	59.5	40	500	
1.5 TSI (110 kw)	2018.07	6MT	F	L	Engine DADA, DPCA		2018960L	Drive Shaft		36	59.5	40	500	
2.0 TDI (110 kw)	2016.10	7AT	F	L	Engine DBGK, DFGA, DTSB		2023510L	Drive Shaft		36	37	59.5	40	570
	2016.10	6MT	F	R	AWD Engine DBGK, DFGA, DTSB		2018890L	Drive Shaft		36	59.5	40	614	
	2016.10	6MT	F	L	AWD Engine DBGK, DFGA, DTSB		2018960L	Drive Shaft		36	59.5	40	500	
	2016.10	7DCT	F	L	AWD Engine DBGK, DFGA, DTSB		2023510L	Drive Shaft		36	37	59.5	40	570
2.0 TDI (140 kw)	2016.10	7AT	F	L	AWD Engine DFHA		2023510L	Drive Shaft		36	37	59.5	40	570
2.0 TDI (85 kw)	2019.02	6MT	F	L	Engine DFGC		2611000L	Drive Shaft		36	59.5	40.5	514	
	2019.02	6MT	F	R	Engine DFGC		2613410L	Drive Shaft		36	59.5	40.5	806	
2.0 TSI (132 kw)	2016.10	7AT	F	L	AWD Engine CZPA		2023510L	Drive Shaft		36	37	59.5	40	570
2.0 TSI (140 kw)	2019.02	7AT	F	L	AWD Engine DKZA		2023510L	Drive Shaft		36	37	59.5	40	570
OCTAVIA II (I23)														
1.2 TSI (77 kw)	2010.02 2013.06	6MT/7AT	F	R	Engine CBZB		2610960L	Drive Shaft		36	59.5	40	800	
	2010.02 2013.06	6MT/7AT	F	L	Engine CBZB		2612010L	Drive Shaft		36	59.5	40	536	
1.4 TSI (90 kw)	2008.11 2013.06	MT	F	R	Engine CAXA		2610960L	Drive Shaft		36	59.5	40	800	
	2008.11 2013.06	MT	F	L	Engine CAXA		2612010L	Drive Shaft		36	59.5	40	536	
	2008.11 2013.06	AT	F	R	Engine CAXA		2016530L	Drive Shaft		36	59.5	40.5	785	
	2008.11 2013.06	AT	F	L	Engine CAXA		2612810L	Drive Shaft		36	59.5	40.5	525	
1.6 (75 kw)	2004.06 2013.06	AT	F	R	Engine BGU, BSE, BSF, CCSA, CMXA		2610940L	Drive Shaft		36	26	59.5	40	884
	2004.06 2013.06	MT	F	R	Engine BGU, BSE, BSF, CCSA, CMXA		2610960L	Drive Shaft		36	59.5	40	800	
1.6 FSI (85 kw)	2004.02 2008.10	MT	F	R	Engine BLF		2612110L	Drive Shaft		36	59.5	40.5	784	
1.6 LPG (75 kw)	2009.08 2012.11	MT	F	R	Engine BSE, CHGA		2610960L	Drive Shaft		36	59.5	40	800	
1.6 MultiFuel (75 kw)	2008.01 2013.06	5MT	F	R	Engine CCSA, CMXA		2610960L	Drive Shaft		36	59.5	40	800	
1.6 TDI (77 kw)	2009.06 2013.04	AT	F	R	Engine CAYC	Date from:2011.06	2612830L	Drive Shaft		36	59.5	40	815	
	2009.06 2013.04	MT	F	R	Engine CAYC		2610420L	Drive Shaft		36	59.5	40	814	
	2009.06 2013.04	AT	F	L	Engine CAYC	Date from:2011.06	2612820L	Drive Shaft		36	59.5	40	523	
	2009.06 2013.04	MT	F	L	Engine CAYC		2032940L	Drive Shaft		36	59.5	40	517	
	2009.06 2013.04	7DCT	F	R	Engine CAYC	Date from:2011.06	2610960L	Drive Shaft		36	59.5	40	800	
1.8 TSI (112 kw)	2009.03 2013.06	6AT/6MT/7AT	F	R	Engine CDAB		2613410L	Drive Shaft		36	59.5	40.5	806	
	2009.03 2013.06	6AT/6MT/7AT	F	L	Engine CDAB	Date to:2009.11	2611000L	Drive Shaft		36	59.5	40.5	514	
	2009.03 2013.06	6AT/6MT/7AT	F	L	Engine CDAB	Date from:2009.12	2612820L	Drive Shaft		36	59.5	40	523	
1.8 TSI (118 kw)	2007.06 2013.04	AT/MT	F	L	Engine BZB, CDAA		2611000L	Drive Shaft		36	59.5	40.5	514	
	2007.06 2013.04	AT	F	R	Engine BZB, CDAA		2033130L	Drive Shaft		36	59.5	40.5	794	
	2007.06 2013.04	MT	F	R	Engine BZB, CDAA		2613410L	Drive Shaft		36	59.5	40.5	806	
1.9 TDI (77 kw)	2004.06 2010.12	MT	F	R	Engine BJB, BKC, BLS, BXE		2610420L	Drive Shaft		36	59.5	40	814	
	2004.06 2010.12	AT	F	L	Engine BJB, BKC, BLS, BXE		2540130L	Drive Shaft		36	59.5	40.5	482	
	2004.06 2010.12	MT	F	L	Engine BJB, BKC, BLS, BXE		2032940L	Drive Shaft		36	59.5	40	517	
	2004.06 2010.12	AT	F	R	Engine BJB, BKC, BLS, BXE		2540110L	Drive Shaft		36	59.5	40.5	760	
2.0 FSI (110 kw)	2004.11 2008.10	MT	F	R	Engine BLR, BLY, BVY, BVZ		2610420L	Drive Shaft		36	59.5	40	814	
	2004.11 2008.10	MT	F	L	Engine BLR, BLY, BVY, BVZ		2032940L	Drive Shaft		36	59.5	40	517	
	2004.11 2008.10	AT	F	R	Engine BLR, BLY, BVY, BVZ		2610940L	Drive Shaft		36	26	59.5	40	884
2.0 RS (147 kw)	2005.10 2013.02	AT/MT	F	L	Engine BWA, CCZA		2032950L	Drive Shaft		36	59.5	40.5	486	
	2005.10 2013.02	AT	F	R	Engine BWA, CCZA		2016530L	Drive Shaft		36	59.5	40.5	785	
	2005.10 2013.02	AT/MT	F	L	Engine BWA, CCZA		2033800L	Drive Shaft		36	59.5	40	487	
	2005.10 2013.02	MT	F	R	Engine BWA, CCZA		2033130L	Drive Shaft		36	59.5	40.5	794	





	 YEAR	TRANSM.	F/R	L/R	DRIVE TYPE & ENGINE	REMARKS	GSP Ref.	 PRODUCT	 ABS	Technical Specifications				
										A	B	C	H	L
SKODA OCTAVIA II (1Z3)														
2.0 TDI (100 kw)	2004.02 2010.05	MT	F	L	Engine AZV		2032950L	Drive Shaft		36	59.5	40.5	486	
	2004.02 2010.05	AT	F	L	Engine AZV		2540130L	Drive Shaft		36	59.5	40.5	482	
	2004.02 2010.05	MT	F	R	Engine AZV		2033130L	Drive Shaft		36	59.5	40.5	794	
	2004.02 2010.05	AT	F	R	Engine AZV		2540110L	Drive Shaft		36	59.5	40.5	760	
2.0 TDI (103 kw)	2005.11 2010.05	MT	F	L	Engine BMM		2032950L	Drive Shaft		36	59.5	40.5	486	
	2005.11 2010.05	AT	F	L	Engine BMM		2540130L	Drive Shaft		36	59.5	40.5	482	
	2005.11 2010.05	MT	F	R	Engine BMM		2033130L	Drive Shaft		36	59.5	40.5	794	
	2005.11 2010.05	AT	F	R	Engine BMM		2540110L	Drive Shaft		36	59.5	40.5	760	
2.0 TDI (81 kw)	2010.03 2013.06	<small>SMT/6AT/6MT</small>	F	R	Engine CFHF, CLCA		2610420L	Drive Shaft		36	59.5	40	814	
	2010.03 2013.06	<small>SMT/6AT/6MT</small>	F	L	Engine CFHF, CLCA		2032940L	Drive Shaft		36	59.5	40	517	
2.0 TDI 16V (103 kw)	2004.02 2013.04	MT	F	L	Engine BKD, CFHC, CLCB		2032950L	Drive Shaft		36	59.5	40.5	486	
	2004.02 2013.04	MT	F	R	Engine BKD, CFHC, CLCB		2033130L	Drive Shaft		36	59.5	40.5	794	
	2004.02 2013.04	AT	F	R	Engine BKD, CFHC, CLCB		2540110L	Drive Shaft		36	59.5	40.5	760	
	2004.02 2013.04	AT	F	L	Engine BKD, CFHC, CLCB		2540130L	Drive Shaft		36	59.5	40.5	482	
2.0 TDI RS (125 kw)	2004.02 2013.04	AT	F	L	Engine BKD, CFHC, CLCB		2033810L	Drive Shaft		36	59.5	40	485	
	2006.04 2013.02	MT	F	L	Engine BMN, CEGA		2032950L	Drive Shaft		36	59.5	40.5	486	
	2006.04 2013.02	MT	F	R	Engine BMN, CEGA		2033130L	Drive Shaft		36	59.5	40.5	794	
	2006.04 2013.02	AT	F	L	Engine BMN, CEGA		2540130L	Drive Shaft		36	59.5	40.5	482	
2006.04 2013.02	AT	F	R	Engine BMN, CEGA		2540110L	Drive Shaft		36	59.5	40.5	760		
OCTAVIA II Combi (1Z5)														
1.2 TSI (77 kw)	2010.02 2013.04	<small>6MT/7AT</small>	F	R	Engine CBZB		2610960L	Drive Shaft		36	59.5	40	800	
	2010.02 2013.04	<small>6MT/7AT</small>	F	L	Engine CBZB		2612010L	Drive Shaft		36	59.5	40	536	
1.4 TSI (90 kw)	2008.11 2013.06	MT	F	R	Engine CAXA		2610960L	Drive Shaft		36	59.5	40	800	
	2008.11 2013.06	MT	F	L	Engine CAXA		2612010L	Drive Shaft		36	59.5	40	536	
	2008.11 2013.06	AT	F	R	Engine CAXA		2016530L	Drive Shaft		36	59.5	40.5	785	
	2008.11 2013.06	AT	F	L	Engine CAXA		2612810L	Drive Shaft		36	59.5	40.5	525	
1.6 (75 kw)	2004.09 2013.06	AT	F	R	Engine BGU, BSE, BSF, CCSA, CMXA		2610940L	Drive Shaft		36	26	59.5	40	884
	2004.09 2013.06	MT	F	R	Engine BGU, BSE, BSF, CCSA, CMXA		2610960L	Drive Shaft		36	59.5	40	800	
1.6 FSI (85 kw)	2004.02 2008.10	MT	F	R	Engine BLF		2612110L	Drive Shaft		36	59.5	40.5	784	
1.6 LPG (75 kw)	2009.08 2012.11	5MT	F	R	Engine CHGA		2610960L	Drive Shaft		36	59.5	40	800	
1.6 MultiFuel (75 kw)	2008.01 2013.06	5MT	F	R	Engine CCSA, CMXA		2610960L	Drive Shaft		36	59.5	40	800	
1.6 TDI (77 kw)	2009.06 2013.02	6MT	F	R	AWD Engine CAYC		2032660L	Drive Shaft		36	59.5	40.5	601	
	2009.06 2013.04	AT	F	R	Engine CAYC	Date from:2011.06	2612830L	Drive Shaft		36	59.5	40	815	
	2009.06 2013.04	MT	F	R	Engine CAYC		2610420L	Drive Shaft		36	59.5	40	814	
	2009.06 2013.02	6MT	F	L	AWD Engine CAYC		2032950L	Drive Shaft		36	59.5	40.5	486	
	2009.06 2013.04	AT	F	L	Engine CAYC	Date from:2011.06	2612820L	Drive Shaft		36	59.5	40	523	
	2009.06 2013.04	MT	F	L	Engine CAYC		2032940L	Drive Shaft		36	59.5	40	517	
1.8 TSI (112 kw)	2009.06 2013.04	7DCT	F	R	Engine CAYC		2610960L	Drive Shaft		36	59.5	40	800	
	2009.03 2013.02	6MT	F	R	AWD Engine CDAB		2032660L	Drive Shaft		36	59.5	40.5	601	
	2009.03 2013.06	<small>6AT/6MT/7AT</small>	F	R	Engine CDAB		2613410L	Drive Shaft		36	59.5	40.5	806	
	2009.03 2013.02	6MT	F	L	AWD Engine CDAB		2032950L	Drive Shaft		36	59.5	40.5	486	
	2009.03 2013.06	<small>6AT/6MT/7AT</small>	F	L	Engine CDAB	Date to:2009.11	2611000L	Drive Shaft		36	59.5	40.5	514	
2009.03 2013.06	<small>6AT/6MT/7AT</small>	F	L	Engine CDAB	Date from:2009.12	2612820L	Drive Shaft		36	59.5	40	523		
1.8 TSI (118 kw)	2007.06 2013.04	MT	F	R	Engine BZB, CDAA		2613410L	Drive Shaft		36	59.5	40.5	806	
	2007.06 2013.04	AT	F	R	Engine BZB, CDAA		2033130L	Drive Shaft		36	59.5	40.5	794	
	2007.06 2013.04	AT	F	L	Engine BZB, CDAA		2611000L	Drive Shaft		36	59.5	40.5	514	
	2007.06 2013.04	MT	F	L	Engine BZB, CDAA	Date from:2009.11	2612820L	Drive Shaft		36	59.5	40	523	
	2008.11 2013.02	<small>6MT/7AT</small>	F	R	AWD Engine CDAA		2032660L	Drive Shaft		36	59.5	40.5	601	
	2008.11 2013.02	6MT	F	R	AWD Engine CDAA		2033130L	Drive Shaft		36	59.5	40.5	794	
	2008.11 2013.02	<small>6MT/7AT</small>	F	L	AWD Engine CDAA		2032950L	Drive Shaft		36	59.5	40.5	486	
	2008.11 2013.02	6MT	F	L	AWD Engine CDAA		2611000L	Drive Shaft		36	59.5	40.5	514	
1.9 TDI (77 kw)	2004.09 2010.12	MT	F	R	Engine BJB, BKC, BLS, BXE		2610420L	Drive Shaft		36	59.5	40	814	
	2004.09 2010.12	AT	F	L	Engine BJB, BKC, BLS, BXE		2540130L	Drive Shaft		36	59.5	40.5	482	
	2004.09 2010.12	MT	F	L	Engine BJB, BKC, BLS, BXE		2032940L	Drive Shaft		36	59.5	40	517	
	2004.09 2010.12	AT	F	R	Engine BJB, BKC, BLS, BXE		2540110L	Drive Shaft		36	59.5	40.5	760	
	2004.11 2010.12	6MT	F	R	AWD Engine BKC, BLS, BXE		2032660L	Drive Shaft		36	59.5	40.5	601	
	2004.11 2010.12	6MT	F	L	AWD Engine BKC, BLS, BXE		2032950L	Drive Shaft		36	59.5	40.5	486	
2.0 FSI (110 kw)	2004.11 2009.04	6MT	F	R	AWD Engine BLX, BLY, BVX		2610960L	Drive Shaft		36	59.5	40	800	
	2004.11 2008.10	MT	F	R	Engine BLR, BLY, BVY, BVZ		2610420L	Drive Shaft		36	59.5	40	814	
	2004.11 2008.10	MT	F	L	Engine BLR, BLY, BVY, BVZ		2032940L	Drive Shaft		36	59.5	40	517	
	2004.11 2009.04	6MT	F	L	AWD Engine BLX, BLY, BVX		2032940L	Drive Shaft		36	59.5	40	517	
	2004.11 2008.10	AT	F	R	Engine BLR, BLY, BVY, BVZ		2610940L	Drive Shaft		36	26	59.5	40	884
2.0 RS (147 kw)	2005.10 2013.02	AT/MT	F	L	Engine BWA, CCZA		2032950L	Drive Shaft		36	59.5	40.5	486	
	2005.10 2013.02	AT	F	R	Engine BWA, CCZA		2016530L	Drive Shaft		36	59.5	40.5	785	
	2005.10 2013.02	AT/MT	F	L	Engine BWA, CCZA		2033800L	Drive Shaft		36	59.5	40	487	
	2005.10 2013.02	MT	F	R	Engine BWA, CCZA		2033130L	Drive Shaft		36	59.5	40.5	794	





	 YEAR	TRANSM.	F/R	L/R	DRIVE TYPE & ENGINE	REMARKS	GSP Ref.	 PRODUCT	 ABS	Technical Specifications				
										A	B	C	H	L
SKODA OCTAVIA II Combi (1Z5)														
2.0 TDI (103 kw)	2005.11 2010.05	MT	F	L	Engine BMM		2032950L	Drive Shaft		36	59.5	40.5	486	
	2005.11 2010.05	AT	F	L	Engine BMM		2540130L	Drive Shaft		36	59.5	40.5	482	
	2005.11 2010.05	AT	F	R	Engine BMM		2540110L	Drive Shaft		36	59.5	40.5	760	
	2005.11 2010.05	MT	F	R	Engine BMM		2033130L	Drive Shaft		36	59.5	40.5	794	
	2006.07 2010.05	6MT	F	L	AWD Engine BMM		2032950L	Drive Shaft		36	59.5	40.5	486	
	2006.07 2010.05	6MT	F	R	AWD Engine BMM		2032660L	Drive Shaft		36	59.5	40.5	601	
2.0 TDI (81 kw)	2010.03 2013.06	5MT/6MT	F	R	Engine CFHF, CLCA		2610420L	Drive Shaft		36	59.5	40	814	
	2010.03 2013.06	5MT/6MT	F	L	Engine CFHF, CLCA		2032940L	Drive Shaft		36	59.5	40	517	
	2011.05 2013.02	6MT	F	L	AWD Engine CFHF		2032950L	Drive Shaft		36	59.5	40.5	486	
2.0 TDI 16V (100 kw)	2011.05 2013.02	6MT	F	R	AWD Engine CFHF		2033130L	Drive Shaft		36	59.5	40.5	794	
	2004.02 2010.05	MT	F	R	Engine AZV	Date from:2004.11	2033130L	Drive Shaft		36	59.5	40.5	794	
	2004.02 2010.05	AT	F	L	Engine AZV	date to:2004.10	2540130L	Drive Shaft		36	59.5	40.5	482	
	2004.02 2010.05	MT	F	L	Engine AZV	Date from:2004.11	2032950L	Drive Shaft		36	59.5	40.5	486	
2.0 TDI 16V (103 kw)	2004.02 2010.05	MT	F	L/R	Engine AZV	date to:2004.10	2032950L	Drive Shaft		36	59.5	40.5	486	
	2004.02 2010.05	AT	F	R	Engine AZV	Date from:2004.11	2540110L	Drive Shaft		36	59.5	40.5	760	
	2004.02 2013.05	MT	F	L	Engine BKD, CFHC, CLCB	For Engine code:CFHC;For PR code:1PA	2033800L	Drive Shaft		36	59.5	40	487	
	2004.02 2013.05	MT	F	L	Engine BKD, CFHC, CLCB	For Engine code:CFHC;For PR code:1PD1PF	2032950L	Drive Shaft		36	59.5	40.5	486	
	2004.02 2013.05	MT	F	R	Engine BKD, CFHC, CLCB		2033130L	Drive Shaft		36	59.5	40.5	794	
2.0 TDI RS (125 kw)	2004.02 2013.05	AT	F	L	Engine BKD, CFHC, CLCB	Engine code:BKD,date to:2004.10	2540130L	Drive Shaft		36	59.5	40.5	482	
	2004.02 2013.05	AT	F	L	Engine BKD, CFHC, CLCB	Engine code:CFHC/CLCB	2540130L	Drive Shaft		36	59.5	40.5	482	
	2004.02 2013.05	AT	F	L/R	Engine BKD, CFHC, CLCB	Engine code:BKD,date from:2004.11	2540110L	Drive Shaft		36	59.5	40.5	760	
	2004.02 2013.05	AT	F	R	Engine BKD, CFHC, CLCB	Engine code:CFHC/CLCB	2540110L	Drive Shaft		36	59.5	40.5	760	
	2010.05 2013.02	AT/MT	F	R	AWD Engine BKD, CFHC, CLCB	Model:Octavia Scout	2032660L	Drive Shaft		36	59.5	40.5	601	
	2010.05 2013.02	AT/MT	F	L	AWD Engine BKD, CFHC, CLCB	Model:Octavia/Octavia Scout	2032950L	Drive Shaft		36	59.5	40.5	486	
	2010.05 2013.02	AT/MT	F	R	AWD Engine BKD, CFHC, CLCB	Model:Octavia	2033130L	Drive Shaft		36	59.5	40.5	794	
	2006.04 2013.02	MT	F	L	Engine BMN, CEGA		2032950L	Drive Shaft		36	59.5	40.5	486	
	2006.04 2013.02	MT	F	R	Engine BMN, CEGA		2033130L	Drive Shaft		36	59.5	40.5	794	
	2006.04 2013.02	AT	F	L	Engine BMN, CEGA		2540130L	Drive Shaft		36	59.5	40.5	482	
2006.04 2013.02	AT	F	R	Engine BMN, CEGA		2540110L	Drive Shaft		36	59.5	40.5	760		
OCTAVIA III (5E3, NL3, NR3)														
1.2 TSI (63 kw)	2012.11	5MT	F	R	Engine CJZB, CYVA		2610960L	Drive Shaft		36	59.5	40	800	
1.2 TSI (77 kw)	2012.11	7DCT	F	L	Engine CJZA		2612820L	Drive Shaft		36	59.5	40	523	
	2012.11	5MT/6MT	F	L	Engine CJZA		2033730L	Drive Shaft		36	59.5	40	517	
	2012.11	7DCT	F	R	Engine CJZA		2610960L	Drive Shaft		36	59.5	40	800	
	2012.11	5MT/6MT	F	R	Engine CJZA		2613070L	Drive Shaft		36	59.5	40	820	
1.2 TSI (81 kw)	2015.05 2017.02	7DCT	F	L	Engine CYVB		2612820L	Drive Shaft		36	59.5	40	523	
	2015.05 2017.02	6MT	F	L	Engine CYVB		2033730L	Drive Shaft		36	59.5	40	517	
	2015.05 2017.02	7DCT	F	R	Engine CYVB		2610960L	Drive Shaft		36	59.5	40	800	
	2015.05 2017.02	6MT	F	R	Engine CYVB		2613070L	Drive Shaft		36	59.5	40	820	
1.4 TSI (103 kw)	2012.11	6MT	F	R	Engine CHPA		2612830L	Drive Shaft		36	59.5	40	815	
	2012.11	7DCT	F	R	Engine CHPA		2033130L	Drive Shaft		36	59.5	40.5	794	
	2012.11	6MT	F	L	Engine CHPA		2612820L	Drive Shaft		36	59.5	40	523	
	2012.11	7DCT	F	L	Engine CHPA		2611000L	Drive Shaft		36	59.5	40.5	514	
	2012.11	6AT	F	R	Engine CHPA		2610960L	Drive Shaft		36	59.5	40	800	
1.4 TSI (110 kw)	2014.08	6MT	F	L	Engine CHPB, CZDA		2612820L	Drive Shaft		36	59.5	40	523	
	2014.08	6AT	F	R	Engine CHPB, CZDA		2610960L	Drive Shaft		36	59.5	40	800	
	2014.08	7DCT	F	L	Engine CHPB, CZDA		2611000L	Drive Shaft		36	59.5	40.5	514	
	2014.08	6MT	F	R	Engine CHPB, CZDA		2612830L	Drive Shaft		36	59.5	40	815	
	2014.08	7DCT	F	R	Engine CHPB, CZDA		2033130L	Drive Shaft		36	59.5	40.5	794	
1.4 TSI G-TEC (81 kw)	2013.11	6MT/7DCT	F	L	Engine CPWA		2612820L	Drive Shaft		36	59.5	40	523	
	2013.11	7DCT	F	R	Engine CPWA		2610960L	Drive Shaft		36	59.5	40	800	
	2013.11	6MT	F	R	Engine CPWA		2613070L	Drive Shaft		36	59.5	40	820	
1.5 TSI (110 kw)	2017.02	6MT	F	L	Engine DADA, DPCA		2612820L	Drive Shaft		36	59.5	40	523	
	2017.02	7DCT	F	L	Engine DADA, DPCA		2611000L	Drive Shaft		36	59.5	40.5	514	
1.6 (81 kw)	2014.01	5MT	F	R	Engine CWVA		2610960L	Drive Shaft		36	59.5	40	800	
	2014.01	6DCT	F	R	Engine CWVA		2610940L	Drive Shaft		36	26	59.5	40	884
1.6 TDI (66 kw)	2012.11	5MT	F	R	Engine CLHB, CRKA, CXXA, DDYB	Model code:CRKA/CXXA	2612830L	Drive Shaft		36	59.5	40	815	
	2012.11	5MT	F	R	Engine CLHB, CRKA, CXXA, DDYB	Model code:CLHB	2610420L	Drive Shaft		36	59.5	40	814	
	2012.11	5MT	F	L	Engine CLHB, CRKA, CXXA, DDYB	Model code:CRKA/CXXA	2612820L	Drive Shaft		36	59.5	40	523	
	2012.11	5MT	F	L	Engine CLHB, CRKA, CXXA, DDYB	Model code:CLHB	2032940L	Drive Shaft		36	59.5	40	517	
1.6 TDI (77 kw)	2012.11	5MT	F	R	Engine CLHA		2612830L	Drive Shaft		36	59.5	40	815	
	2012.11	5MT/7DCT	F	L	Engine CLHA		2612820L	Drive Shaft		36	59.5	40	523	
	2012.11	7DCT	F	R	Engine CLHA		2610960L	Drive Shaft		36	59.5	40	800	
	2014.09	6MT	F	L	AWD Engine CLHA		2033800L	Drive Shaft		36	59.5	40	487	
1.6 TDI (81 kw)	2013.05	7DCT	F	R	Engine CRKB, CXXB, DBKA		2610960L	Drive Shaft		36	59.5	40	800	
	2013.05	5MT/6MT	F	R	Engine CRKB, CXXB, DBKA		2612830L	Drive Shaft		36	59.5	40	815	





	 YEAR	TRANSM.	F/R	L/R	DRIVE TYPE & ENGINE	REMARKS	GSP Ref.	 PRODUCT	 ABS	Technical Specifications				
										A	B	C	H	L
SKODA														
OCTAVIA III (5E3, NL3, NR3)														
1.6 TDI (81 kw)	2013.05	5MT/6MT/7AT	F	L	Engine CRKB, CXXB, DBKA		2612820L	Drive Shaft		36	59.5	40	523	
	2015.05	6MT	F	L	AWD Engine CRKB, CXXB		2033800L	Drive Shaft		36	59.5	40	487	
1.6 TDI (85 kw)	2017.02	6MT	F	L	AWD Engine DGTE		2033800L	Drive Shaft		36	59.5	40	487	
	2017.02	5MT/7AT	F	L	Engine DDYA, DGTE		2612820L	Drive Shaft		36	59.5	40	523	
	2017.02	7DCT	F	R	Engine DDYA, DGTE		2610960L	Drive Shaft		36	59.5	40	800	
	2017.02	5MT	F	R	Engine DDYA, DGTE		2612830L	Drive Shaft		36	59.5	40	815	
1.8 TSI (132 kw)	2012.11	6MT	F	L	Engine CJSA		2611000L	Drive Shaft		36	59.5	40.5	514	
	2014.09	6AT	F	L	AWD Engine CJSB		2033800L	Drive Shaft		36	59.5	40	487	
2.0 TDI (105 kw)	2012.11	6MT	F	R	Engine CKFB, CRVC		2033130L	Drive Shaft		36	59.5	40.5	794	
	2012.11	6DCT	F	L	Engine CKFB, CRVC		2612850L	Drive Shaft		36	59.5	40	472	
	2012.11	6DCT	F	R	Engine CKFB, CRVC		2033540L	Drive Shaft		36	59.5	40.5	760	
	2012.11	6MT	F	L	Engine CKFB, CRVC		2033800L	Drive Shaft		36	59.5	40	487	
2.0 TDI (110 kw)	2012.11	6MT	F	R	Engine CKFC, CRMB, CYKA, DCYA, DFFA		2033130L	Drive Shaft		36	59.5	40.5	794	
	2012.11	AT	F	R	Engine CKFC, CRMB, CYKA, DCYA, DFFA		2540110L	Drive Shaft		36	59.5	40.5	760	
	2012.11	7DCT	F	L	Engine CKFC, CRMB, CYKA, DCYA, DFFA		2612850L	Drive Shaft		36	59.5	40	472	
	2012.11	7DCT	F	R	Engine CKFC, CRMB, CYKA, DCYA, DFFA		2033540L	Drive Shaft		36	59.5	40.5	760	
	2012.11	6MT	F	L	Engine CKFC, CRMB, CYKA, DCYA, DFFA		2033800L	Drive Shaft		36	59.5	40	487	
	2014.09	6MT	F	L	AWD Engine CKFC, CRMB, DCYA, DFFA (01.17-)		2033800L	Drive Shaft		36	59.5	40	487	
2.0 TDI / TDI RS (135 kw)	2013.05	6AT	F	L	AWD Engine CUNA, CUPA, DJGA		2612850L	Drive Shaft		36	59.5	40	472	
2.0 TDI RS (135 kw)	2013.05	6DCT	F	L	Engine CUNA, CUPA, DJGA		2612850L	Drive Shaft		36	59.5	40	472	
	2013.05	6DCT	F	R	Engine CUNA, CUPA, DJGA		2033540L	Drive Shaft		36	59.5	40.5	760	
2.0 TSI RS (162 kw)	2013.05	6AT/6MT	F	L	Engine CHHB		2033800L	Drive Shaft		36	59.5	40	487	
2.0 TSI RS (169 kw)	2015.05	6MT	F	L	Engine CHHA		2033800L	Drive Shaft		36	59.5	40	487	
2.0 TSI RS (180 kw)	2017.02	6MT	F	L	Engine DHGA, DKTB, DLBA		2033800L	Drive Shaft		36	59.5	40	487	
OCTAVIA III Combi (5E5, 5E6)														
1.2 TSI (63 kw)	2012.11	5MT	F	R	Engine CJZB, CYVA		2610960L	Drive Shaft		36	59.5	40	800	
	2012.11	MT	F	R	Engine CJZB, CYVA	Date from:2013.01	2610420L	Drive Shaft		36	59.5	40	814	
1.2 TSI (77 kw)	2012.11	7DCT	F	L	Engine CJZA		2612820L	Drive Shaft		36	59.5	40	523	
	2012.11	5MT/6MT	F	L	Engine CJZA		2033730L	Drive Shaft		36	59.5	40	517	
	2012.11	7DCT	F	R	Engine CJZA		2610960L	Drive Shaft		36	59.5	40	800	
	2012.11	5MT/6MT	F	R	Engine CJZA		2613070L	Drive Shaft		36	59.5	40	820	
1.2 TSI (81 kw)	2015.05 2017.02	7DCT	F	L	Engine CYVB		2612820L	Drive Shaft		36	59.5	40	523	
	2015.05 2017.02	6MT	F	L	Engine CYVB		2033730L	Drive Shaft		36	59.5	40	517	
	2015.05 2017.02	7DCT	F	R	Engine CYVB		2610960L	Drive Shaft		36	59.5	40	800	
	2015.05 2017.02	6MT	F	R	Engine CYVB		2613070L	Drive Shaft		36	59.5	40	820	
1.4 TSI (103 kw)	2012.11	6MT	F	R	Engine CHPA		2612830L	Drive Shaft		36	59.5	40	815	
	2012.11	7DCT	F	R	Engine CHPA		2033130L	Drive Shaft		36	59.5	40.5	794	
	2012.11	6MT	F	L	Engine CHPA		2612820L	Drive Shaft		36	59.5	40	523	
	2012.11	7DCT	F	L	Engine CHPA		2611000L	Drive Shaft		36	59.5	40.5	514	
	2012.11	6AT	F	R	Engine CHPA		2610960L	Drive Shaft		36	59.5	40	800	
1.4 TSI (110 kw)	2014.08	6MT	F	L	Engine CHPB, CZDA		2612820L	Drive Shaft		36	59.5	40	523	
	2014.08	7DCT	F	L	Engine CHPB, CZDA		2611000L	Drive Shaft		36	59.5	40.5	514	
	2014.08	6AT	F	R	Engine CHPB, CZDA		2610960L	Drive Shaft		36	59.5	40	800	
	2014.08	6MT	F	R	Engine CHPB, CZDA		2612830L	Drive Shaft		36	59.5	40	815	
	2014.08	7DCT	F	R	Engine CHPB, CZDA		2033130L	Drive Shaft		36	59.5	40.5	794	
1.4 TSI G-TEC (81 kw)	2013.11	6MT/7DCT	F	L	Engine CPWA		2612820L	Drive Shaft		36	59.5	40	523	
	2013.11	7DCT	F	R	Engine CPWA		2610960L	Drive Shaft		36	59.5	40	800	
	2013.11	6MT	F	R	Engine CPWA		2613070L	Drive Shaft		36	59.5	40	820	
1.5 TSI (110 kw)	2017.02	6MT	F	L	Engine DADA, DPCA		2612820L	Drive Shaft		36	59.5	40	523	
	2017.02	7DCT	F	L	Engine DADA, DPCA		2611000L	Drive Shaft		36	59.5	40.5	514	
1.5 TSI G-TEC (96 kw)	2019.01	7AT	F	L	Engine DHFA		2612820L	Drive Shaft		36	59.5	40	523	
1.6 (81 kw)	2014.01	5MT	F	R	Engine CWVA		2610960L	Drive Shaft		36	59.5	40	800	
	2014.01	6DCT	F	R	Engine CWVA		2610940L	Drive Shaft		36	26	59.5	40	884
1.6 TDI (66 kw)	2012.11	5MT	F	R	Engine CLHB, CRKA, CXXA, DDYB	Model code:CRKA/CXXA	2612830L	Drive Shaft		36	59.5	40	815	
	2012.11	5MT	F	R	Engine CLHB, CRKA, CXXA, DDYB	Model code:CLHB	2610420L	Drive Shaft		36	59.5	40	814	
	2012.11	5MT	F	L	Engine CLHB, CRKA, CXXA, DDYB	Model code:CRKA/CXXA	2612820L	Drive Shaft		36	59.5	40	523	
	2012.11	5MT	F	L	Engine CLHB, CRKA, CXXA, DDYB	Model code:CLHB	2032940L	Drive Shaft		36	59.5	40	517	
1.6 TDI (77 kw)	2012.11	6MT	F	L	AWD Engine CLHA		2033800L	Drive Shaft		36	59.5	40	487	
	2012.11	5MT	F	R	Engine CLHA		2612830L	Drive Shaft		36	59.5	40	815	
	2012.11	5MT/7DCT	F	L	Engine CLHA		2612820L	Drive Shaft		36	59.5	40	523	
	2012.11	7DCT	F	R	Engine CLHA		2610960L	Drive Shaft		36	59.5	40	800	
1.6 TDI (81 kw)	2013.05	7DCT	F	R	Engine CRKB, CXXB, DBKA		2610960L	Drive Shaft		36	59.5	40	800	
	2013.05	5MT/6MT	F	R	Engine CRKB, CXXB, DBKA		2612830L	Drive Shaft		36	59.5	40	815	
	2013.05	5MT/6MT/7DCT	F	L	Engine CRKB, CXXB, DBKA		2612820L	Drive Shaft		36	59.5	40	523	
	2015.05	6MT	F	L	AWD Engine CRKB, CXXB, DBKA		2033800L	Drive Shaft		36	59.5	40	487	
1.6 TDI (85 kw)	2017.02	6MT	F	L	AWD Engine DGTE		2033800L	Drive Shaft		36	59.5	40	487	





	 YEAR	TRANSM.	F/R	L/R	DRIVE TYPE & ENGINE	REMARKS	GSP Ref.	 PRODUCT	 ABS	Technical Specifications				
										A	B	C	H	L
SKODA														
OCTAVIA III Combi (5E5, 5E6)														
1.6 TDI (85 kw)	2017.02	5MT/7DCT	F	L	Engine DDYA, DGTA, DGTE		2612820L	Drive Shaft		36	59.5	40	523	
	2017.02	7DCT	F	R	Engine DDYA, DGTA, DGTE		2610960L	Drive Shaft		36	59.5	40	800	
	2017.02	5MT	F	R	Engine DDYA, DGTA, DGTE		2612830L	Drive Shaft		36	59.5	40	815	
1.8 TSI (132 kw)	2012.11	6AT	F	L	AWD Engine CJSB		2033800L	Drive Shaft		36	59.5	40	487	
	2012.11	6MT	F	L	Engine CJSA, CJSB		2611000L	Drive Shaft		36	59.5	40.5	514	
2.0 TDI (105 kw)	2012.11	6MT	F	R	Engine CKFB, CRVC		2033130L	Drive Shaft		36	59.5	40.5	794	
	2012.11	6DCT	F	L	Engine CKFB, CRVC		2612850L	Drive Shaft		36	59.5	40	472	
	2012.11	6DCT	F	R	Engine CKFB, CRVC		2033540L	Drive Shaft		36	59.5	40.5	760	
	2012.11	6MT	F	L	Engine CKFB, CRVC		2033800L	Drive Shaft		36	59.5	40	487	
2.0 TDI (110 kw)	2012.11	6MT	F	R	Engine CKFC, CRMB, CYKA, DCYA, DFFA		2033130L	Drive Shaft		36	59.5	40.5	794	
	2012.11	6MT	F	L	AWD Engine CKFC, CRMB, DCYA, DFFA		2033800L	Drive Shaft		36	59.5	40	487	
	2012.11	7DCT	F	L	Engine CKFC, CRMB, CYKA, DCYA, DFFA		2612850L	Drive Shaft		36	59.5	40	472	
	2012.11	7DCT	F	R	Engine CKFC, CRMB, CYKA, DCYA, DFFA		2033540L	Drive Shaft		36	59.5	40.5	760	
	2012.11	6MT	F	L	Engine CKFC, CRMB, CYKA, DCYA, DFFA		2033800L	Drive Shaft		36	59.5	40	487	
2.0 TDI / TDI RS (135 kw)	2014.09	6AT/7AT	F	L	AWD Engine CUNA, CUPA, DJGA		2612850L	Drive Shaft		36	59.5	40	472	
2.0 TDI RS (135 kw)	2013.05	6DCT	F	L	Engine CUNA, CUPA, DJGA		2612850L	Drive Shaft		36	59.5	40	472	
	2013.05	6DCT	F	R	Engine CUNA, CUPA, DJGA		2033540L	Drive Shaft		36	59.5	40.5	760	
2.0 TSI RS (162 kw)	2012.11	6AT/6MT	F	L	Engine CHHB		2033800L	Drive Shaft		36	59.5	40	487	
2.0 TSI RS (169 kw)	2015.05	6AT/6MT	F	L	Engine CHHA		2033800L	Drive Shaft		36	59.5	40	487	
2.0 TSI RS (180 kw)	2017.02	6MT	F	L	Engine DHGA, DKTB, DLBA		2033800L	Drive Shaft		36	59.5	40	487	
SUPERB II (3T4)														
1.4 TSI (92 kw)	2008.07 2015.05	6MT	F	L	Engine CAXC		2612010L	Drive Shaft		36	59.5	40	536	
	2008.07 2015.05	MT	F	R	Engine CAXC		2610960L	Drive Shaft		36	59.5	40	800	
1.6 TDI (77 kw)	2010.09 2015.05	5MT/6MT	F	R	Engine CAYC		2612830L	Drive Shaft		36	59.5	40	815	
	2010.09 2015.05	5MT/6MT	F	L	Engine CAYC		2612820L	Drive Shaft		36	59.5	40	523	
	2010.09 2015.05	7DCT	F	L	Engine CAYC		2611000L	Drive Shaft		36	59.5	40.5	514	
1.8 TSI (112 kw)	2009.03 2015.05	6MT/7DCT	F	L	Engine CDAB		2611000L	Drive Shaft		36	59.5	40.5	514	
	2009.03 2015.05	6MT	F	R	AWD Engine CDAB		2032660L	Drive Shaft		36	59.5	40.5	601	
	2009.03 2015.05	6MT	F	R	Engine CDAB		2613410L	Drive Shaft		36	59.5	40.5	806	
	2009.03 2015.05	7DCT	F	R	Engine CDAB		2033130L	Drive Shaft		36	59.5	40.5	794	
	2009.03 2015.05	6MT	F	L	AWD Engine CDAB		2032950L	Drive Shaft		36	59.5	40.5	486	
	2009.03 2015.05	6AT	F	R	Engine CDAB		2540110L	Drive Shaft		36	59.5	40.5	760	
1.8 TSI (118 kw)	2008.03 2015.05	6MT	F	L	Engine BZB, CDAA		2611000L	Drive Shaft		36	59.5	40.5	514	
	2008.03 2015.05	7DCT	F	L	Engine BZB, CDAA	date from:2008.11	2611000L	Drive Shaft		36	59.5	40.5	514	
	2008.03 2015.05	6MT	F	R	Engine BZB, CDAA		2613410L	Drive Shaft		36	59.5	40.5	806	
	2008.03 2015.05	7DCT	F	R	Engine BZB, CDAA	date from:2008.11	2033130L	Drive Shaft		36	59.5	40.5	794	
	2008.03 2015.05	7DCT	F	R	Engine BZB, CDAA	Date to:2008.10	2611470L	Drive Shaft		36	59.5	40.5	795	
	2008.11 2015.05	6MT	F	R	AWD Engine CDAA		2032660L	Drive Shaft		36	59.5	40.5	601	
	2008.11 2015.05	6MT	F	L	AWD Engine CDAA		2032950L	Drive Shaft		36	59.5	40.5	486	
1.9 TDI (77 kw)	2008.03 2010.11	5MT	F	R	Engine BLS, BXE		2610420L	Drive Shaft		36	59.5	40	814	
	2008.03 2010.11	5MT	F	L	Engine BLS, BXE		2032940L	Drive Shaft		36	59.5	40	517	
2.0 TDI (103 kw)	2008.03 2010.05	6DCT	F	L	Engine BMP		2540130L	Drive Shaft		36	59.5	40.5	482	
	2008.03 2010.05	6MT	F	L	Engine BMP		2032950L	Drive Shaft		36	59.5	40.5	486	
	2008.03 2010.05	6MT	F	R	Engine BMP		2033130L	Drive Shaft		36	59.5	40.5	794	
	2008.03 2010.05	6DCT	F	R	Engine BMP		2540110L	Drive Shaft		36	59.5	40.5	760	
2.0 TDI (125 kw)	2008.07 2015.05	6DCT	F	L	Engine CBBB, CFGB	Rims:With alloy rim	2033810L	Drive Shaft		36	59.5	40	485	
	2008.07 2015.05	6DCT	F	L	Engine CBBB, CFGB	Rims:With steel rim	2540130L	Drive Shaft		36	59.5	40.5	482	
	2008.07 2015.05	6MT	F	L	Engine CBBB, CFGB		2032950L	Drive Shaft		36	59.5	40.5	486	
	2008.07 2015.05	6DCT	F	R	Engine CBBB, CFGB		2540110L	Drive Shaft		36	59.5	40.5	760	
	2008.09 2015.05	6MT	F	R	AWD Engine CBBB, CFGB		2032660L	Drive Shaft		36	59.5	40.5	601	
	2008.09 2015.05	6DCT	F	L	AWD Engine CBBB, CFGB		2540130L	Drive Shaft		36	59.5	40.5	482	
	2008.09 2015.05	6MT	F	L	AWD Engine CBBB, CFGB		2032950L	Drive Shaft		36	59.5	40.5	486	
2.0 TDI 16V (103 kw)	2009.01 2015.05	6DCT	F	R	Engine BKD, CFFB, CLJA		2540110L	Drive Shaft		36	59.5	40.5	760	
	2009.01 2015.05	6MT	F	L	Engine BKD, CFFB, CLJA		2033800L	Drive Shaft		36	59.5	40	487	
	2009.01 2015.05	6DCT	F	L	Engine BKD, CFFB, CLJA		2540130L	Drive Shaft		36	59.5	40.5	482	
	2010.11 2015.05	6DCT	F	L	AWD Engine CFFB		2540130L	Drive Shaft		36	59.5	40.5	482	
	2010.11 2015.05	6MT	F	R	AWD Engine CFFB		2032660L	Drive Shaft		36	59.5	40.5	601	
	2010.11 2015.05	6MT	F	L	AWD Engine CFFB		2032950L	Drive Shaft		36	59.5	40.5	486	
2.0 TSI (147 kw)	2010.05 2015.05	6AT	F	R	Engine CCZA		2016530L	Drive Shaft		36	59.5	40.5	785	
SUPERB II (3T5)														
1.4 TSI (92 kw)	2009.10 2015.05	6MT	F	L	Engine CAXC		2612010L	Drive Shaft		36	59.5	40	536	
	2009.10 2015.05	MT	F	R	Engine CAXC		2610960L	Drive Shaft		36	59.5	40	800	
1.6 TDI (77 kw)	2010.09 2015.05	5MT/6MT	F	R	Engine CAYC		2612830L	Drive Shaft		36	59.5	40	815	
	2010.09 2015.05	5MT/6MT	F	L	Engine CAYC		2612820L	Drive Shaft		36	59.5	40	523	
	2010.09 2015.05	7DCT	F	L	Engine CAYC		2611000L	Drive Shaft		36	59.5	40.5	514	
1.8 TSI (112 kw)	2009.10 2015.05	6MT/7DCT	F	L	Engine CDAB		2611000L	Drive Shaft		36	59.5	40.5	514	





	 YEAR	TRANSM.	F/R	L/R	DRIVE TYPE & ENGINE	REMARKS	GSP Ref.	 PRODUCT	 ABS	Technical Specifications				
										A	B	C	H	L
SKODA SUPERB II (3T5)														
1.8 TSI (112 kw)	2009.10 2015.05	6MT	F	R	Engine CDAB		2613410L	Drive Shaft		36	59.5	40.5	806	
	2009.10 2015.05	7DCT	F	R	Engine CDAB		2033130L	Drive Shaft		36	59.5	40.5	794	
	2009.10 2015.05	6MT	F	R	AWD Engine CDAB		2032660L	Drive Shaft		36	59.5	40.5	601	
	2009.10 2015.05	6MT	F	L	AWD Engine CDAB		2032950L	Drive Shaft		36	59.5	40.5	486	
	2009.10 2015.05	6AT	F	R	Engine CDAB		2540110L	Drive Shaft		36	59.5	40.5	760	
1.8 TSI (118 kw)	2009.10 2015.05	6MT	F	R	AWD Engine CDA A		2032660L	Drive Shaft		36	59.5	40.5	601	
	2009.10 2015.05	6MT/7DCT	F	L	Engine CDA A		2611000L	Drive Shaft		36	59.5	40.5	514	
	2009.10 2015.05	7DCT	F	R	Engine CDA A		2033130L	Drive Shaft		36	59.5	40.5	794	
	2009.10 2015.05	6MT	F	R	Engine CDA A		2613410L	Drive Shaft		36	59.5	40.5	806	
	2009.10 2015.05	6MT	F	L	AWD Engine CDA A		2032950L	Drive Shaft		36	59.5	40.5	486	
1.9 TDI (77 kw)	2009.10 2010.11	5MT	F	R	Engine BLS, BXE		2610420L	Drive Shaft		36	59.5	40	814	
	2009.10 2010.11	5MT	F	L	Engine BLS, BXE		2032940L	Drive Shaft		36	59.5	40	517	
2.0 TDI (103 kw)	2009.10 2010.03	6DCT	F	R	Engine BMP		2540110L	Drive Shaft		36	59.5	40.5	760	
	2009.10 2010.03	6MT	F	L	Engine BMP		2032950L	Drive Shaft		36	59.5	40.5	486	
	2009.10 2010.03	6MT	F	R	Engine BMP		2033130L	Drive Shaft		36	59.5	40.5	794	
	2009.10 2010.03	6DCT	F	L	Engine BMP		2540130L	Drive Shaft		36	59.5	40.5	482	
2.0 TDI (125 kw)	2009.10 2015.05	6DCT	F	R	Engine CBBB, CFGB		2540110L	Drive Shaft		36	59.5	40.5	760	
	2009.10 2015.05	6MT	F	R	AWD Engine CBBB, CFGB		2032660L	Drive Shaft		36	59.5	40.5	601	
	2009.10 2015.05	6DCT	F	L	Engine CBBB, CFGB	Rims:With alloy rim	2033810L	Drive Shaft		36	59.5	40	485	
	2009.10 2015.05	6MT	F	L	Engine CBBB, CFGB		2032950L	Drive Shaft		36	59.5	40.5	486	
	2009.10 2015.05	6MT	F	L	AWD Engine CBBB, CFGB		2032950L	Drive Shaft		36	59.5	40.5	486	
	2009.10 2015.05	6DCT	F	L	Engine CBBB, CFGB	Rims:With steel rim	2540130L	Drive Shaft		36	59.5	40.5	482	
	2009.10 2015.05	6DCT	F	L	AWD Engine CBBB, CFGB		2540130L	Drive Shaft		36	59.5	40.5	482	
2.0 TDI 16V (103 kw)	2009.10 2015.05	6DCT	F	R	Engine BKD, CFFB, CLJA		2540110L	Drive Shaft		36	59.5	40.5	760	
	2009.10 2015.05	6MT	F	L	Engine BKD, CFFB, CLJA		2033800L	Drive Shaft		36	59.5	40	487	
	2009.10 2015.05	6DCT	F	L	Engine BKD, CFFB, CLJA		2540130L	Drive Shaft		36	59.5	40.5	482	
	2010.11 2015.05	6DCT	F	L	AWD Engine CFFB		2540130L	Drive Shaft		36	59.5	40.5	482	
	2010.11 2015.05	6MT	F	R	AWD Engine CFFB		2032660L	Drive Shaft		36	59.5	40.5	601	
	2010.11 2015.05	6MT	F	L	AWD Engine CFFB		2032950L	Drive Shaft		36	59.5	40.5	486	
2.0 TSI (147 kw)	2010.05 2015.05	6AT	F	R	Engine CCZA		2016530L	Drive Shaft		36	59.5	40.5	785	
SUPERB III (3V3)														
1.4 TSI (110 kw)	2015.03	6MT	F	L	AWD Engine CZEA		2018960L	Drive Shaft		36	59.5	40	500	
1.6 TDI (88 kw)	2015.03	7DCT	F	R	Engine DCXA, DCZA		2612830L	Drive Shaft		36	59.5	40	815	
	2015.03	6MT/7DCT	F	L	Engine DCXA, DCZA		2612010L	Drive Shaft		36	59.5	40	536	
1.8 TSI (132 kw)	2015.03	6MT	F	L	Engine CJSA, CJSC		2611000L	Drive Shaft		36	59.5	40.5	514	
	2015.03	7DCT	F	R	Engine CJSA, CJSC		2613410L	Drive Shaft		36	59.5	40.5	806	
2.0 TDI (110 kw)	2015.03	6MT	F	L	Engine CRLB, DFEA, DFGA, DSRA, DSRB		2611000L	Drive Shaft		36	59.5	40.5	514	
	2015.03	6MT	F	R	AWD Engine CRLB, DFEA, DFGA		2018890L	Drive Shaft		36	59.5	40	614	
	2015.03	6DCT	F	R	Engine CRLB, DFEA, DFGA, DSRA, DSRB		2613450L	Drive Shaft		36	59.5	40	774	
	2015.03	6DCT	F	L	Engine CRLB, DFEA, DFGA, DSRA, DSRB		2033810L	Drive Shaft		36	59.5	40	485	
	2015.03	6MT	F	L	AWD Engine CRLB, DFEA, DFGA		2018960L	Drive Shaft		36	59.5	40	500	
	2015.03	7DCT	F	L	Engine CRLB, DFEA, DFGA, DSRA, DSRB		2023510L	Drive Shaft		36	37	59.5	40	570
	2015.03	6MT	F	R	Engine CRLB, DFEA, DFGA, DSRA, DSRB		2613410L	Drive Shaft		36	59.5	40.5	806	
2.0 TDI (140 kw)	2015.03	6MT	F	L	Engine DDAA, DFCA, DFHA		2611000L	Drive Shaft		36	59.5	40.5	514	
	2015.03	6DCT	F	R	Engine DDAA, DFCA, DFHA		2613450L	Drive Shaft		36	59.5	40	774	
	2015.03	6DCT	F	L	Engine DDAA, DFCA, DFHA		2033810L	Drive Shaft		36	59.5	40	485	
	2015.03	6AT/7AT	F	L	AWD Engine DDAA, DFCA, DFHA		2033810L	Drive Shaft		36	59.5	40	485	
	2015.03	6MT	F	R	Engine DDAA, DFCA, DFHA		2613410L	Drive Shaft		36	59.5	40.5	806	
2.0 TSI (200 kw)	2015.03	7AT	F	R	AWD Engine DNUA		2018890L	Drive Shaft		36	59.5	40	614	
2.0 TSI (206 kw)	2015.03	6AT	F	R	AWD Engine CJXA, DNFE		2018890L	Drive Shaft		36	59.5	40	614	
SUPERB III (3V5)														
1.4 TSI (110 kw)	2015.03	6MT	F	L	AWD Engine CZEA		2018960L	Drive Shaft		36	59.5	40	500	
1.6 TDI (88 kw)	2015.03	7DCT	F	R	Engine DCXA, DCZA		2612830L	Drive Shaft		36	59.5	40	815	
	2015.03	6MT/7DCT	F	L	Engine DCXA, DCZA		2612010L	Drive Shaft		36	59.5	40	536	
1.8 TSI (132 kw)	2015.03	6MT	F	L	Engine CJSA, CJSC		2611000L	Drive Shaft		36	59.5	40.5	514	
	2015.03	7DCT	F	R	Engine CJSA, CJSC		2613410L	Drive Shaft		36	59.5	40.5	806	
2.0 TDI (110 kw)	2015.03	6MT	F	R	AWD Engine CRLB, DFEA, DFGA		2018890L	Drive Shaft		36	59.5	40	614	
	2015.03	6MT	F	L	Engine CRLB, DFEA, DFGA, DSRA, DSRB		2611000L	Drive Shaft		36	59.5	40.5	514	
	2015.03	6DCT	F	R	Engine CRLB, DFEA, DFGA, DSRA, DSRB		2613450L	Drive Shaft		36	59.5	40	774	
	2015.03	6MT	F	L	AWD Engine CRLB, DFEA, DFGA		2018960L	Drive Shaft		36	59.5	40	500	
	2015.03	6DCT	F	L	Engine CRLB, DFEA, DFGA, DSRA, DSRB		2033810L	Drive Shaft		36	59.5	40	485	
	2015.03	7DCT	F	L	Engine CRLB, DFEA, DFGA, DSRA, DSRB		2023510L	Drive Shaft		36	37	59.5	40	570
	2015.03	6MT	F	R	Engine CRLB, DFEA, DFGA, DSRA, DSRB		2613410L	Drive Shaft		36	59.5	40.5	806	
2.0 TDI (140 kw)	2015.03	6AT/7AT	F	L	AWD Engine DDAA, DFCA, DFHA		2033810L	Drive Shaft		36	59.5	40	485	
	2015.03	6MT	F	L	Engine DDAA, DFCA, DFHA		2611000L	Drive Shaft		36	59.5	40.5	514	
	2015.03	6DCT	F	R	Engine DDAA, DFCA, DFHA		2613450L	Drive Shaft		36	59.5	40	774	





	 YEAR	TRANSM.	F/R	L/R	DRIVE TYPE & ENGINE	REMARKS	GSP Ref.	 PRODUCT	 ABS	Technical Specifications				
										A	B	C	H	L
SKODA														
SUPERB III (3V5)														
2.0 TDI (140 kw)	2015.03	6DCT	F	L	Engine DDAA, DFCA, DFHA		2033810L	Drive Shaft		36	59.5	40	485	
	2015.03	6MT	F	R	Engine DDAA, DFCA, DFHA		2613410L	Drive Shaft		36	59.5	40.5	806	
2.0 TSI (200 kw)	2015.03	7AT	F	R	AWD Engine DNUA		2018890L	Drive Shaft		36	59.5	40	614	
2.0 TSI (206 kw)	2015.03	6AT	F	R	AWD Engine CJXA, DNFE		2018890L	Drive Shaft		36	59.5	40	614	
YETI (5L)														
1.2 TSI (77 kw)	2009.09 2015.05	AT/MT	F	L	Engine CBZB		2612010L	Drive Shaft		36	59.5	40	536	
	2009.09 2015.05	AT/MT	F	R	Engine CBZB		2610960L	Drive Shaft		36	59.5	40	800	
1.2 TSI (81 kw)	2015.05 2017.12	DCT	F	L	Engine CYVB		2612820L	Drive Shaft		36	59.5	40	523	
	2015.05 2017.12	DCT	F	R	Engine CYVB		2610960L	Drive Shaft		36	59.5	40	800	
	2015.05 2017.12	6MT	F	R	Engine CYVB		2613070L	Drive Shaft		36	59.5	40	820	
1.4 TSI (110 kw)	2015.05 2017.12	6DCT/6MT	F	R	AWD Engine CZDA		2032660L	Drive Shaft		36	59.5	40.5	601	
	2015.05 2017.12	6DCT/6MT	F	L	AWD Engine CZDA		2032950L	Drive Shaft		36	59.5	40.5	486	
1.4 TSI (90 kw)	2010.06 2015.05	6MT/7AT	F	R	Engine CAXA		2610960L	Drive Shaft		36	59.5	40	800	
	2010.06 2015.05	6MT/7AT	F	L	Engine CAXA		2612010L	Drive Shaft		36	59.5	40	536	
1.4 TSI (92 kw)	2015.05 2017.12	7DCT	F	R	Engine CZCA		2033130L	Drive Shaft		36	59.5	40.5	794	
	2015.05 2017.12	6MT/7DCT	F	L	Engine CZCA		2611000L	Drive Shaft		36	59.5	40.5	514	
	2015.05 2017.12	6MT	F	R	Engine CZCA		2613410L	Drive Shaft		36	59.5	40.5	806	
1.6 (81 kw)	2014.04 2017.12	6AT	F	R	Engine CWVA		2610940L	Drive Shaft		36	26	59.5	40	884
	2014.04 2017.12	MT	F	L	Engine CWVA		2612820L	Drive Shaft		36	59.5	40	523	
	2014.04 2017.12	MT	F	R	Engine CWVA		2613070L	Drive Shaft		36	59.5	40	820	
1.6 TDI (77 kw)	2010.11 2015.05	5MT/7AT	F	R	Engine CAYC		2610420L	Drive Shaft		36	59.5	40	814	
	2010.11 2015.05	5MT/7AT	F	L	Engine CAYC		2032940L	Drive Shaft		36	59.5	40	517	
	2010.11 2015.05	7DCT	F	R	Engine CAYC		2033130L	Drive Shaft		36	59.5	40.5	794	
	2010.11 2015.05	7DCT	F	L	Engine CAYC		2611000L	Drive Shaft		36	59.5	40.5	514	
1.8 TSI (112 kw)	2009.11 2017.12	6AT/6MT	F	R	AWD Engine CDAB		2032660L	Drive Shaft		36	59.5	40.5	601	
	2009.11 2017.12	6AT/6MT	F	L	AWD Engine CDAB		2032950L	Drive Shaft		36	59.5	40.5	486	
1.8 TSI (118 kw)	2009.05 2017.12	6MT	F	R	AWD Engine CDA A		2032660L	Drive Shaft		36	59.5	40.5	601	
	2009.05 2017.12	6MT	F	L	AWD Engine CDA A		2032950L	Drive Shaft		36	59.5	40.5	486	
2.0 TDI (103 kw)	2009.05 2017.12	6DCT/6MT	F	R	AWD Engine CBDB, CFHC, CLCB		2032660L	Drive Shaft		36	59.5	40.5	601	
	2009.05 2017.12	6DCT	F	L	AWD Engine CBDB, CFHC, CLCB	PR code:1PA	2033800L	Drive Shaft		36	59.5	40	487	
	2009.05 2017.12	6MT	F	L	AWD Engine CBDB, CFHC, CLCB		2032950L	Drive Shaft		36	59.5	40.5	486	
	2011.11 2017.12	6MT	F	R	Engine CFHC, CLCB		2611470L	Drive Shaft		36	59.5	40.5	795	
	2011.11 2017.12	6MT	F	L	Engine CFHC, CLCB		2032950L	Drive Shaft		36	59.5	40.5	486	
2.0 TDI (110 kw)	2015.05 2017.12	6DCT	F	L	AWD Engine CUUB, DFSB		2032950L	Drive Shaft		36	59.5	40.5	486	
	2015.05 2017.12	6MT	F	L	AWD Engine CUUB, DFSB		2033800L	Drive Shaft		36	59.5	40	487	
	2015.05 2017.12	6MT	F	R	Engine CUUB, DFSB		2611470L	Drive Shaft		36	59.5	40.5	795	
	2015.05 2017.12	MT	F	L	Engine CUUB, DFSB		2032950L	Drive Shaft		36	59.5	40.5	486	
2.0 TDI (125 kw)	2009.11 2015.05	6AT/6MT	F	R	AWD Engine CEGA, CFJA		2032660L	Drive Shaft		36	59.5	40.5	601	
	2009.11 2015.05	6DCT	F	L	AWD Engine CEGA, CFJA	For PR code:1PA	2033800L	Drive Shaft		36	59.5	40	487	
	2009.11 2015.05	6AT/6MT	F	L	AWD Engine CEGA, CFJA		2032950L	Drive Shaft		36	59.5	40.5	486	
2.0 TDI (81 kw)	2009.11 2017.12	5MT	F	R	Engine CFHA, CLCA, CUUA, DFSA		2612830L	Drive Shaft		36	59.5	40	815	
	2009.11 2017.12	MT	F	R	AWD Engine CFHF, CUUA, DFSA		2032660L	Drive Shaft		36	59.5	40.5	601	
	2009.11 2017.12	MT	F	L	AWD Engine CFHF, CUUA, DFSA		2032950L	Drive Shaft		36	59.5	40.5	486	
	2009.11 2017.12	5MT	F	L	Engine CFHA, CLCA, CUUA, DFSA		2612820L	Drive Shaft		36	59.5	40	523	
SUZUKI														
SX4 S-CROSS (JY)/SX4 CROSSOVER														
1.6 (86 kw)	2013.12	MT	F	L	Engine M16A		2572870L	Drive Shaft		28	26	58	85	647
	2013.12	MT	F	L	AWD Engine M16A		2572870L	Drive Shaft		28	26	58	85	647
	2013.12	AT	F	R	AWD Engine M16A		2572880L	Drive Shaft		28	28	58	85	706
1.6 (88 kw)	2013.08	MT	F	L	AWD Engine M16A		2572870L	Drive Shaft		28	26	58	85	647
	2013.08	MT	F	L	Engine M16A		2572870L	Drive Shaft		28	26	58	85	647
	2013.08	AT	F	R	AWD Engine M16A		2572880L	Drive Shaft		28	28	58	85	706
VITARA (LY)/ESCUDO														
1.6 (86 kw)	2015.05	5MT	F	L	Engine M16A		2572870L	Drive Shaft		28	26	58	85	647
	2015.05	5MT	F	L	AWD Engine M16A		2572870L	Drive Shaft		28	26	58	85	647
	2015.05	5MT	F	R	AWD Engine M16A		2572880L	Drive Shaft		28	28	58	85	706
1.6 (88 kw)	2015.02	5MT	F	L	Engine M16A		2572870L	Drive Shaft		28	26	58	85	647
	2015.02	5MT	F	L	AWD Engine M16A		2572870L	Drive Shaft		28	26	58	85	647
	2015.02	5MT	F	R	AWD Engine M16A		2572880L	Drive Shaft		28	28	58	85	706
TOYOTA														
FJ CRUISER (GSJ1_)														
4.0 (176 kw)	2005.06 2009.10	5AT	R	L/R	Engine 1GR-FE		2590150L	Drive Shaft		30	30	70	101.5	648
	2005.06 2009.12	AT/MT	F	L/R	AWD Engine 1GR-FE		2590150L	Drive Shaft		30	30	70	101.5	648
4.0 (178 kw)	2006.01 2018.01	5AT/6MT	F	L/R	AWD Engine 1GR-FE	Date to:2009.07	2590150L	Drive Shaft		30	30	70	101.5	648
4.0 (191 kw)	2010.01 2014.06	AT/MT	F	L/R	AWD Engine 1GR-FE		2590150L	Drive Shaft		30	30	70	101.5	648





	 YEAR	TRANSM.	F/R	L/R	DRIVE TYPE & ENGINE	REMARKS	GSP Ref.	 PRODUCT	 ABS	Technical Specifications				
										A	B	C	H	L
TOYOTA														
FJ CRUISER (GSJ1_)														
4.0 (191 kw)	2010.01 2014.06	5AT	R	L/R	Engine 1GR-FE		2590150L	Drive Shaft		30	30	70	101.5	648
4.0 (203 kw)	2005.06 2018.01	5AT	F	L/R	AWD Engine 1GR-FE		2590150L	Drive Shaft		30	30	70	101.5	648
FORTUNER (_N15_ , _N16_)														
2.4 D (110 kw)	2015.05	6AT	F	L/R	AWD Engine 2GD-FTV		2597150L	Drive Shaft		30	30	70	101.5	633
2.7 (122 kw)	2015.05	5MT/6AT	F	L/R	AWD Engine 2TR-FE		2597150L	Drive Shaft		30	30	70	101.5	633
2.8 D (130 kw)	2015.05	6AT/6MT	F	L/R	AWD Engine 1GD-FTV		2597150L	Drive Shaft		30	30	70	101.5	633
HILUX VIII (_N1_)														
2.4 D (110 kw)	2015.05	6MT	F	L/R	AWD Engine 2GD-FTV		2597150L	Drive Shaft		30	30	70	101.5	633
2.4 D (125 kw)	2018.10	6AT/6MT	F	L/R	AWD Engine 2GD-FTV		2597150L	Drive Shaft		30	30	70	101.5	633
2.8 D (130 kw)	2015.05	AT	F	L/R	AWD Engine 1GD-FTV		2597150L	Drive Shaft		30	30	70	101.5	633
LAND CRUISER PRADO (_J12_)														
2.7 (112 kw)	2002.09 2004.08	MT/AT	F	L/R	AWD Engine 2TR-FE, 3RZ-FE		2590150L	Drive Shaft		30	30	70	101.5	648
2.7 (120 kw)	2003.11 2010.02	4AT	F	L/R	AWD Engine 2TR-FE		2590150L	Drive Shaft		30	30	70	101.5	648
3.0 D (70 kw)	2002.09 2010.02	5MT	F	L/R	AWD Engine 5L-E		2590150L	Drive Shaft		30	30	70	101.5	648
3.0 D-4D (120 kw)	2002.09 2009.08	4AT/5AT/6AT	F	L/R	AWD Engine 1KD-FTV		2590150L	Drive Shaft		30	30	70	101.5	648
3.0 D-4D (122 kw)	2004.07 2009.08	5AT/6MT	F	L/R	AWD Engine 1KD-FTV		2590150L	Drive Shaft		30	30	70	101.5	648
3.0 D-4D (127 kw)	2002.09 2010.12	4AT/5AT/6AT	F	L/R	AWD Engine 1KD-FTV		2590150L	Drive Shaft		30	30	70	101.5	648
3.0 D-4D (150 kw)	2006.08 2009.07	5AT	F	L/R	AWD Engine 1KD-FTV		2590150L	Drive Shaft		30	30	70	101.5	648
3.0 D-4D (92 kw)	2002.09 2009.07	AT/MT	F	L/R	AWD Engine 1KZ-TE		2590150L	Drive Shaft		30	30	70	101.5	648
3.4 (136 kw)	2002.09 2005.07	4AT	F	L/R	AWD Engine 5VZ-FE		2590150L	Drive Shaft		30	30	70	101.5	648
4.0 (183 kw)	2002.12 2010.12	4AT/5AT	F	L/R	AWD Engine 1GR-FE		2590150L	Drive Shaft		30	30	70	101.5	648
4.0 V6 VVT-i (207 kw)	2003.01 2009.07	5AT	F	L/R	AWD Engine 1GR-FE		2590150L	Drive Shaft		30	30	70	101.5	648
LAND CRUISER PRADO (_J15_)														
2.7 (120 kw)	2009.08	MT/AT	F	L/R	AWD Engine 2TR-FE		2590150L	Drive Shaft		30	30	70	101.5	648
2.8 D-4D (130 kw)	2015.06	AT/MT	F	L/R	AWD Engine 1GD-FTV		2590150L	Drive Shaft		30	30	70	101.5	648
2.8 D-4D (147 kw)	2018.10	AT/MT	F	L/R	AWD Engine 1GD-FTV		2590150L	Drive Shaft		30	30	70	101.5	648
3.0 D-4D (127 kw)	2009.08	5AT/6MT	F	L/R	AWD Engine 1KD-FTV		2590150L	Drive Shaft		30	30	70	101.5	648
3.0 D-4D (140 kw)	2009.08	AT/MT	F	L/R	AWD Engine 1KD-FTV		2590150L	Drive Shaft		30	30	70	101.5	648
3.5 (206 kw)	2015.09	6AT	F	L/R	AWD Engine 7GR-FKS		2590150L	Drive Shaft		30	30	70	101.5	648
4.0 V6 Dual VVTi (205 kw)	2009.08	AT/MT	F	L/R	AWD Engine 1GR-FE		2590150L	Drive Shaft		30	30	70	101.5	648
4.0 V6 VVT-i (207 kw)	2009.08	AT/MT	F	L/R	AWD Engine 1GR-FE		2590150L	Drive Shaft		30	30	70	101.5	648
4.0 V6 VVTi (183 kw)	2012.11	5AT/6AT	F	L/R	AWD Engine 1GR-FE		2590150L	Drive Shaft		30	30	70	101.5	648
4.0 V6 VVTi (202 kw)	2009.08	AT/MT	F	L/R	AWD Engine 1GR-FE		2590150L	Drive Shaft		30	30	70	101.5	648
LAND CRUISER VAN (_J15_)														
3.0 D4d (140 kw)	2011.01	AT/MT	F	L/R	AWD Engine 1KD-FTV		2590150L	Drive Shaft		30	30	70	101.5	648
RAV 4 III (_A3_)/RAV 4/VANGUARD														
2.2 D (100 kw)	2006.02 2012.12	6MT	F	L	AWD Engine 2AD-FTV		2596220L	Drive Shaft		30	24	61.2	100	626
	2006.02 2012.12	6MT	F	R	AWD Engine 2AD-FTV		2595180L	Drive Shaft		30	24	61.2	100	1004
2.2 D (110 kw)	2008.12 2013.06	6MT	F	L	Engine 2AD-FHV, 2AD-FTV		2596220L	Drive Shaft		30	24	61.2	100	626
	2008.12 2013.06	MT	F	L	AWD Engine 2AD-FHV, 2AD-FTV		2596220L	Drive Shaft		30	24	61.2	100	626
	2008.12 2013.06	6MT	F	R	Engine 2AD-FHV, 2AD-FTV		2595180L	Drive Shaft		30	24	61.2	100	1004
	2008.12 2013.06	MT	F	R	AWD Engine 2AD-FHV, 2AD-FTV		2595180L	Drive Shaft		30	24	61.2	100	1004
2.2 D (130 kw)	2006.02 2013.06	MT	F	L	AWD Engine 2AD-FHV		2596220L	Drive Shaft		30	24	61.2	100	626
	2006.02 2013.06	MT	F	R	AWD Engine 2AD-FHV		2595180L	Drive Shaft		30	24	61.2	100	1004
2.2 D (98 kw)	2005.11 2010.12	6MT	F	L	AWD Engine 2AD-FTV		2596220L	Drive Shaft		30	24	61.2	100	626
	2005.11 2010.12	6MT	F	R	AWD Engine 2AD-FTV		2595180L	Drive Shaft		30	24	61.2	100	1004
RAV 4 IV (_A4_)														
2.0 D (91 kw)	2012.12 2018.11	MT	F	L	Engine 1AD-FTV		2596220L	Drive Shaft		30	24	61.2	100	626
	2013.01 2018.11	MT	F	L	AWD Engine 1AD-FTV		2596220L	Drive Shaft		30	24	61.2	100	626
	2013.01 2018.11	MT	F	R	AWD Engine 1AD-FTV		2595180L	Drive Shaft		30	24	61.2	100	1004
2.2 D (110 kw)	2012.12	6AT/6MT	F	R	AWD Engine 2AD-FHV, 2AD-FTV	Date from:2015.10	2595180L	Drive Shaft		30	24	61.2	100	1004
	2012.12	6AT/6MT	F	L	AWD Engine 2AD-FHV, 2AD-FTV	Date from:2015.10	2596220L	Drive Shaft		30	24	61.2	100	626
	2012.12	6MT	F	R	AWD Engine 2AD-FHV, 2AD-FTV	Date To:2015.09	2595180L	Drive Shaft		30	24	61.2	100	1004
	2012.12	6MT	F	L	AWD Engine 2AD-FHV, 2AD-FTV	Date To:2015.09	2596220L	Drive Shaft		30	24	61.2	100	626
2.2 D (130 kw)	2012.12	MT	F	L	AWD Engine 2AD-FHV		2596220L	Drive Shaft		30	24	61.2	100	626
	2012.12	MT	R	R	AWD Engine 2AD-FHV		2595180L	Drive Shaft		30	24	61.2	100	1004
VOLVO														
XC60 I (156)														
2.0 T (149 kw)	2009.12 2012.12	AT	F	L	Engine B 4204 T6		2013850L	Drive Shaft		40	31	56	52	547
	2009.12 2012.12	AT	F	R	Engine B 4204 T6		2013870L	Drive Shaft		40	28	56	52	1030
2.4 D (129 kw)	2009.04 2010.12	AT	F	L	Engine D 5244 T14		2013850L	Drive Shaft		40	31	56	52	547
3.2 (175 kw)	2009.07 2010.12	AT	F	L	AWD Engine B 6324 S		2013850L	Drive Shaft		40	31	56	52	547
	2009.07 2010.12	AT	F	R	AWD Engine B 6324 S		2013870L	Drive Shaft		40	28	56	52	1030
3.2 (179 kw)	2010.03 2015.12	AT	F	L	AWD Engine B 6324 S5		2013850L	Drive Shaft		40	31	56	52	547
	2010.03 2015.12	AT	F	R	AWD Engine B 6324 S5		2013870L	Drive Shaft		40	28	56	52	1030





	 YEAR	TRANSM.	F/R	L/R	DRIVE TYPE & ENGINE	REMARKS	GSP Ref.	 PRODUCT	 ABS	Technical Specifications				
										A	B	C	H	L
VOLVO														
XC60 I (156)														
D3 (100 kw)	2012.04 2015.12	AT	F	L	Engine D 5204 T7		2013850L	Drive Shaft		40	31	56	52	547
D3 (110 kw)	2015.03 2017.04	8AT	F	L	Engine D 4204 T4		2013750L	Drive Shaft		40	31	56	52	596
	2015.03 2017.04	6MT	F	L	Engine D 4204 T4		2013770L	Drive Shaft		40	31	56	52	623
	2015.03 2017.04	8AT	F	R	Engine D 4204 T4		2013780L	Drive Shaft		40	28	56	52	976
	2015.03 2017.04	6MT	F	R	Engine D 4204 T4		2013790L	Drive Shaft		40	28	56	52	977
	2010.03 2014.12	6AT	F	L	Engine D 5204 T2, D 5204 T3		2013850L	Drive Shaft		40	31	56	52	547
D3 / D4 (120 kw)	2010.03 2014.12	6AT	F	R	Engine D 5204 T2, D 5204 T3		2013870L	Drive Shaft		40	28	56	52	1030
	2010.03 2014.12	MT	F	R	Engine D 5204 T2, D 5204 T3		2013890L	Drive Shaft		40	28	56	52	1030
	2013.10 2015.12	AT	F	L	Engine D 4204 T5		2013750L	Drive Shaft		40	31	56	52	596
D4 (133 kw)	2013.10 2015.12	MT	F	L	Engine D 4204 T5		2013770L	Drive Shaft		40	31	56	52	623
	2013.10 2015.12	AT	F	R	Engine D 4204 T5		2013780L	Drive Shaft		40	28	56	52	976
	2013.10 2015.12	MT	F	R	Engine D 4204 T5		2013790L	Drive Shaft		40	28	56	52	977
	2013.10 2015.12	AT	F	L	AWD Engine D 5244 T12		2013850L	Drive Shaft		40	31	56	52	547
	2013.10 2015.12	AT	F	R	AWD Engine D 5244 T12		2013880L	Drive Shaft		40	28	56	52	1024
D4 (140 kw)	2015.03 2017.02	AT	F	L	AWD Engine D 5244 T21		2013850L	Drive Shaft		40	31	56	52	547
	2015.03 2017.02	AT	F	R	AWD Engine D 5244 T21		2013880L	Drive Shaft		40	28	56	52	1024
	2015.03 2017.02	AT	F	L	Engine D 4204 T14		2013750L	Drive Shaft		40	31	56	52	596
	2015.03 2017.02	MT	F	L	Engine D 4204 T14		2013770L	Drive Shaft		40	31	56	52	623
	2015.03 2017.02	AT	F	R	Engine D 4204 T14		2013780L	Drive Shaft		40	28	56	52	976
	2015.03 2017.02	MT	F	R	Engine D 4204 T14		2013790L	Drive Shaft		40	28	56	52	977
D5 (162 kw)	2015.03 2017.02	AT	F	L	AWD Engine D 5244 T20, D 5244 T22		2013850L	Drive Shaft		40	31	56	52	547
	2015.03 2017.02	AT	F	R	AWD Engine D 5244 T20, D 5244 T22		2013880L	Drive Shaft		40	28	56	52	1024
D5 (169 kw)	2014.04 2015.12	AT	F	L	AWD Engine D 5244 T23		2013850L	Drive Shaft		40	31	56	52	547
	2014.04 2015.12	AT	F	R	AWD Engine D 5244 T23		2013880L	Drive Shaft		40	28	56	52	1024
T5 (180 kw)	2013.10 2017.02	AT	F	L	Engine B 4204 T11, B 4204 T41		2013750L	Drive Shaft		40	31	56	52	596
	2013.10 2017.02	AT	F	R	Engine B 4204 T11, B 4204 T41		2013780L	Drive Shaft		40	28	56	52	976
	2015.10 2017.02	8AT	F	L	AWD Engine B 4204 T11		2013750L	Drive Shaft		40	31	56	52	596
T5 (183 kw)	2014.04 2017.02	AT	F	L	AWD Engine B 5254 T12		2013850L	Drive Shaft		40	31	56	52	547
	2014.04 2017.02	AT	F	R	AWD Engine B 5254 T12		2013880L	Drive Shaft		40	28	56	52	1024
T5 (187 kw)	2014.04 2017.02	AT	F	L	AWD Engine B 5254 T12		2013850L	Drive Shaft		40	31	56	52	547
	2014.04 2017.02	AT	F	R	AWD Engine B 5254 T12		2013880L	Drive Shaft		40	28	56	52	1024
T6 (210 kw)	2008.05 2010.12	AT	F	L	AWD Engine B 6304 T2		2013850L	Drive Shaft		40	31	56	52	547
	2008.05 2010.12	AT	F	R	AWD Engine B 6304 T2		2013870L	Drive Shaft		40	28	56	52	1030
T6 (224 kw)	2010.03 2017.02	AT	F	L	AWD Engine B 6304 T4		2013850L	Drive Shaft		40	31	56	52	547
	2010.03 2017.02	AT	F	R	AWD Engine B 6304 T4		2013870L	Drive Shaft		40	28	56	52	1030
T6 (225 kw)	2013.10 2017.02	AT	F	L	Engine B 4204 T9		2013750L	Drive Shaft		40	31	56	52	596
	2013.10 2017.12	8AT	F	L	AWD Engine B 4204 T9		2013750L	Drive Shaft		40	31	56	52	596
	2013.10 2017.02	AT	F	R	Engine B 4204 T9		2013780L	Drive Shaft		40	28	56	52	976
T6 (242 kw)	2014.04 2015.12	AT	F	L	AWD Engine B 6304 T3, B 6304 T4		2013850L	Drive Shaft		40	31	56	52	547
	2014.04 2015.12	AT	F	R	AWD Engine B 6304 T3, B 6304 T4		2013870L	Drive Shaft		40	28	56	52	1030
XC60 II (246)														
2.0 D3 (110 kw)	2017.03	AT	F	L	Engine D 4204 T4		2013750L	Drive Shaft		40	31	56	52	596
	2017.03	AT	F	R	Engine D 4204 T4		2013780L	Drive Shaft		40	28	56	52	976
XC90 I (275)														
3.2 (175 kw)	2006.03 2010.12	AT	F	L	AWD Engine B 6324 S	Chassis no. from:354799	2013710L	Drive Shaft	48T	40	31	56.5	52	552
	2011.09 2014.09	6AT	F	L	Engine B 6324 S	Chassis no. from:355741	2013710L	Drive Shaft	48T	40	31	56.5	52	552
3.2 (179 kw)	2010.04 2014.09	AT	F	L	AWD Engine B 6324 S5	Chassis no. from:354799	2013710L	Drive Shaft	48T	40	31	56.5	52	552
D3 / D5 (120 kw)	2009.04 2014.12	AT	F	L	Engine D 5244 T5	Date to:2013.12;Chassis no. from:354476	2013710L	Drive Shaft	48T	40	31	56.5	52	552
	2002.10 2006.12	AT	F	L	AWD Engine D 5244 T	Engine code:D5244T5;Chassis no. from:354476	2013710L	Drive Shaft	48T	40	31	56.5	52	552
D5 (120 kw)	2007.10 2010.12	AT	F	L	AWD Engine D 5244 T5	Chassis no. from:354476	2013710L	Drive Shaft	48T	40	31	56.5	52	552
	2005.04 2010.12	AT	F	L	AWD Engine D 5244 T4	Chassis no. from:354476	2013710L	Drive Shaft	48T	40	31	56.5	52	552
D5 (136 kw)	2011.01 2014.12	AT	F	L	AWD Engine D 5244 T18	Chassis no. from:354476	2013710L	Drive Shaft	48T	40	31	56.5	52	552
D5 (147 kw)	2013.11 2014.09	AT	F	L	AWD Engine D 5244 T18	Chassis no. from:354476	2013710L	Drive Shaft	48T	40	31	56.5	52	552
V8 (232 kw)	2005.01 2010.12	AT	F	L	AWD Engine B 8444 S	Date to:2007.12;Chassis no. from:367134	2013710L	Drive Shaft	48T	40	31	56.5	52	552
	2005.01 2010.12	AT	F	R	AWD Engine B 8444 S	Chassis no.to:367133;Date to:2007.12	2014040L	Drive Shaft	48T	36	28	56.5	55	1031
VW														
AMAROK (2HA, 2HB, S1B, S6B, S7A, S7B)														
2.0 BiTDI (120 kw)	2010.09 2012.08	6AT/6MT	F	L/R	AWD Engine CDCA		2611730L	Drive Shaft		28		64.8	44.5	462
2.0 BiTDI (132 kw)	2011.11	6MT/8AT	F	L/R	AWD Engine CNEA, CSHA		2611730L	Drive Shaft		28		64.8	44.5	462
2.0 TDI (103 kw)	2012.06	6MT	F	L/R	AWD Engine CNFB		2611730L	Drive Shaft		28		64.8	44.5	462
2.0 TDI (90 kw)	2010.09 2013.10	6MT	F	L/R	AWD Engine CDBA, CNFA		2611730L	Drive Shaft		28		64.8	44.5	462
3.0 TDI (120 kw)	2016.06	6MT	F	L/R	AWD Engine DDXA		2611730L	Drive Shaft		28		64.8	44.5	462
3.0 TDI (150 kw)	2016.06	6MT/8AT	F	L/R	AWD Engine DDXB		2611730L	Drive Shaft		28		64.8	44.5	462
3.0 TDI (165 kw)	2016.06	8AT	F	L/R	AWD Engine DDXC		2611730L	Drive Shaft		28		64.8	44.5	462
3.0 TDI (190 kw)	2018.05	8AT	F	L/R	AWD Engine DDXE		2611730L	Drive Shaft		28		64.8	44.5	462





	 YEAR	TRANSM.	F/R	L/R	DRIVE TYPE & ENGINE	REMARKS	GSP Ref.	 PRODUCT	 ABS	Technical Specifications					
										A	B	C	H	L	
VW															
AMAROK (S1B, S6B, S7B)															
2.0 BiTDI (132 kw)	2011.09	2019.07	6MT	F	L/R	Engine CNEA, CSHA	Engine Code:CNEA,CSHA	2611730L	Drive Shaft		28	64.8	44.5	462	
	2011.09	2019.07	6MT/8AT	F	L/R	AWD Engine CNEA, CSHA		2611730L	Drive Shaft		28	64.8	44.5	462	
2.0 TDI (103 kw)	2011.09	2016.10	6MT	F	L/R	AWD Engine CNFB		2611730L	Drive Shaft		28	64.8	44.5	462	
3.0 TDI (150 kw)	2016.06		8AT	F	L/R	AWD Engine DDXB	For PR code:0FA/0FU	2611730L	Drive Shaft		28	64.8	44.5	462	
	2016.06		8AT	F	L/R	AWD Engine DDXB	Date to:2017.07,For PR code:0FX	2611730L	Drive Shaft		28	64.8	44.5	462	
3.0 TDI (190 kw)	2018.05		8AT	F	L/R	AWD Engine DDXE		2611730L	Drive Shaft		28	64.8	44.5	462	
ARTEON (3H7, 3H8)															
2.0 TDI (110 kw)	2017.03	2019.11	6DCT	F	R	Engine DBGA, DFGA, DSRA, DSRB, DTTA, DTSB		2613450L	Drive Shaft		36	59.5	40	774	
	2017.03	2019.11	7DCT	F	L	Engine DBGA, DFGA, DSRA, DSRB, DTTA, DTSB		2023510L	Drive Shaft		36	37	59.5	40	570
	2017.03	2019.11	6MT	F	L	Engine DBGA, DFGA, DSRA, DSRB, DTTA, DTSB		2611000L	Drive Shaft		36	59.5	40.5	514	
	2017.03	2019.11	6MT	F	R	Engine DBGA, DFGA, DSRA, DSRB, DTTA, DTSB		2613410L	Drive Shaft		36	59.5	40.5	806	
2.0 TDI (140 kw)	2017.05	2020.06	6MT	F	L	Engine DFHA		2611000L	Drive Shaft		36	59.5	40.5	514	
	2017.05	2020.06	7AT	F	L	AWD Engine DFHA		2023510L	Drive Shaft		36	37	59.5	40	570
	2017.05	2020.06	7DCT	F	L	Engine DFHA		2023510L	Drive Shaft		36	37	59.5	40	570
	2017.05	2020.06	6MT	F	R	Engine DFHA		2613410L	Drive Shaft		36	59.5	40.5	806	
2.0 TDI (176 kw)	2017.03	2020.07	7AT	F	L	AWD Engine CUAA		2023510L	Drive Shaft		36	37	59.5	40	570
2.0 TSI (200 kw)	2018.04		7AT	F	R	AWD Engine DLRB, DNUA		2018890L	Drive Shaft		36	59.5	40	614	
2.0 TSI (206 kw)	2017.04	2020.06	7AT	F	R	AWD Engine DJHC		2018890L	Drive Shaft		36	59.5	40	614	
BEETLE (5C1, 5C2)/BJALLA															
1.4 TSI (110 kw)	2014.12	2019.07	6MT/7AT	F	L	Engine CZDA		2612810L	Drive Shaft		36	59.5	40.5	525	
1.6 TDI (77 kw)	2011.10	2016.07	7DCT	F	R	Engine CAYC		2613410L	Drive Shaft		36	59.5	40.5	806	
	2011.10	2016.07	7DCT	F	L	Engine CAYC		2612810L	Drive Shaft		36	59.5	40.5	525	
2.0 TDI (103 kw)	2011.04	2016.07	6MT	F	R	Engine CFFB (04.12-07.16), CJAA (04.11-07.16)		2613410L	Drive Shaft		36	59.5	40.5	806	
2.0 TDI (110 kw)	2014.07	2018.09	6MT	F	R	Engine CUBR (03.14-), CVCA (07.14-03.16), DELA (06.15-)		2613410L	Drive Shaft		36	59.5	40.5	806	
2.0 TDI (81 kw)	2014.06	2018.09	7DCT	F	R	Engine CUUA		2613410L	Drive Shaft		36	59.5	40.5	806	
	2014.06	2018.09	7DCT	F	L	Engine CUUA		2612810L	Drive Shaft		36	59.5	40.5	525	
2.0 TSI (147 kw)	2011.04	2016.07	6DCT	F	L	Engine CBFA (04.11-07.16), CCTA (04.11-07.16), CCZA (07.11-07.16)		2018960L	Drive Shaft		36	59.5	40	500	
	2011.04	2016.07	6DCT	F	R	Engine CBFA (04.11-07.16), CCTA (04.11-07.16), CCZA (07.11-07.16)		2033130L	Drive Shaft		36	59.5	40.5	794	
2.0 TSI (155 kw)	2012.12	2019.07	6DCT	F	R	Engine CPLA (07.16-), CPPA (12.13-12.16)		2033130L	Drive Shaft		36	59.5	40.5	794	
	2012.12	2019.07	6DCT	F	L	Engine CPLA (07.16-), CPPA (12.13-12.16)		2018960L	Drive Shaft		36	59.5	40	500	
2.0 TSI (162 kw)	2014.12	2018.09	6MT/6DCT	F	L	Engine CULC (12.14-)		2018960L	Drive Shaft		36	59.5	40	500	
BEETLE (5C7, 5C8)															
1.4 TSI (110 kw)	2014.12	2018.09	6MT/7AT	F	L	Engine CZDA		2612810L	Drive Shaft		36	59.5	40.5	525	
1.6 TDI (77 kw)	2011.12	2016.07	7DCT	F	R	Engine CAYC		2613410L	Drive Shaft		36	59.5	40.5	806	
	2011.12	2016.07	7DCT	F	L	Engine CAYC		2612810L	Drive Shaft		36	59.5	40.5	525	
2.0 TDI (103 kw)	2012.04	2016.07	6MT	F	R	Engine CFFB, CJAA		2613410L	Drive Shaft		36	59.5	40.5	806	
2.0 TDI (110 kw)	2014.09	2018.09	6MT	F	R	Engine CUUB, CVCA, DELA		2613410L	Drive Shaft		36	59.5	40.5	806	
2.0 TDI (81 kw)	2014.06	2018.09	7DCT	F	R	Engine CUUA		2613410L	Drive Shaft		36	59.5	40.5	806	
	2014.06	2018.09	7DCT	F	L	Engine CUUA		2612810L	Drive Shaft		36	59.5	40.5	525	
2.0 TSI (147 kw)	2011.12	2016.07	6DCT	F	R	Engine CBFA, CCTA, CCZA		2033130L	Drive Shaft		36	59.5	40.5	794	
	2011.12	2016.07	6DCT	F	L	Engine CBFA, CCTA, CCZA		2018960L	Drive Shaft		36	59.5	40	500	
2.0 TSI (155 kw)	2012.12	2019.07	6DCT	F	R	Engine CPLA, CPPA		2033130L	Drive Shaft		36	59.5	40.5	794	
	2012.12	2019.07	6MT/6DCT	F	L	Engine CPLA, CPPA		2018960L	Drive Shaft		36	59.5	40	500	
2.0 TSI (162 kw)	2014.12	2018.09	6MT/6DCT	F	L	Engine CULC		2018960L	Drive Shaft		36	59.5	40	500	
CADDY ALLTRACK (SAA)															
1.2 TSI (62 kw)	2015.06		5MT	F	L	Engine CYVC		2612820L	Drive Shaft		36	59.5	40	523	
	2015.06		5MT	F	R	Engine CYVC		2613070L	Drive Shaft		36	59.5	40	820	
1.4 TGI CNG (81 kw)	2015.06		6MT	F	L	Engine CPWA		2611000L	Drive Shaft		36	59.5	40.5	514	
	2015.06		6MT	F	R	Engine CPWA		2613410L	Drive Shaft		36	59.5	40.5	806	
1.4 TSI (92 kw)	2015.05		6MT	F	L	Engine CZCB		2611000L	Drive Shaft		36	59.5	40.5	514	
	2015.05		6MT	F	R	Engine CZCB		2613410L	Drive Shaft		36	59.5	40.5	806	
1.4 TSI (96 kw)	2019.06		7AT	F	L	Engine DJKD		2611000L	Drive Shaft		36	59.5	40.5	514	
1.6 TDI (55 kw)	2015.05	2017.11	5MT	F	L	Engine CAYE	For special-purpose vehicles	2611000L	Drive Shaft		36	59.5	40.5	514	
	2015.05	2017.11	5MT	F	R	Engine CAYE	For special-purpose vehicles	2613410L	Drive Shaft		36	59.5	40.5	806	
1.6 TDI (75 kw)	2015.05		5MT/7AT	F	L	Engine CAYD	For special-purpose vehicles	2611000L	Drive Shaft		36	59.5	40.5	514	
	2015.05		5MT/7AT	F	R	Engine CAYD	For special-purpose vehicles	2613410L	Drive Shaft		36	59.5	40.5	806	
2.0 TDI (103 kw)	2015.05		6DCT	F	L	Engine CFHC, CLCB		2540130L	Drive Shaft		36	59.5	40.5	482	
	2015.05		6MT	F	L	Engine CFHC, CLCB		2032950L	Drive Shaft		36	59.5	40.5	486	
2.0 TDI (110 kw)	2015.05		6DCT	F	L	Engine CUUB (05.15-11.15), DFSB (11.15-)		2540130L	Drive Shaft		36	59.5	40.5	482	
	2015.05		6MT	F	L	Engine CUUB (05.15-11.15), DFSB (11.15-)		2032950L	Drive Shaft		36	59.5	40.5	486	
	2015.05		6DCT	F	R	Engine CUUB (05.15-11.15), DFSB (11.15-)		2033540L	Drive Shaft		36	59.5	40.5	760	
2.0 TDI (55 kw)	2015.05		5MT	F	R	Engine CUUF (05.15-11.15), DFSB (11.15-07.16), DFSB (11.15-)		2612830L	Drive Shaft		36	59.5	40	815	
	2015.05		5MT	F	L	Engine CUUF (05.15-11.15), DFSB (11.15-07.16), DFSB (11.15-)	for special-purpose vehicles	2611000L	Drive Shaft		36	59.5	40.5	514	
	2015.05		5MT	F	L	Engine CUUF (05.15-11.15), DFSB (11.15-07.16), DFSB (11.15-)		2612820L	Drive Shaft		36	59.5	40	523	
	2015.05		5MT	F	R	Engine CUUF (05.15-11.15), DFSB (11.15-07.16), DFSB (11.15-)	for special-purpose vehicles	2613410L	Drive Shaft		36	59.5	40.5	806	
2.0 TDI (75 kw)	2015.05		5MT	F	L	Engine CUUD (05.15-11.15), DFSB (11.15-)		2611000L	Drive Shaft		36	59.5	40.5	514	





	 YEAR	TRANSM.	F/R	L/R	DRIVE TYPE & ENGINE	REMARKS	GSP Ref.	 PRODUCT	 ABS	Technical Specifications				
										A	B	C	H	L
VW														
CADDY ALLTRACK (SAA)														
2.0 TDI (75 kw)	2015.05		6DCT	F	L	Engine CUUD (05.15-11.15), DFSD (11.15-)		2540130L	Drive Shaft	36	59.5	40.5	482	
	2015.05		6DCT	F	R	Engine CUUD (05.15-11.15), DFSD (11.15-)		2033540L	Drive Shaft	36	59.5	40.5	760	
	2015.05		5MT	F	R	Engine CUUD (05.15-11.15), DFSD (11.15-)		2613410L	Drive Shaft	36	59.5	40.5	806	
CADDY ALLTRACK (SAB)														
1.2 TSI (62 kw)	2015.06		5MT	F	L	Engine CYVC		2612820L	Drive Shaft	36	59.5	40	523	
	2015.06		5MT	F	R	Engine CYVC		2613070L	Drive Shaft	36	59.5	40	820	
1.4 TGI CNG (81 kw)	2015.06		6MT	F	L	Engine CPWA		2611000L	Drive Shaft	36	59.5	40.5	514	
	2015.06		6DCT	F	L	Engine CPWA		2032950L	Drive Shaft	36	59.5	40.5	486	
	2015.06		6MT	F	R	Engine CPWA		2613410L	Drive Shaft	36	59.5	40.5	806	
1.4 TSI (92 kw)	2015.05		6MT/7AT	F	L	Engine CZCB		2611000L	Drive Shaft	36	59.5	40.5	514	
	2015.05		6MT	F	R	Engine CZCB		2613410L	Drive Shaft	36	59.5	40.5	806	
1.4 TSI (96 kw)	2018.07		6MT/7AT	F	L	Engine DJKD		2611000L	Drive Shaft	36	59.5	40.5	514	
	2018.07		6MT/7AT	F	R	Engine DJKD		2613410L	Drive Shaft	36	59.5	40.5	806	
1.6 TDI (55 kw)	2015.05	2017.11	5MT	F	L	Engine CAYE	For special-purpose vehicles	2611000L	Drive Shaft	36	59.5	40.5	514	
	2015.05	2017.11	5MT	F	R	Engine CAYE	For special-purpose vehicles	2613410L	Drive Shaft	36	59.5	40.5	806	
1.6 TDI (75 kw)	2015.05		5MT/7AT	F	L	Engine CAYD	For special-purpose vehicles	2611000L	Drive Shaft	36	59.5	40.5	514	
	2015.05		5MT/7AT	F	R	Engine CAYD	For special-purpose vehicles	2613410L	Drive Shaft	36	59.5	40.5	806	
2.0 TDI (103 kw)	2015.05		6DCT	F	L	Engine CFHC		2033810L	Drive Shaft	36	59.5	40	485	
	2015.05		6MT	F	L	Engine CFHC		2032950L	Drive Shaft	36	59.5	40.5	486	
	2015.05		6DCT	F	R	Engine CFHC		2033540L	Drive Shaft	36	59.5	40.5	760	
2.0 TDI (110 kw)	2015.05		6DCT	F	L	Engine CUUB, DFSB		2540130L	Drive Shaft	36	59.5	40.5	482	
	2015.05		6MT	F	L	Engine CUUB, DFSB		2032950L	Drive Shaft	36	59.5	40.5	486	
	2015.05		6DCT	F	R	Engine CUUB, DFSB		2033540L	Drive Shaft	36	59.5	40.5	760	
2.0 TDI (55 kw)	2015.05		5MT	F	R	Engine CUUF, DFSF		2612830L	Drive Shaft	36	59.5	40	815	
	2015.05		5MT	F	L	Engine CUUF, DFSF	for special-purpose vehicles	2611000L	Drive Shaft	36	59.5	40.5	514	
	2015.05		5MT	F	L	Engine CUUF, DFSF		2612820L	Drive Shaft	36	59.5	40	523	
	2015.05		5MT	F	R	Engine CUUF, DFSF	for special-purpose vehicles	2613410L	Drive Shaft	36	59.5	40.5	806	
2.0 TDI (75 kw)	2015.05		5MT	F	L	Engine CUUD, DFSD		2611000L	Drive Shaft	36	59.5	40.5	514	
	2015.05		6DCT	F	L	Engine CUUD, DFSD		2540130L	Drive Shaft	36	59.5	40.5	482	
	2015.05		6DCT	F	R	Engine CUUD, DFSD		2033540L	Drive Shaft	36	59.5	40.5	760	
	2015.05		5MT	F	R	Engine CUUD, DFSD		2613410L	Drive Shaft	36	59.5	40.5	806	
CADDY III (2KA, 2KH, 2CA, 2CH)														
1.2 TSI (63 kw)	2010.09	2015.05	5MT	F	L	Engine CBZA		2611000L	Drive Shaft	36	59.5	40.5	514	
	2010.09	2015.05	5MT	F	R	Engine CBZA		2610960L	Drive Shaft	36	59.5	40	800	
1.2 TSI (77 kw)	2010.09	2015.05	5MT	F	L	Engine CBZB		2611000L	Drive Shaft	36	59.5	40.5	514	
	2010.09	2015.05	5MT	F	R	Engine CBZB		2610960L	Drive Shaft	36	59.5	40	800	
1.4 (55 kw)	2004.03	2006.05	5MT	F	L	Engine BCA (03.04-.)		2612010L	Drive Shaft	36	59.5	40	536	
1.4 (59 kw)	2006.05	2010.08	5MT	F	L	Engine BUD		2612010L	Drive Shaft	36	59.5	40	536	
1.6 (75 kw)	2004.04	2015.05	5MT	F	R	Engine BGU, BSE, BSF		2610420L	Drive Shaft	36	59.5	40	814	
	2004.04	2015.05	5MT	F	L	Engine BGU, BSE, BSF	Model code:2CA/2KA	2033730L	Drive Shaft	36	59.5	40	517	
	2004.04	2015.05	5MT	F	L	Engine BGU, BSE, BSF	Model code:2KH	2612820L	Drive Shaft	36	59.5	40	523	
1.6 BiFuel (75 kw)	2011.05	2015.05	5MT	F	R	Engine CHGA		2610420L	Drive Shaft	36	59.5	40	814	
	2011.05	2015.05	5MT	F	L	Engine CHGA	Date from:2011.08	2612820L	Drive Shaft	36	59.5	40	523	
1.6 TDI (55 kw)	2010.08	2015.05	5MT	F	R	Engine CAYE	Date from:2014.04	2612830L	Drive Shaft	36	59.5	40	815	
	2010.08	2015.05	5MT	F	L	Engine CAYE	Date to:2014.03	2611000L	Drive Shaft	36	59.5	40.5	514	
	2010.08	2015.05	5MT	F	L	Engine CAYE	for special-purpose vehicles	2611000L	Drive Shaft	36	59.5	40.5	514	
	2010.08	2015.05	5MT	F	L	Engine CAYE	Date from:2014.04	2612820L	Drive Shaft	36	59.5	40	523	
	2010.08	2015.05	5MT	F	R	Engine CAYE	for special-purpose vehicles. Date to:2014.03	2613410L	Drive Shaft	36	59.5	40.5	806	
1.6 TDI (75 kw)	2010.08	2015.05	5MT	F	L	Engine CAYD		2611000L	Drive Shaft	36	59.5	40.5	514	
	2010.08	2015.05	5MT	F	R	Engine CAYD		2613410L	Drive Shaft	36	59.5	40.5	806	
1.9 TDI (55 kw)	2005.09	2010.08	5MT	F	L	Engine BSU		2611000L	Drive Shaft	36	59.5	40.5	514	
	2005.09	2010.08	5MT	F	R	Engine BSU		2613410L	Drive Shaft	36	59.5	40.5	806	
1.9 TDI (77 kw)	2004.04	2010.08	5MT	F	L	Engine BJB (04.04-), BLS		2611000L	Drive Shaft	36	59.5	40.5	514	
	2004.04	2010.08	6DCT	F	L	Engine BJB (04.04-), BLS	chassis no. to:2K8200000	2540130L	Drive Shaft	36	59.5	40.5	482	
	2004.04	2010.08	6DCT	F	L	Engine BJB (04.04-), BLS	Chassis no. from:2K9000001	2033810L	Drive Shaft	36	59.5	40	485	
	2004.04	2010.08	6DCT	F	R	Engine BJB (04.04-), BLS		2540110L	Drive Shaft	36	59.5	40.5	760	
	2004.04	2010.08	5MT	F	R	Engine BJB (04.04-), BLS		2613410L	Drive Shaft	36	59.5	40.5	806	
	2008.11	2010.08	6MT	F	R	AWD Engine BLS		2032660L	Drive Shaft	36	59.5	40.5	601	
2.0 EcoFuel (80 kw)	2006.04	2015.05	5MT	F	L	Engine BSX	Chassis no. to:2KB005000	2033730L	Drive Shaft	36	59.5	40	517	
	2006.04	2015.05	5MT	F	R	Engine BSX	Chassis no. to:2KB005000 Chassis no. from:2K8200001 Date from:2011.08	2610420L	Drive Shaft	36	59.5	40	814	
	2006.04	2015.05	5MT	F	L	Engine BSX	Chassis no. from:2KB200001	2612820L	Drive Shaft	36	59.5	40	523	
	2006.04	2015.05	5MT	F	L	Engine BSX	Date from:2011.08	2612820L	Drive Shaft	36	59.5	40	523	
2.0 SDI (51 kw)	2004.03	2010.08	5MT	F	R	Engine BDJ (03.04-), BST		2610420L	Drive Shaft	36	59.5	40	814	
	2004.03	2010.08	5MT	F	L	Engine BDJ (03.04-), BST		2033730L	Drive Shaft	36	59.5	40	517	
2.0 TDI (103 kw)	2007.09	2010.08	6MT	F	R	Engine BMM		2611470L	Drive Shaft	36	59.5	40.5	795	





	 YEAR	TRANSM.	F/R	L/R	DRIVE TYPE & ENGINE	REMARKS	GSP Ref.	 PRODUCT	 ABS	Technical Specifications				
										A	B	C	H	L
VW														
CADDY III (2KA, 2KH, 2CA, 2CH)														
2.0 TDI (125 kw)	2012.05 2015.05	6AT	F	L	Engine CFJA		2540130L	Drive Shaft		36	59.5	40.5	482	
	2012.05 2015.05	6DCT	F	L	Engine CFJA		2033810L	Drive Shaft		36	59.5	40	485	
	2012.05 2015.05	6AT	F	R	Engine CFJA		2540110L	Drive Shaft		36	59.5	40.5	760	
2.0 TDI (62 kw)	2010.11 2015.05	6MT	F	R	Engine CFHE		2611470L	Drive Shaft		36	59.5	40.5	795	
2.0 TDI (81 kw)	2010.08 2015.05	6MT	F	R	AWD Engine CFHF		2032660L	Drive Shaft		36	59.5	40.5	601	
	2010.08 2015.05	5MT	F	L	Engine CLCA		2611000L	Drive Shaft		36	59.5	40.5	514	
	2010.08 2015.05	6MT	F	L	AWD Engine CFHF		2032950L	Drive Shaft		36	59.5	40.5	486	
	2010.08 2015.05	5MT	F	R	Engine CLCA		2613410L	Drive Shaft		36	59.5	40.5	806	
2.0 TDI 16V (103 kw)	2010.11 2015.05	6DCT	F	R	Engine CFHC, CLCB		2540110L	Drive Shaft		36	59.5	40.5	760	
	2010.11 2015.05	AT	F	R	AWD Engine CFHC		2540110L	Drive Shaft		36	59.5	40.5	760	
	2010.11 2015.05	6MT	F	R	Engine CFHC, CLCB		2611470L	Drive Shaft		36	59.5	40.5	795	
	2010.11 2015.05	6DCT	F	L	Engine CFHC, CLCB		2540130L	Drive Shaft		36	59.5	40.5	482	
CADDY III (2KB, 2KJ, 2CB, 2CJ)														
1.2 TSI (63 kw)	2010.09 2015.05	5MT	F	R	Engine CBZA		2610960L	Drive Shaft		36	59.5	40	800	
	2010.09 2015.05	5MT	F	L	Engine CBZA		2611000L	Drive Shaft		36	59.5	40.5	514	
1.2 TSI (77 kw)	2010.09 2015.05	5MT	F	R	Engine CBZB		2610960L	Drive Shaft		36	59.5	40	800	
	2010.09 2015.05	5MT	F	L	Engine CBZB		2611000L	Drive Shaft		36	59.5	40.5	514	
1.4 (55 kw)	2004.03 2006.05	5MT	F	L	Engine BCA (03.04-.)		2612010L	Drive Shaft		36	59.5	40	536	
1.4 (59 kw)	2006.05 2010.08	5MT	F	L	Engine BUD		2612010L	Drive Shaft		36	59.5	40	536	
1.6 (75 kw)	2004.04 2015.05	5MT	F	R	Engine BGU, BSE, BSF		2610420L	Drive Shaft		36	59.5	40	814	
	2004.04 2015.05	5MT	F	L	Engine BGU, BSE, BSF	Model code:2CB/2KB	2033730L	Drive Shaft		36	59.5	40	517	
	2004.04 2015.05	5MT	F	L	Engine BGU, BSE, BSF	Model code:2KJ	2612820L	Drive Shaft		36	59.5	40	523	
1.6 BiFuel (75 kw)	2011.05 2015.05	5MT	F	R	Engine CHGA		2610420L	Drive Shaft		36	59.5	40	814	
1.6 TDI (55 kw)	2010.08 2015.05	5MT	F	R	Engine CAYE	Date from:2014.04	2612830L	Drive Shaft		36	59.5	40	815	
	2010.08 2015.05	5MT	F	L	Engine CAYE	Date to:2014.03	2611000L	Drive Shaft		36	59.5	40.5	514	
	2010.08 2015.05	5MT	F	L	Engine CAYE	for special-purpose vehicles	2611000L	Drive Shaft		36	59.5	40.5	514	
	2010.08 2015.05	5MT	F	L	Engine CAYE	Date from:2014.04	2612820L	Drive Shaft		36	59.5	40	523	
	2010.08 2015.05	5MT	F	R	Engine CAYE	for special-purpose vehicles. Date to:2014.03	2613410L	Drive Shaft		36	59.5	40.5	806	
1.6 TDI (75 kw)	2010.08 2015.05	5MT	F	L	Engine CAYD		2611000L	Drive Shaft		36	59.5	40.5	514	
	2010.08 2015.05	5MT	F	R	Engine CAYD		2613410L	Drive Shaft		36	59.5	40.5	806	
1.9 TDI (55 kw)	2005.09 2010.08	5MT	F	L	Engine BSU		2611000L	Drive Shaft		36	59.5	40.5	514	
	2005.09 2010.08	5MT	F	R	Engine BSU		2613410L	Drive Shaft		36	59.5	40.5	806	
1.9 TDI (77 kw)	2004.04 2010.08	5MT	F	L	Engine BJB (04.04-), BLS		2611000L	Drive Shaft		36	59.5	40.5	514	
	2004.04 2010.08	6DCT	F	L	Engine BJB (04.04-), BLS	chassis no. to:2K8200000	2540130L	Drive Shaft		36	59.5	40.5	482	
	2004.04 2010.08	6DCT	F	L	Engine BJB (04.04-), BLS	Chassis no. from:2K9000001	2033810L	Drive Shaft		36	59.5	40	485	
	2004.04 2010.08	6DCT	F	R	Engine BJB (04.04-), BLS		2540110L	Drive Shaft		36	59.5	40.5	760	
	2004.04 2010.08	5MT	F	R	Engine BJB (04.04-), BLS		2613410L	Drive Shaft		36	59.5	40.5	806	
	2008.05 2010.08	6MT	F	R	AWD Engine BLS		2032660L	Drive Shaft		36	59.5	40.5	601	
	2008.05 2010.08	6MT	F	L	AWD Engine BLS		2032950L	Drive Shaft		36	59.5	40.5	486	
2.0 EcoFuel (80 kw)	2006.04 2015.05	5MT	F	R	Engine BSX	Chassis no. to:2K8000000; Chassis no. from:2K8200001; Date from:2011.08	2610420L	Drive Shaft		36	59.5	40	814	
	2006.04 2015.05	5MT	F	L	Engine BSX	Chassis no. to:2KB005000	2033730L	Drive Shaft		36	59.5	40	517	
	2006.04 2015.05	5MT	F	L	Engine BSX	Chassis no. from:2KB200001	2612820L	Drive Shaft		36	59.5	40	523	
	2006.04 2015.05	5MT	F	L	Engine BSX	Date from:2011.08	2612820L	Drive Shaft		36	59.5	40	523	
2.0 SDI (51 kw)	2004.03 2010.08	5MT	F	R	Engine BDJ (03.04-), BST		2610420L	Drive Shaft		36	59.5	40	814	
	2004.03 2010.08	5MT	F	L	Engine BDJ (03.04-), BST		2033730L	Drive Shaft		36	59.5	40	517	
2.0 TDI (103 kw)	2007.09 2010.08	6MT	F	R	Engine BMM		2611470L	Drive Shaft		36	59.5	40.5	795	
	2007.09 2010.08	6MT	F	L	Engine BMM		2033800L	Drive Shaft		36	59.5	40	487	
	2007.09 2010.08	6MT	F	R	Engine BMM		2033130L	Drive Shaft		36	59.5	40.5	794	
2.0 TDI (125 kw)	2012.05 2015.05	6AT	F	L	Engine CFJA		2540130L	Drive Shaft		36	59.5	40.5	482	
	2012.05 2015.05	6DCT	F	L	Engine CFJA		2033810L	Drive Shaft		36	59.5	40	485	
	2012.05 2015.05	6AT	F	R	Engine CFJA		2540110L	Drive Shaft		36	59.5	40.5	760	
2.0 TDI (81 kw)	2010.08 2015.05	6MT	F	R	AWD Engine CFHF		2032660L	Drive Shaft		36	59.5	40.5	601	
	2010.08 2015.05	5MT	F	L	Engine CLCA		2611000L	Drive Shaft		36	59.5	40.5	514	
	2010.08 2015.05	6MT	F	L	AWD Engine CFHF		2032950L	Drive Shaft		36	59.5	40.5	486	
	2010.08 2015.05	5MT	F	R	Engine CLCA		2613410L	Drive Shaft		36	59.5	40.5	806	
2.0 TDI 16V (103 kw)	2010.11 2015.05	6DCT	F	R	Engine CFHC, CLCB		2540110L	Drive Shaft		36	59.5	40.5	760	
	2010.11 2015.05	AT	F	R	AWD Engine CFHC		2540110L	Drive Shaft		36	59.5	40.5	760	
	2010.11 2015.05	6MT	F	R	Engine CFHC, CLCB		2611470L	Drive Shaft		36	59.5	40.5	795	
	2010.11 2015.05	6DCT	F	L	Engine CFHC, CLCB		2540130L	Drive Shaft		36	59.5	40.5	482	
CADDY IV (SAA, SAH)														
1.2 TSI (62 kw)	2015.06 2020.09	5MT	F	L	Engine CYVC		2612820L	Drive Shaft		36	59.5	40	523	
	2015.06 2020.09	5MT	F	R	Engine CYVC		2613070L	Drive Shaft		36	59.5	40	820	
1.4 TGI CNG (81 kw)	2015.06 2020.09	6MT	F	L	Engine CPWA		2611000L	Drive Shaft		36	59.5	40.5	514	
	2015.06 2020.09	6DCT	F	L	Engine CPWA		2032950L	Drive Shaft		36	59.5	40.5	486	
	2015.06 2020.09	6MT	F	R	Engine CPWA		2613410L	Drive Shaft		36	59.5	40.5	806	
1.4 TSI (92 kw)	2015.05 2020.09	6MT	F	L	Engine CZCB		2611000L	Drive Shaft		36	59.5	40.5	514	





	 YEAR	TRANSM.	F/R	L/R	DRIVE TYPE & ENGINE	REMARKS	GSP Ref.	 PRODUCT	 ABS	Technical Specifications				
										A	B	C	H	L
VW														
CADDY IV (SAA, SAH)														
1.4 TSI (92 kw)	2015.05 2020.09	6MT	F	R	Engine CZCB		2613410L	Drive Shaft		36	59.5	40.5	806	
1.4 TSI (96 kw)	2019.06 2020.09	7AT	F	L	Engine DJKD		2611000L	Drive Shaft		36	59.5	40.5	514	
	2019.06 2020.09	6MT	F	R	Engine DJKD		2613410L	Drive Shaft		36	59.5	40.5	806	
1.6 (81 kw)	2015.11 2020.09	5MT	F	L	Engine CWVA		2612820L	Drive Shaft		36	59.5	40	523	
	2015.11 2020.09	5MT	F	R	Engine CWVA		2613070L	Drive Shaft		36	59.5	40	820	
1.6 TDI (55 kw)	2015.05 2017.11	5MT	F	R	Engine CAYE		2612830L	Drive Shaft		36	59.5	40	815	
	2015.05 2017.11	5MT	F	L	Engine CAYE	for special-purpose vehicles	2611000L	Drive Shaft		36	59.5	40.5	514	
	2015.05 2017.11	5MT	F	L	Engine CAYE		2612820L	Drive Shaft		36	59.5	40	523	
	2015.05 2017.11	5MT	F	R	Engine CAYE	for special-purpose vehicles	2613410L	Drive Shaft		36	59.5	40.5	806	
1.6 TDI (75 kw)	2015.05 2020.09	5MT	F	L	Engine CAYD		2611000L	Drive Shaft		36	59.5	40.5	514	
	2015.05 2020.09	5MT	F	R	Engine CAYD		2613410L	Drive Shaft		36	59.5	40.5	806	
2.0 TDI (103 kw)	2015.05 2020.09	6DCT	F	L	Engine CFHC, CLCB		2540130L	Drive Shaft		36	59.5	40.5	482	
	2015.05 2020.09	6MT	F	L	Engine CFHC, CLCB		2032950L	Drive Shaft		36	59.5	40.5	486	
	2015.05 2020.09	DCT	F	L	AWD Engine CFHC	Type:Caddy/Caddy Maxi/Caddy Alltrack	2540130L	Drive Shaft		36	59.5	40.5	482	
	2015.05 2020.09	6DCT	F	R	Engine CFHC, CLCB		2033540L	Drive Shaft		36	59.5	40.5	760	
2.0 TDI (110 kw)	2015.05 2020.09	6DCT	F	L	Engine CUUB (-11.15), DFSB (11.15-)		2540130L	Drive Shaft		36	59.5	40.5	482	
	2015.05 2020.09	6MT	F	L	Engine CUUB (-11.15), DFSB (11.15-)		2032950L	Drive Shaft		36	59.5	40.5	486	
	2015.05 2020.09	6DCT	F	R	Engine CUUB (-11.15), DFSB (11.15-)		2033540L	Drive Shaft		36	59.5	40.5	760	
2.0 TDI (55 kw)	2015.05 2020.09	5MT	F	R	Engine CUUF (-11.15), DFSF (11.15-)		2612830L	Drive Shaft		36	59.5	40	815	
	2015.05 2020.09	5MT	F	L	Engine CUUF (-11.15), DFSF (11.15-)	for special-purpose vehicles	2611000L	Drive Shaft		36	59.5	40.5	514	
	2015.05 2020.09	5MT	F	L	Engine CUUF (-11.15), DFSF (11.15-)		2612820L	Drive Shaft		36	59.5	40	523	
	2015.05 2020.09	6MT	F	L	Engine CUUF (-11.15), DFSF (11.15-)		2032950L	Drive Shaft		36	59.5	40.5	486	
	2015.05 2020.09	5MT	F	R	Engine CUUF (-11.15), DFSF (11.15-)	for special-purpose vehicles	2613410L	Drive Shaft		36	59.5	40.5	806	
2.0 TDI (75 kw)	2015.05 2020.09	5MT	F	L	Engine CUUD (-11.15), DFSD (11.15-)		2611000L	Drive Shaft		36	59.5	40.5	514	
	2015.05 2020.09	6DCT	F	L	Engine CUUD (-11.15), DFSD (11.15-)		2540130L	Drive Shaft		36	59.5	40.5	482	
	2015.05 2020.09	5MT	F	R	Engine CUUD (-11.15), DFSD (11.15-)		2613410L	Drive Shaft		36	59.5	40.5	806	
	2015.05 2020.09	6DCT	F	R	Engine CUUD (-11.15), DFSD (11.15-)		2033540L	Drive Shaft		36	59.5	40.5	760	
CADDY IV (SAB, SAJ)														
1.2 TSI (62 kw)	2015.06 2020.09	5MT	F	L	Engine CYVC		2612820L	Drive Shaft		36	59.5	40	523	
	2015.06 2020.09	5MT	F	R	Engine CYVC		2613070L	Drive Shaft		36	59.5	40	820	
1.4 TGI CNG (81 kw)	2015.06 2020.09	6MT	F	L	Engine CPWA		2611000L	Drive Shaft		36	59.5	40.5	514	
	2015.06 2020.09	6DCT	F	L	Engine CPWA		2032950L	Drive Shaft		36	59.5	40.5	486	
	2015.06 2020.09	6MT	F	R	Engine CPWA		2613410L	Drive Shaft		36	59.5	40.5	806	
1.4 TSI (92 kw)	2015.05 2020.09	6MT	F	L	Engine CZCB		2611000L	Drive Shaft		36	59.5	40.5	514	
	2015.05 2020.09	6MT	F	R	Engine CZCB		2613410L	Drive Shaft		36	59.5	40.5	806	
1.4 TSI (96 kw)	2018.07 2020.09	6MT/7AT	F	L	Engine DJKD		2611000L	Drive Shaft		36	59.5	40.5	514	
	2018.07 2020.09	6MT/7AT	F	R	Engine DJKD		2613410L	Drive Shaft		36	59.5	40.5	806	
1.6 (81 kw)	2015.11 2020.09	5MT	F	L	Engine CWVA		2612820L	Drive Shaft		36	59.5	40	523	
	2015.11 2020.09	5MT	F	R	Engine CWVA		2613070L	Drive Shaft		36	59.5	40	820	
1.6 TDI (55 kw)	2015.05 2017.11	5MT	F	R	Engine CAYE		2612830L	Drive Shaft		36	59.5	40	815	
	2015.05 2017.11	5MT	F	L	Engine CAYE	for special-purpose vehicles	2611000L	Drive Shaft		36	59.5	40.5	514	
	2015.05 2017.11	5MT	F	L	Engine CAYE		2612820L	Drive Shaft		36	59.5	40	523	
	2015.05 2017.11	5MT	F	R	Engine CAYE	for special-purpose vehicles	2613410L	Drive Shaft		36	59.5	40.5	806	
1.6 TDI (75 kw)	2015.05 2020.09	5MT	F	L	Engine CAYD		2611000L	Drive Shaft		36	59.5	40.5	514	
	2015.05 2020.09	5MT	F	R	Engine CAYD		2613410L	Drive Shaft		36	59.5	40.5	806	
2.0 TDI (103 kw)	2015.05 2020.09	6DCT	F	L	Engine CFHC, CLCB		2540130L	Drive Shaft		36	59.5	40.5	482	
	2015.05 2020.09	6MT	F	L	Engine CFHC, CLCB		2032950L	Drive Shaft		36	59.5	40.5	486	
	2015.05 2020.09	DCT	F	L	AWD Engine CFHC	Type:Caddy/Caddy Maxi/Caddy Alltrack	2540130L	Drive Shaft		36	59.5	40.5	482	
	2015.05 2020.09	6DCT	F	R	Engine CFHC, CLCB		2033540L	Drive Shaft		36	59.5	40.5	760	
2.0 TDI (110 kw)	2015.05 2020.09	6DCT	F	L	Engine CUUB (-11.15), DFSB (11.15-)		2540130L	Drive Shaft		36	59.5	40.5	482	
	2015.05 2020.09	6MT	F	L	Engine CUUB (-11.15), DFSB (11.15-)		2032950L	Drive Shaft		36	59.5	40.5	486	
	2015.05 2020.09	6DCT	F	R	Engine CUUB (-11.15), DFSB (11.15-)		2033540L	Drive Shaft		36	59.5	40.5	760	
2.0 TDI (55 kw)	2015.05 2020.09	5MT	F	R	Engine CUUF (-11.15), DFSF (11.15-)		2612830L	Drive Shaft		36	59.5	40	815	
	2015.05 2020.09	5MT	F	L	Engine CUUF (-11.15), DFSF (11.15-)	for special-purpose vehicles	2611000L	Drive Shaft		36	59.5	40.5	514	
	2015.05 2020.09	5MT	F	L	Engine CUUF (-11.15), DFSF (11.15-)		2612820L	Drive Shaft		36	59.5	40	523	
	2015.05 2020.09	5MT	F	R	Engine CUUF (-11.15), DFSF (11.15-)	for special-purpose vehicles	2613410L	Drive Shaft		36	59.5	40.5	806	
2.0 TDI (75 kw)	2015.05 2020.09	5MT	F	L	Engine CUUD (-11.15), DFSD (11.15-)		2611000L	Drive Shaft		36	59.5	40.5	514	
	2015.05 2020.09	6DCT	F	L	Engine CUUD (-11.15), DFSD (11.15-)		2540130L	Drive Shaft		36	59.5	40.5	482	
	2015.05 2020.09	5MT	F	R	Engine CUUD (-11.15), DFSD (11.15-)		2613410L	Drive Shaft		36	59.5	40.5	806	
	2015.05 2020.09	6DCT	F	R	Engine CUUD (-11.15), DFSD (11.15-)		2033540L	Drive Shaft		36	59.5	40.5	760	
CADDY V (SBA, SBH)														
TDi BMT (90 kw)	2020.09	7DCT	F	L	Engine DTRC		2023510L	Drive Shaft		36	37	59.5	40	570
CC B7 (358)														
1.4 TSI (110 kw)	2015.05 2016.12	6MT	F	L	Engine CZDA		2612820L	Drive Shaft		36	59.5	40	523	
	2015.05 2016.12	7DCT	F	L	Engine CZDA		2611000L	Drive Shaft		36	59.5	40.5	514	
	2015.05 2016.12	7DCT	F	R	Engine CZDA		2033130L	Drive Shaft		36	59.5	40.5	794	





	 YEAR	TRANSM.	F/R	L/R	DRIVE TYPE & ENGINE	REMARKS	GSP Ref.	 PRODUCT	 ABS	Technical Specifications				
										A	B	C	H	L
VW														
CC B7 (358)														
1.4 TSI (118 kw)	2011.11 2016.12	6MT	F	R	Engine CTHD		261096OL	Drive Shaft	36	59.5	40	800		
	2011.11 2016.12	6MT	F	L	Engine CTHD		261201OL	Drive Shaft	36	59.5	40	536		
	2011.11 2016.12	7DCT	F	R	Engine CTHD		201653OL	Drive Shaft	36	59.5	40.5	785		
	2011.11 2016.12	7DCT	F	L	Engine CTHD		261281OL	Drive Shaft	36	59.5	40.5	525		
1.4 TSI MultiFuel (118 kw)	2011.11 2016.12	6MT	F	R	Engine CKMA		261096OL	Drive Shaft	36	59.5	40	800		
	2011.11 2016.12	6MT	F	L	Engine CKMA		261201OL	Drive Shaft	36	59.5	40	536		
	2011.11 2016.12	7DCT	F	R	Engine CKMA		201653OL	Drive Shaft	36	59.5	40.5	785		
	2011.11 2016.12	7DCT	F	L	Engine CKMA		261281OL	Drive Shaft	36	59.5	40.5	525		
1.8 TSI (112 kw)	2011.11 2016.12	6MT	F	R	Engine CDAB		261341OL	Drive Shaft	36	59.5	40.5	806		
	2011.11 2016.12	7DCT	F	R	Engine CDAB		203313OL	Drive Shaft	36	59.5	40.5	794		
	2011.11 2016.12	6MT/7DCT	F	L	Engine CDAB		261100OL	Drive Shaft	36	59.5	40.5	514		
1.8 TSI (118 kw)	2011.11 2016.12	6MT	F	R	Engine CDAA		261341OL	Drive Shaft	36	59.5	40.5	806		
	2011.11 2016.12	7DCT	F	R	Engine CDAA		203313OL	Drive Shaft	36	59.5	40.5	794		
	2011.11 2016.12	7DCT	F	L	Engine CDAA		261100OL	Drive Shaft	36	59.5	40.5	514		
2.0 TDI (100 kw)	2011.11 2016.12	6DCT	F	L	Engine CFFA		254013OL	Drive Shaft	36	59.5	40.5	482		
	2011.11 2016.12	6MT	F	L	Engine CFFA		203295OL	Drive Shaft	36	59.5	40.5	486		
	2011.11 2016.12	6DCT	F	R	Engine CFFA		254011OL	Drive Shaft	36	59.5	40.5	760		
2.0 TDI (103 kw)	2011.11 2016.12	6MT	F	R	AWD Engine CFFB		203266OL	Drive Shaft	36	59.5	40.5	601		
	2011.11 2016.12	6MT	F	R	Engine CFFB		203313OL	Drive Shaft	36	59.5	40.5	794		
	2011.11 2016.12	6MT	F	L	Engine CFFB		203295OL	Drive Shaft	36	59.5	40.5	486		
	2011.11 2016.12	6DCT	F	R	Engine CFFB		254011OL	Drive Shaft	36	59.5	40.5	760		
	2011.11 2016.12	6DCT	F	L	Engine CFFB		254013OL	Drive Shaft	36	59.5	40.5	482		
	2011.11 2016.12	6MT	F	L	AWD Engine CFFB		203295OL	Drive Shaft	36	59.5	40.5	486		
2.0 TDI (110 kw)	2015.05 2016.12	AT	F	R	Engine CUVC		254011OL	Drive Shaft	36	59.5	40.5	760		
	2015.05 2016.12	6DCT	F	R	Engine CUVC		203354OL	Drive Shaft	36	59.5	40.5	760		
	2015.05 2016.12	6MT	F	R	Engine CUVC		203313OL	Drive Shaft	36	59.5	40.5	794		
2.0 TDI (125 kw)	2011.11 2016.12	6MT	F	R	Engine CFGB, CLLA	Date from:2013.06	203313OL	Drive Shaft	36	59.5	40.5	794		
	2011.11 2013.01	6AT	F	L	AWD Engine CFGB		254013OL	Drive Shaft	36	59.5	40.5	482		
	2011.11 2016.12	6DCT	F	L	Engine CFGB, CLLA	Date to:2013.05	254013OL	Drive Shaft	36	59.5	40.5	482		
	2011.11 2016.12	6MT	F	L	Engine CFGB, CLLA	Date to:2013.05	203380OL	Drive Shaft	36	59.5	40	487		
	2011.11 2016.12	6DCT	F	R	Engine CFGB, CLLA	Date from:2013.06	203354OL	Drive Shaft	36	59.5	40.5	760		
	2011.11 2016.12	6DCT	F	R	Engine CFGB, CLLA	Date to:2013.05	254011OL	Drive Shaft	36	59.5	40.5	760		
	2011.11 2016.12	6DCT	F	R	Engine CFGB, CLLA	Date to:2013.05	254011OL	Drive Shaft	36	59.5	40.5	760		
2.0 TDI (130 kw)	2012.12 2016.12	6DCT	F	R	Engine CFGC	Date to:2013.05	254011OL	Drive Shaft	36	59.5	40.5	760		
	2012.12 2016.12	6AT	F	L	AWD Engine CFGC		254013OL	Drive Shaft	36	59.5	40.5	482		
	2012.12 2016.12	6MT	F	L	Engine CFGC	Date to:2013.05	203380OL	Drive Shaft	36	59.5	40	487		
	2012.12 2016.12	6DCT	F	R	Engine CFGC	Date from:2013.06	203354OL	Drive Shaft	36	59.5	40.5	760		
2.0 TDI (135 kw)	2015.05 2016.12	AT	F	R	Engine CUWA		254011OL	Drive Shaft	36	59.5	40.5	760		
	2015.05 2016.12	6DCT	F	R	Engine CUWA		203354OL	Drive Shaft	36	59.5	40.5	760		
	2015.05 2016.12	6MT	F	R	Engine CUWA		203313OL	Drive Shaft	36	59.5	40.5	794		
2.0 TSI (155 kw)	2011.11 2016.12	6MT	F	R	Engine CCZB		261147OL	Drive Shaft	36	59.5	40.5	795		
EOS (1F7, 1F8)														
1.4 TSI (118 kw)	2008.05 2015.08	6MT	F	L	Engine CAVD, CTHD		261201OL	Drive Shaft	36	59.5	40	536		
	2008.05 2015.08	6MT	F	R	Engine CAVD, CTHD		261096OL	Drive Shaft	36	59.5	40	800		
1.4 TSI (90 kw)	2007.11 2015.08	6MT	F	L	Engine CAXA		261201OL	Drive Shaft	36	59.5	40	536		
	2007.11 2015.08	6MT	F	R	Engine CAXA		261096OL	Drive Shaft	36	59.5	40	800		
1.6 FSI (85 kw)	2006.06 2008.05	6MT	F	R	Engine BLF		261096OL	Drive Shaft	36	59.5	40	800		
	2006.06 2008.05	6MT	F	L	Engine BLF		261201OL	Drive Shaft	36	59.5	40	536		
2.0 FSI (110 kw)	2006.03 2008.05	6MT	F	R	Engine BVY, BVZ		261042OL	Drive Shaft	36	59.5	40	814		
	2006.03 2008.05	6MT	F	L	Engine BVY, BVZ		203294OL	Drive Shaft	36	59.5	40	517		
2.0 TDI (100 kw)	2010.11 2015.08	6DCT	F	L	Engine CFFA		254013OL	Drive Shaft	36	59.5	40.5	482		
	2010.11 2015.08	6MT	F	L	Engine CFFA		203295OL	Drive Shaft	36	59.5	40.5	486		
	2010.11 2015.08	6MT	F	R	Engine CFFA		203313OL	Drive Shaft	36	59.5	40.5	794		
	2010.11 2015.08	6DCT	F	R	Engine CFFA		254011OL	Drive Shaft	36	59.5	40.5	760		
2.0 TDI (103 kw)	2006.06 2008.05	6DCT	F	L	Engine BMM		254013OL	Drive Shaft	36	59.5	40.5	482		
	2006.06 2008.05	6MT	F	L	Engine BMM		203295OL	Drive Shaft	36	59.5	40.5	486		
	2006.06 2008.05	6DCT	F	R	Engine BMM		254011OL	Drive Shaft	36	59.5	40.5	760		
2.0 TDI 16V (103 kw)	2008.05 2015.08	6DCT	F	R	Engine CBAB, CFFB		254011OL	Drive Shaft	36	59.5	40.5	760		
	2008.05 2015.08	6MT	F	L	Engine CBAB, CFFB		203295OL	Drive Shaft	36	59.5	40.5	486		
	2008.05 2015.08	6MT	F	R	Engine CBAB, CFFB		203313OL	Drive Shaft	36	59.5	40.5	794		
	2008.05 2015.08	6DCT	F	L	Engine CBAB, CFFB		254013OL	Drive Shaft	36	59.5	40.5	482		
2.0 TFSI (147 kw)	2006.03 2015.08	6MT	F	R	Engine BPY, BWA, CAWB, CBFA, CCTA, CCZA		261147OL	Drive Shaft	36	59.5	40.5	795		
	2006.03 2015.08	6MT	F	L	Engine BPY, BWA, CAWB, CBFA, CCTA, CCZA		203295OL	Drive Shaft	36	59.5	40.5	486		
	2006.03 2015.08	6DCT	F	R	Engine BPY, BWA, CAWB, CBFA, CCTA, CCZA		201653OL	Drive Shaft	36	59.5	40.5	785		
	2006.03 2015.08	6DCT	F	L	Engine BPY, BWA, CAWB, CBFA, CCTA, CCZA		203380OL	Drive Shaft	36	59.5	40	487		
2.0 TSI (155 kw)	2009.11 2015.08	6MT	F	L	Engine CCZB		203295OL	Drive Shaft	36	59.5	40.5	486		
	2009.11 2015.08	6MT	F	R	Engine CCZB		261147OL	Drive Shaft	36	59.5	40.5	795		





	 YEAR	TRANSM.	F/R	L/R	DRIVE TYPE & ENGINE	REMARKS	GSP Ref.	 PRODUCT	 ABS	Technical Specifications				
										A	B	C	H	L
VW														
EOS (1F7, 1F8)														
2.0 TSI (155 kw)	2009.11 2015.08	6DCT	F	R	Engine CCZB		2016530L	Drive Shaft		36	59.5	40.5	785	
	2009.11 2015.08	6DCT	F	L	Engine CCZB		2033800L	Drive Shaft		36	59.5	40	487	
3.2 V6 (184 kw)	2006.06 2009.05	6AT	F	R	Engine BUB, CBRA		2033540L	Drive Shaft		36	59.5	40.5	760	
3.6 V6 (191 kw)	2009.05 2010.11	6AT	F	R	Engine CDVA	Date from:2009.10	2016530L	Drive Shaft		36	59.5	40.5	785	
GOLF ALLTRACK VII Variant (BA5, BV5)														
1.6 TDI (81 kw)	2014.12	6MT	F	L	AWD Engine CRKB, CXXB	For PR code:1P42N20202 For PR code:1P42N201P2020M	2033800L	Drive Shaft		36	59.5	40	487	
1.8 TSI (132 kw)	2014.12	6AT	F	L	AWD Engine CJSB		2033800L	Drive Shaft		36	59.5	40	487	
2.0 TDI (110 kw)	2014.12 2018.05	6MT	F	L	AWD Engine CRBC, CRLB, DCYA	For PR code:1P42N20202 For PR code:1P42N201P2020M	2033800L	Drive Shaft		36	59.5	40	487	
2.0 TDI (135 kw)	2014.12	6DCT	F	L	AWD Engine CUNA, DGCA, DJGA		2612850L	Drive Shaft		36	59.5	40	472	
GOLF PLUS V (5M1, 521)														
1.2 TSI (63 kw)	2010.05 2013.12	MT	F	R	Engine CBZA		2610960L	Drive Shaft		36	59.5	40	800	
	2010.05 2013.12	MT	F	L	Engine CBZA		2612010L	Drive Shaft		36	59.5	40	536	
1.2 TSI (77 kw)	2009.11 2013.12	AT/MT	F	R	Engine CBZB		2610960L	Drive Shaft		36	59.5	40	800	
	2009.11 2013.12	AT/MT	F	L	Engine CBZB		2612010L	Drive Shaft		36	59.5	40	536	
1.4 TSI (103 kw)	2006.05 2008.06	6MT	F	L	Engine BMY	Check PR to 140750000 Check PR to 140750000	2612010L	Drive Shaft		36	59.5	40	536	
	2006.05 2008.06	6MT	F	R	Engine BMY	Check PR to 140750000 Check PR to 140750000	2610960L	Drive Shaft		36	59.5	40	800	
1.4 TSI (118 kw)	2008.06 2013.12	MT	F	L	Engine CAVD, CNWA, CTHD		2612010L	Drive Shaft		36	59.5	40	536	
	2008.06 2013.12	MT	F	R	Engine CAVD, CNWA, CTHD		2610960L	Drive Shaft		36	59.5	40	800	
	2008.06 2013.12	AT	F	R	Engine CAVD, CNWA, CTHD	Date from:2008.11	2016530L	Drive Shaft		36	59.5	40.5	785	
	2008.06 2013.12	AT	F	L	Engine CAVD, CNWA, CTHD	Date from:2008.11	2612810L	Drive Shaft		36	59.5	40.5	525	
1.4 TSI (125 kw)	2006.05 2008.06	MT	F	R	Engine BLG		2016530L	Drive Shaft		36	59.5	40.5	785	
1.4 TSI (90 kw)	2007.06 2013.12	MT	F	R	Engine CAXA		2610960L	Drive Shaft		36	59.5	40	800	
	2007.06 2013.12	MT	F	L	Engine CAXA		2612010L	Drive Shaft		36	59.5	40	536	
	2007.06 2013.12	AT	F	R	Engine CAXA	Date from:2008.11	2016530L	Drive Shaft		36	59.5	40.5	785	
	2007.06 2013.12	AT	F	L	Engine CAXA	Date from:2008.11	2612810L	Drive Shaft		36	59.5	40.5	525	
1.6 (75 kw)	2005.05 2013.12	MT	F	R	Engine BSE, BSF, CCSA, CMXA		2610960L	Drive Shaft		36	59.5	40	800	
	2005.05 2013.12	7DCT	F	R	Engine BSE, BSF, CCSA, CMXA		2610420L	Drive Shaft		36	59.5	40	814	
	2005.05 2013.12	7DCT	F	L	Engine BSE, BSF, CCSA, CMXA		2032940L	Drive Shaft		36	59.5	40	517	
1.6 BiFuel (75 kw)	2009.05 2013.12	5MT	F	R	Engine CHGA		2610960L	Drive Shaft		36	59.5	40	800	
1.6 FSI (85 kw)	2004.12 2008.05	MT	F	R	Engine BLF		2612110L	Drive Shaft		36	59.5	40.5	784	
1.6 MultiFuel (75 kw)	2007.11 2013.12	MT	F	R	Engine CCSA, CMXA		2610960L	Drive Shaft		36	59.5	40	800	
1.6 TDI (66 kw)	2009.02 2013.12	5MT	F	L	Engine CAYB		2032940L	Drive Shaft		36	59.5	40	517	
	2009.02 2013.12	5MT	F	R	Engine CAYB		2610420L	Drive Shaft		36	59.5	40	814	
1.6 TDI (77 kw)	2009.03 2013.12	MT	F	R	Engine CAYC		2610420L	Drive Shaft		36	59.5	40	814	
	2009.03 2013.12	AT	F	L	Engine CAYC		2611000L	Drive Shaft		36	59.5	40.5	514	
	2009.03 2013.12	MT	F	L	Engine CAYC		2032940L	Drive Shaft		36	59.5	40	517	
	2009.03 2013.12	7DCT	F	L	Engine CAYC	Date from:2011.06	2612820L	Drive Shaft		36	59.5	40	523	
	2009.03 2013.12	7DCT	F	R	Engine CAYC	Date from:2011.06	2610960L	Drive Shaft		36	59.5	40	800	
1.9 TDI (66 kw)	2005.05 2008.12	5MT	F	R	Engine BRU, BXF, BXJ		2610420L	Drive Shaft		36	59.5	40	814	
	2005.05 2008.12	5MT	F	L	Engine BRU, BXF, BXJ		2032940L	Drive Shaft		36	59.5	40	517	
1.9 TDI (77 kw)	2005.01 2009.01	6DCT	F	L	Engine BKC, BLS, BXE		2033810L	Drive Shaft		36	59.5	40	485	
	2005.01 2009.01	6MT	F	R	Engine BKC, BLS, BXE		2612830L	Drive Shaft		36	59.5	40	815	
	2005.01 2009.01	5MT	F	R	Engine BKC, BLS, BXE		2610420L	Drive Shaft		36	59.5	40	814	
	2005.01 2009.01	6DCT	F	L	Engine BKC, BLS, BXE		2540130L	Drive Shaft		36	59.5	40.5	482	
	2005.01 2009.01	7AT	F	L	Engine BKC, BLS, BXE	Date from:2008.11	2611000L	Drive Shaft		36	59.5	40.5	514	
	2005.01 2009.01	5MT/6MT	F	L	Engine BKC, BLS, BXE		2032940L	Drive Shaft		36	59.5	40	517	
	2005.01 2009.01	6DCT	F	R	Engine BKC, BLS, BXE		2540110L	Drive Shaft		36	59.5	40.5	760	
2.0 FSI (110 kw)	2005.05 2008.06	AT	F	R	Engine BLR, BLY, BVY, BVZ		2610940L	Drive Shaft		36	26	59.5	40	884
	2005.05 2008.06	MT	F	R	Engine BLR, BLY, BVY, BVZ		2610420L	Drive Shaft		36	59.5	40	814	
	2005.05 2008.06	MT	F	L	Engine BLR, BLY, BVY, BVZ		2032940L	Drive Shaft		36	59.5	40	517	
2.0 TDI (100 kw)	2005.05 2013.12	6MT	F	L	Engine AZV, CBDA, CFHB		2033800L	Drive Shaft		36	59.5	40	487	
	2005.05 2013.12	6MT	F	L	Engine AZV, CBDA, CFHB		2032950L	Drive Shaft		36	59.5	40.5	486	
	2005.05 2013.12	6MT	F	R	Engine AZV, CBDA, CFHB		2033130L	Drive Shaft		36	59.5	40.5	794	
	2005.05 2013.12	AT	F	L	Engine AZV, CBDA, CFHB		2540130L	Drive Shaft		36	59.5	40.5	482	
	2005.05 2013.12	AT	F	R	Engine AZV, CBDA, CFHB		2540110L	Drive Shaft		36	59.5	40.5	760	
2.0 TDI (103 kw)	2005.12 2011.05	AT	F	L	Engine BMM		2540130L	Drive Shaft		36	59.5	40.5	482	
	2005.12 2011.05	6MT	F	L	Engine BMM		2032950L	Drive Shaft		36	59.5	40.5	486	
	2005.12 2011.05	6MT	F	R	Engine BMM		2033130L	Drive Shaft		36	59.5	40.5	794	
	2005.12 2011.05	AT	F	R	Engine BMM		2540110L	Drive Shaft		36	59.5	40.5	760	
2.0 TDI (81 kw)	2009.01 2013.12	6DCT	F	R	Engine CBDC, CLCA		2540110L	Drive Shaft		36	59.5	40.5	760	
	2009.01 2013.12	5MT	F	R	Engine CBDC, CLCA		2610420L	Drive Shaft		36	59.5	40	814	
	2009.01 2013.12	6DCT	F	L	Engine CBDC, CLCA		2540130L	Drive Shaft		36	59.5	40.5	482	
	2009.01 2013.12	5MT	F	L	Engine CBDC, CLCA		2032940L	Drive Shaft		36	59.5	40	517	
2.0 TDI (96 kw)	2005.05 2007.05	6MT	F	L	Engine BEE		2032950L	Drive Shaft		36	59.5	40.5	486	
	2005.05 2007.05	6MT	F	R	Engine BEE		2033130L	Drive Shaft		36	59.5	40.5	794	
2.0 TDI 16V (103 kw)	2005.01 2013.12	6MT	F	L	Engine BKD, CBDB, CFHC		2033800L	Drive Shaft		36	59.5	40	487	





	 YEAR	TRANSM.	F/R	L/R	DRIVE TYPE & ENGINE	REMARKS	GSP Ref.	 PRODUCT	 ABS	Technical Specifications				
										A	B	C	H	L
VW														
GOLF PLUS V (5M1, 521)														
2.0 TDI 16V (103 kw)	2005.01 2013.12	6DCT	F	L	Engine BKD, CBDB, CFHC		2540130L	Drive Shaft		36	59.5	40.5	482	
	2005.01 2013.12	6DCT	F	L	Engine BKD, CBDB, CFHC	For Modelcode:1 For PR code:ANT Check no. from 14C20001	2033810L	Drive Shaft		36	59.5	40	485	
	2005.01 2013.12	6MT	F	L	Engine BKD, CBDB, CFHC		2032950L	Drive Shaft		36	59.5	40.5	486	
	2005.01 2013.12	6MT	F	R	Engine BKD, CBDB, CFHC		2033130L	Drive Shaft		36	59.5	40.5	794	
	2005.01 2013.12	6DCT	F	R	Engine BKD, CBDB, CFHC		2540110L	Drive Shaft		36	59.5	40.5	760	
GOLF PLUS Van (521)														
1.2 TSi (77 kw)	2009.11 2014.08	AT/MT	F	R	Engine CBZB		2610960L	Drive Shaft		36	59.5	40	800	
	2009.11 2014.08	AT/MT	F	L	Engine CBZB		2612010L	Drive Shaft		36	59.5	40	536	
1.4 TSi (118 kw)	2009.01 2012.09	MT	F	L	Engine CAVD		2612010L	Drive Shaft		36	59.5	40	536	
	2009.01 2012.09	AT	F	R	Engine CAVD		2016530L	Drive Shaft		36	59.5	40.5	785	
	2009.01 2012.09	MT	F	R	Engine CAVD		2610960L	Drive Shaft		36	59.5	40	800	
1.4 TSi (90 kw)	2009.01 2012.09	AT	F	L	Engine CAVD		2612810L	Drive Shaft		36	59.5	40.5	525	
	2009.01 2014.08	MT	F	R	Engine CAXA		2610960L	Drive Shaft		36	59.5	40	800	
	2009.01 2014.08	MT	F	L	Engine CAXA		2612010L	Drive Shaft		36	59.5	40	536	
	2009.01 2014.08	AT	F	R	Engine CAXA		2016530L	Drive Shaft		36	59.5	40.5	785	
1.6 TDi (66 kw)	2009.01 2014.08	AT	F	L	Engine CAXA		2612810L	Drive Shaft		36	59.5	40.5	525	
	2009.02 2014.08	5MT	F	L	Engine CAYB		2032940L	Drive Shaft		36	59.5	40	517	
1.6 TDi (77 kw)	2009.02 2014.08	5MT	F	R	Engine CAYB		2610420L	Drive Shaft		36	59.5	40	814	
	2009.02 2014.08	MT	F	R	Engine CAYC		2610420L	Drive Shaft		36	59.5	40	814	
	2009.02 2014.08	MT	F	L	Engine CAYC		2032940L	Drive Shaft		36	59.5	40	517	
	2009.02 2014.08	AT	F	L	Engine CAYC		2611000L	Drive Shaft		36	59.5	40.5	514	
	2009.02 2014.08	7DCT	F	L	Engine CAYC	Date from:2011.06	2612820L	Drive Shaft		36	59.5	40	523	
2.0 TDi (103 kw)	2009.02 2014.08	7DCT	F	R	Engine CAYC	Date from:2011.06	2610960L	Drive Shaft		36	59.5	40	800	
	2009.11 2014.08	6MT	F	L	Engine CFHC		2033800L	Drive Shaft		36	59.5	40	487	
	2009.11 2014.08	6DCT	F	L	Engine CFHC		2540130L	Drive Shaft		36	59.5	40.5	482	
	2009.11 2014.08	6DCT	F	L	Engine CFHC	For Modelcode:1 For PR code:ANT Check no. from 14C20001	2033810L	Drive Shaft		36	59.5	40	485	
	2009.11 2014.08	6DCT	F	R	Engine CFHC		2540110L	Drive Shaft		36	59.5	40.5	760	
2.0 TDi (103 kw)	2009.11 2014.08	6MT	F	R	Engine CFHC		2033130L	Drive Shaft		36	59.5	40.5	794	
	2009.11 2014.08	6MT	F	L	Engine CFHC		2032950L	Drive Shaft		36	59.5	40.5	486	
GOLF SPORTSVAN VII (AM1, AN1)														
1.2 TSi (63 kw)	2014.05	5MT	F	R	Engine CYVA		2610960L	Drive Shaft		36	59.5	40	800	
	2014.05	5MT	F	L	Engine CYVA	for PR number:1PE/1PF/1PA/2H4	2033730L	Drive Shaft		36	59.5	40	517	
1.2 TSi (81 kw)	2014.04	7DCT	F	L	Engine CYVB		2612820L	Drive Shaft		36	59.5	40	523	
	2014.04	7DCT	F	R	Engine CYVB		2610960L	Drive Shaft		36	59.5	40	800	
	2014.04	6MT	F	L	Engine CYVB		2033730L	Drive Shaft		36	59.5	40	517	
	2014.04	6MT	F	R	Engine CYVB		2613070L	Drive Shaft		36	59.5	40	820	
1.4 TSi (110 kw)	2014.02	7DCT	F	L	Engine CZDA		2611000L	Drive Shaft		36	59.5	40.5	514	
	2014.02	6MT	F	R	Engine CZDA		2612830L	Drive Shaft		36	59.5	40	815	
	2014.02	7DCT	F	R	Engine CZDA		2033130L	Drive Shaft		36	59.5	40.5	794	
	2014.02	6MT	F	L	Engine CZDA		2612820L	Drive Shaft		36	59.5	40	523	
1.4 TSi (92 kw)	2014.04	6MT/7DCT	F	L	Engine CZCA		2612820L	Drive Shaft		36	59.5	40	523	
	2014.04	7DCT	F	R	Engine CZCA		2610960L	Drive Shaft		36	59.5	40	800	
	2014.04	6MT	F	R	Engine CZCA		2613070L	Drive Shaft		36	59.5	40	820	
1.4 TSi MultiFuel (92 kw)	2014.04	6MT	F	L	Engine CPVB		2612820L	Drive Shaft		36	59.5	40	523	
	2014.04	6MT	F	R	Engine CPVB		2613070L	Drive Shaft		36	59.5	40	820	
1.5 TSi (110 kw)	2017.05	7AT	F	L	Engine DADA, DPCA		2611000L	Drive Shaft		36	59.5	40.5	514	
1.5 TSi (96 kw)	2017.05	7DCT	F	L	Engine DACA		2612820L	Drive Shaft		36	59.5	40	523	
1.6 (81 kw)	2014.05	5MT	F	R	Engine CWVA		2610960L	Drive Shaft		36	59.5	40	800	
1.6 TDi (66 kw)	2014.02	5MT	F	R	Engine CRKA, CXXA, DDYB	Date from:2016.11	2612830L	Drive Shaft		36	59.5	40	815	
	2014.02	5MT	F	R	Engine CRKA, CXXA, DDYB	Date to:2016.10	2610420L	Drive Shaft		36	59.5	40	814	
	2014.02	5MT	F	L	Engine CRKA, CXXA, DDYB	Date from:2016.11	2612820L	Drive Shaft		36	59.5	40	523	
	2014.02	5MT	F	L	Engine CRKA, CXXA, DDYB	Date to:2016.10	2032940L	Drive Shaft		36	59.5	40	517	
1.6 TDi (81 kw)	2014.02	7DCT	F	R	Engine CRKB, CXXB, DBKA		2610960L	Drive Shaft		36	59.5	40	800	
	2014.02	5MT/6MT	F	R	Engine CRKB, CXXB, DBKA		2612830L	Drive Shaft		36	59.5	40	815	
	2014.02	5MT/6MT/7DCT	F	L	Engine CRKB, CXXB, DBKA		2612820L	Drive Shaft		36	59.5	40	523	
1.6 TDi (85 kw)	2016.11	5MT/7DCT	F	L	Engine DDYA, DGTE		2612820L	Drive Shaft		36	59.5	40	523	
	2016.11	7DCT	F	R	Engine DDYA, DGTE		2610960L	Drive Shaft		36	59.5	40	800	
	2016.11	5MT	F	R	Engine DDYA, DGTE		2612830L	Drive Shaft		36	59.5	40	815	
2.0 TDi (110 kw)	2014.02	6DCT	F	L	Engine CRLB, DCYA, DFGA		2612850L	Drive Shaft		36	59.5	40	472	
	2014.02	6MT	F	R	Engine CRLB, DCYA, DFGA		2033730L	Drive Shaft		36	59.5	40	517	
	2014.02	6MT	F	L	Engine CRLB, DCYA, DFGA	For PR code: 1PE/1PF/1PA/2H4/FSF/FGM	2033800L	Drive Shaft		36	59.5	40	487	
	2014.02	6DCT	F	R	Engine CRLB, DCYA, DFGA		2033540L	Drive Shaft		36	59.5	40.5	760	
	2014.02	6MT	F	R	Engine CRLB, DCYA, DFGA	For PR code: 1PE/1PF/1PA/2H4/FSF/FGM	2033130L	Drive Shaft		36	59.5	40.5	794	
2.0 TDi (81 kw)	2014.05 2017.11	5MT	F	L	Engine CRLD (SE 16-11-17), CRVA (SE 16-11-17), DCVB (11-16-11-17)		2612820L	Drive Shaft		36	59.5	40	523	
	2014.05 2017.11	6DCT	F	L	Engine CRLD (SE 16-11-17), CRVA (SE 16-11-17), DCVB (11-16-11-17)		2612850L	Drive Shaft		36	59.5	40	472	
	2014.05 2017.11	5MT	F	R	Engine CRLD (SE 16-11-17), CRVA (SE 16-11-17), DCVB (11-16-11-17)		2610420L	Drive Shaft		36	59.5	40	814	





	 YEAR	TRANSM.	F/R	L/R	DRIVE TYPE & ENGINE	REMARKS	GSP Ref.	 PRODUCT	 ABS	Technical Specifications				
										A	B	C	H	L
VW														
GOLF SPORTSVAN VII (AM1, AN1)														
2.0 TDI (81 kw)	2014.05 2017.11	AT	F	R	Engine CRLD (05.16-11-17), CRVA (05.14-11-17), DC76 (01.16-11-17)		2610960L	Drive Shaft		36	59.5	40	800	
	2014.05 2017.11	5MT	F	R	Engine CRLD (05.16-11-17), CRVA (05.14-11-17), DC76 (01.16-11-17)		2612830L	Drive Shaft		36	59.5	40	815	
	2014.05 2017.11	6DCT	F	R	Engine CRLD (05.16-11-17), CRVA (05.14-11-17), DC76 (01.16-11-17)		2033540L	Drive Shaft		36	59.5	40.5	760	
GOLF V (1K1)														
1.4 TSI (103 kw)	2006.05 2008.11	6MT	F	R	Engine BMY		2610960L	Drive Shaft		36	59.5	40	800	
	2006.05 2008.11	6MT	F	L	Engine BMY		2612010L	Drive Shaft		36	59.5	40	536	
1.4 TSI (125 kw)	2005.11 2008.11	6MT	F	R	Engine BLG		2016530L	Drive Shaft		36	59.5	40.5	785	
1.4 TSI (90 kw)	2007.05 2008.11	MT	F	R	Engine CAXA		2610960L	Drive Shaft		36	59.5	40	800	
	2007.05 2008.11	AT	F	L	Engine CAXA		2612010L	Drive Shaft		36	59.5	40	536	
1.6 (75 kw)	2004.01 2008.11	AT	F	R	Engine BGU (01.04-), BSE, BSF, CCSA		2610940L	Drive Shaft	26	36	59.5	40	884	
	2004.01 2008.11	MT	F	R	Engine BGU (01.04-), BSE, BSF, CCSA		2610960L	Drive Shaft		36	59.5	40	800	
1.6 FSI (85 kw)	2003.10 2008.07	MT	F	R	Engine BAG (10.03-), BLF, BLP		2612110L	Drive Shaft		36	59.5	40.5	784	
1.6 MultiFuel (75 kw)	2007.10 2008.11	5MT	F	R	Engine CCSA		2610960L	Drive Shaft		36	59.5	40	800	
1.9 TDI (66 kw)	2004.05 2008.11	5MT	F	R	Engine BRU (05.04-), BXF, BXJ		2610420L	Drive Shaft		36	59.5	40	814	
	2004.05 2008.11	5MT	F	L	Engine BRU (05.04-), BXF, BXJ		2032940L	Drive Shaft		36	59.5	40	517	
1.9 TDI (77 kw)	2003.10 2008.11	6DCT	F	L	Engine BKC (10.03-), BLS, BXE	Date from:2008.01 For driving school cars	2033810L	Drive Shaft		36	59.5	40	485	
	2003.10 2008.11	5MT/6MT	F	R	Engine BKC (10.03-), BLS, BXE		2610420L	Drive Shaft		36	59.5	40	814	
	2003.10 2008.11	6AT	F	L	Engine BKC (10.03-), BLS, BXE		2540130L	Drive Shaft		36	59.5	40.5	482	
	2003.10 2008.11	5MT/6MT	F	L	Engine BKC (10.03-), BLS, BXE		2032940L	Drive Shaft		36	59.5	40	517	
	2003.10 2008.11	6AT	F	R	Engine BKC (10.03-), BLS, BXE		2540110L	Drive Shaft		36	59.5	40.5	760	
	2004.08 2008.11	6MT	F	R	AWD Engine BKC, BLS, BXE		2032660L	Drive Shaft		36	59.5	40.5	601	
	2004.08 2008.11	6MT	F	L	AWD Engine BKC, BLS, BXE		2032950L	Drive Shaft		36	59.5	40.5	486	
2.0 (85 kw)	2005.01 2008.11	5MT	F	R	Engine BEV, BHY	Engine Code:BHY	2610420L	Drive Shaft		36	59.5	40	814	
2.0 FSI (110 kw)	2004.01 2008.11	MT	F	R	Engine AMV (01.04-), BLR, BLX, BLV, BVX, BVZ		2610420L	Drive Shaft		36	59.5	40	814	
	2004.01 2008.11	MT	F	L	Engine AMV (01.04-), BLR, BLX, BLV, BVX, BVZ		2032940L	Drive Shaft		36	59.5	40	517	
	2004.01 2008.11	AT	F	R	Engine AMV (01.04-), BLR, BLX, BLV, BVX, BVZ		2610940L	Drive Shaft	26	36	59.5	40	884	
	2004.08 2008.11	6MT	F	R	AWD Engine BLX, BVX		2610960L	Drive Shaft		36	59.5	40	800	
	2004.08 2008.11	6MT	F	L	AWD Engine BLX, BVX		2032940L	Drive Shaft		36	59.5	40	517	
2.0 GTI (147 kw)	2004.10 2009.02	AT	F	L	Engine AXJ, BPY, BWA, CAWB, CBFA, CCTA	Trans. code:HBQ	2540130L	Drive Shaft		36	59.5	40.5	482	
	2004.10 2009.02	AT	F	R	Engine AXJ, BPY, BWA, CAWB, CBFA, CCTA		2016530L	Drive Shaft		36	59.5	40.5	785	
	2004.10 2009.02	6DCT	F	L	Engine AXJ, BPY, BWA, CAWB, CBFA, CCTA	Trans. code:HRW	2033800L	Drive Shaft		36	59.5	40	487	
	2004.10 2009.02	AT	F	L	Engine AXJ, BPY, BWA, CAWB, CBFA, CCTA	Trans. code:HRW	2032950L	Drive Shaft		36	59.5	40.5	486	
	2004.10 2009.02	MT	F	L	Engine AXJ, BPY, BWA, CAWB, CBFA, CCTA		2032950L	Drive Shaft		36	59.5	40.5	486	
2.0 GTI (169 kw)	2006.09 2008.12	6DCT/6MT	F	L	Engine BYD		2032950L	Drive Shaft		36	59.5	40.5	486	
	2006.09 2008.12	6DCT	F	L	Engine BYD		2033800L	Drive Shaft		36	59.5	40	487	
	2006.09 2008.12	6DCT	F	R	Engine BYD		2016530L	Drive Shaft		36	59.5	40.5	785	
2.0 SDI (55 kw)	2004.01 2008.11	5MT	F	R	Engine BDK (01.04-.)		2610960L	Drive Shaft		36	59.5	40	800	
2.0 TDI (100 kw)	2003.10 2008.11	6MT	F	R	Engine AZV	For driving school cars	2611470L	Drive Shaft		36	59.5	40.5	795	
	2003.10 2008.11	6DCT	F	L	Engine AZV	Date from:2008.01 For driving school cars	2033810L	Drive Shaft		36	59.5	40	485	
	2003.10 2008.11	6MT	F	L	Engine AZV	Date From:2004.11 For driving school cars	2032950L	Drive Shaft		36	59.5	40.5	486	
	2003.10 2008.11	6MT	F	R	Engine AZV	Date From:2004.11 For driving school cars	2033130L	Drive Shaft		36	59.5	40.5	794	
	2003.10 2008.11	6DCT	F	L	Engine AZV	Date To:2007.12 For driving school cars	2540130L	Drive Shaft		36	59.5	40.5	482	
	2003.10 2008.11	6DCT	F	R	Engine AZV	For driving school cars	2540110L	Drive Shaft		36	59.5	40.5	760	
2.0 TDI (103 kw)	2004.12 2008.11	6DCT	F	L	Engine BMM	Date To:2007.12 For driving school cars	2540130L	Drive Shaft		36	59.5	40.5	482	
	2004.12 2008.11	6DCT	F	L	Engine BMM	Date from:2008.01 For driving school cars	2033810L	Drive Shaft		36	59.5	40	485	
	2004.12 2008.11	6MT	F	L	Engine BMM		2032950L	Drive Shaft		36	59.5	40.5	486	
	2004.12 2008.11	6MT	F	R	Engine BMM		2033130L	Drive Shaft		36	59.5	40.5	794	
	2004.12 2008.11	6DCT	F	R	Engine BMM	For driving school cars	2540110L	Drive Shaft		36	59.5	40.5	760	
	2007.01 2008.11	6MT	F	L	AWD Engine BMM		2032950L	Drive Shaft		36	59.5	40.5	486	
	2007.01 2008.11	6MT	F	R	AWD Engine BMM		2032660L	Drive Shaft		36	59.5	40.5	601	
2.0 TDI (125 kw)	2005.11 2008.11	6DCT	F	L	Engine BMN	Date To:2007.12 For driving school cars	2540130L	Drive Shaft		36	59.5	40.5	482	
	2005.11 2008.11	6DCT	F	L	Engine BMN	Date from:2008.01 For driving school cars	2033810L	Drive Shaft		36	59.5	40	485	
	2005.11 2008.11	MT	F	L	Engine BMN		2032950L	Drive Shaft		36	59.5	40.5	486	
	2005.11 2008.11	6DCT	F	R	Engine BMN	For driving school cars	2540110L	Drive Shaft		36	59.5	40.5	760	
2.0 TDI 16V (103 kw)	2003.10 2008.11	6AT	F	L	Engine BKD (10.03-.)		2540130L	Drive Shaft		36	59.5	40.5	482	
	2003.10 2008.11	6MT	F	L	Engine BKD (10.03-.)		2032950L	Drive Shaft		36	59.5	40.5	486	
	2003.10 2008.11	6DCT	F	L	Engine BKD (10.03-.)	Date from:2008.01 For driving school cars	2033810L	Drive Shaft		36	59.5	40	485	
	2003.10 2008.11	6MT	F	R	Engine BKD (10.03-.)	Date from:2004.11	2033130L	Drive Shaft		36	59.5	40.5	794	
	2003.10 2008.11	6AT	F	R	Engine BKD (10.03-.)		2540110L	Drive Shaft		36	59.5	40.5	760	
	2004.08 2008.11	6MT	F	R	AWD Engine BKD		2032660L	Drive Shaft		36	59.5	40.5	601	
	2004.08 2008.11	6MT	F	L	AWD Engine BKD		2032950L	Drive Shaft		36	59.5	40.5	486	
3.2 R32 (184 kw)	2005.11 2008.11	AT/MT	F	R	AWD Engine BUB, CBRA		2032660L	Drive Shaft		36	59.5	40.5	601	
	2005.11 2008.11	MT	F	L	AWD Engine BUB, CBRA		2032950L	Drive Shaft		36	59.5	40.5	486	
GOLF V Variant (1K5)														
1.4 TSI (103 kw)	2007.06 2009.07	MT	F	R	Engine BMY		2610960L	Drive Shaft		36	59.5	40	800	
	2007.06 2009.07	MT	F	L	Engine BMY		2612010L	Drive Shaft		36	59.5	40	536	

	 YEAR	TRANSM.	F/R	L/R	DRIVE TYPE & ENGINE	REMARKS	GSP Ref.	 PRODUCT	 ABS	Technical Specifications				
										A	B	C	H	L
VW														
GOLF VAN VII Variant (BA5)														
1.6 TDi BlueMotion (77 kw)	2013.05 2017.03	6MT	F	L	AWD Engine CLHA		2033800L	Drive Shaft		36	59.5	40	487	
	2013.05 2017.03	5MT	F	R	Engine CLHA		2612830L	Drive Shaft		36	59.5	40	815	
1.6 TDi BlueMotion (81 kw)	2013.05 2017.03	6MT	F	L	Engine CRKB		2612820L	Drive Shaft		36	59.5	40	523	
	2013.05 2017.03	6MT	F	R	Engine CRKB		2612830L	Drive Shaft		36	59.5	40	815	
2.0 TDi BlueMotion (110 kw)	2013.04 2017.03	6DCT	F	L	Engine CRBC, CRLB		2612850L	Drive Shaft		36	59.5	40	472	
	2013.04 2017.03	6DCT	F	R	Engine CRBC, CRLB		2033540L	Drive Shaft		36	59.5	40.5	760	
	2013.04 2017.03	6MT	F	L	AWD Engine CRBC, CRLB		2033800L	Drive Shaft		36	59.5	40	487	
	2013.04 2017.03	6MT	F	L	Engine CRBC, CRLB		2033800L	Drive Shaft		36	59.5	40	487	
	2013.04 2017.03	6MT	F	R	Engine CRBC, CRLB		2033130L	Drive Shaft		36	59.5	40.5	794	
GOLF VI (517)														
1.2 TSI (77 kw)	2011.03 2016.05	MT	F	R	Engine CBZB		2610960L	Drive Shaft		36	59.5	40	800	
	2011.03 2016.05	MT	F	L	Engine CBZB		2612010L	Drive Shaft		36	59.5	40	536	
1.2 TSI 16V (77 kw)	2013.11 2016.05	MT	F	L	Engine CJZA, CYVD		2033730L	Drive Shaft		36	59.5	40	517	
	2013.11 2016.05	MT	F	R	Engine CJZA, CYVD		2613070L	Drive Shaft		36	59.5	40	820	
	2013.11 2016.05	AT	F	R	Engine CJZA, CYVD	Date from:2014.01	2610960L	Drive Shaft		36	59.5	40	800	
1.4 TSI (110 kw)	2013.11 2016.05	MT	F	L	Engine CHPB, CZDA		2612820L	Drive Shaft		36	59.5	40	523	
	2013.11 2016.05	DCT	F	L	Engine CHPB, CZDA		2611000L	Drive Shaft		36	59.5	40.5	514	
	2013.11 2016.05	MT	F	R	Engine CHPB, CZDA		2612830L	Drive Shaft		36	59.5	40	815	
1.4 TSI (118 kw)	2011.03 2016.05	MT	F	L	Engine CAVD, CNWA, CTHD, CTKA		2612010L	Drive Shaft		36	59.5	40	536	
	2011.03 2016.05	AT	F	R	Engine CAVD, CNWA, CTHD, CTKA		2016530L	Drive Shaft		36	59.5	40.5	785	
	2011.03 2016.05	MT	F	R	Engine CAVD, CNWA, CTHD, CTKA		2610960L	Drive Shaft		36	59.5	40	800	
	2011.03 2016.05	AT	F	L	Engine CAVD, CNWA, CTHD, CTKA		2612810L	Drive Shaft		36	59.5	40.5	525	
1.4 TSI (90 kw)	2011.11 2016.05	AT/MT	F	L	Engine CAXA		2612010L	Drive Shaft		36	59.5	40	536	
	2011.11 2016.05	AT/MT	F	R	Engine CAXA		2610960L	Drive Shaft		36	59.5	40	800	
1.6 TDI (77 kw)	2011.03 2016.05	5MT	F	R	Engine CAYC		2610420L	Drive Shaft		36	59.5	40	814	
	2011.03 2016.05	5MT	F	L	Engine CAYC		2032940L	Drive Shaft		36	59.5	40	517	
2.0 GTI (155 kw)	2012.05 2016.05	MT	F	R	Engine CCZB		2611470L	Drive Shaft		36	59.5	40.5	795	
	2012.05 2016.05	AT	F	R	Engine CCZB		2016530L	Drive Shaft		36	59.5	40.5	785	
	2012.05 2016.05	AT	F	L	Engine CCZB		2032950L	Drive Shaft		36	59.5	40.5	486	
2.0 R (195 kw)	2013.01 2016.05	6AT	F	R	Engine CDLA		2016530L	Drive Shaft		36	59.5	40.5	785	
2.0 TDI (103 kw)	2011.11 2016.05	MT	F	L	Engine CFHC	Rims:With steel rim	2033800L	Drive Shaft		36	59.5	40	487	
	2011.11 2016.05	MT	F	L	Engine CFHC	Rims:With alloy rim	2032950L	Drive Shaft		36	59.5	40.5	486	
	2011.11 2016.05	AT	F	L	Engine CFHC		2540130L	Drive Shaft		36	59.5	40.5	482	
	2011.11 2016.05	AT	F	R	Engine CFHC		2540110L	Drive Shaft		36	59.5	40.5	760	
	2011.11 2016.05	MT	F	R	Engine CFHC		2033130L	Drive Shaft		36	59.5	40.5	794	
2.0 TDI (110 kw)	2013.11 2016.05	MT	F	R	Engine CUUB		2611470L	Drive Shaft		36	59.5	40.5	795	
	2013.11 2016.05	DCT	F	L	Engine CUUB		2540130L	Drive Shaft		36	59.5	40.5	482	
	2013.11 2016.05	MT	F	L	Engine CUUB		2032950L	Drive Shaft		36	59.5	40.5	486	
	2013.11 2016.05	DCT	F	R	Engine CUUB		2540110L	Drive Shaft		36	59.5	40.5	760	
2.0 TDI (81 kw)	2013.11 2016.05	MT	F	R	Engine CUUA		2610420L	Drive Shaft		36	59.5	40	814	
	2013.11 2016.05	MT	F	L	Engine CUUA		2032940L	Drive Shaft		36	59.5	40	517	
GOLF VI (5K1)														
1.2 TSI (63 kw)	2010.05 2012.11	AT/MT	F	L	Engine CBZA		2612010L	Drive Shaft		36	59.5	40	536	
	2010.05 2012.11	AT/MT	F	R	Engine CBZA		2610960L	Drive Shaft		36	59.5	40	800	
1.2 TSI (77 kw)	2008.11 2012.11	AT/MT	F	R	Engine CBZB		2610960L	Drive Shaft		36	59.5	40	800	
	2008.11 2012.11	AT/MT	F	L	Engine CBZB		2612010L	Drive Shaft		36	59.5	40	536	
1.4 TSI (118 kw)	2008.10 2012.11	MT	F	L	Engine CAVD, CNWA, CTHD		2612010L	Drive Shaft		36	59.5	40	536	
	2008.10 2012.11	AT	F	R	Engine CAVD, CNWA, CTHD		2016530L	Drive Shaft		36	59.5	40.5	785	
	2008.10 2012.11	MT	F	R	Engine CAVD, CNWA, CTHD		2610960L	Drive Shaft		36	59.5	40	800	
	2008.10 2012.11	AT	F	L	Engine CAVD, CNWA, CTHD		2612810L	Drive Shaft		36	59.5	40.5	525	
1.4 TSI (90 kw)	2008.10 2012.11	AT/MT/DCT	F	L	Engine CAXA	Date from:2011.06	2612010L	Drive Shaft		36	59.5	40	536	
	2008.10 2012.11	AT/MT/DCT	F	R	Engine CAXA	Date from:2011.06	2610960L	Drive Shaft		36	59.5	40	800	
	2008.10 2012.11	AT	F	R	Engine CAXA	Date to:2011.05	2016530L	Drive Shaft		36	59.5	40.5	785	
	2008.10 2012.11	AT	F	L	Engine CAXA	Date to:2011.05	2612810L	Drive Shaft		36	59.5	40.5	525	
1.6 (75 kw)	2008.10 2012.11	MT	F	R	Engine BSE, BSF, CCSA, CMXA		2610960L	Drive Shaft		36	59.5	40	800	
	2008.10 2012.11	AT	F	R	Engine BSE, BSF, CCSA, CMXA		2610420L	Drive Shaft		36	59.5	40	814	
	2008.10 2012.11	AT	F	L	Engine BSE, BSF, CCSA, CMXA		2032940L	Drive Shaft		36	59.5	40	517	
1.6 BiFuel (75 kw)	2009.03 2012.11	5MT	F	R	Engine CHGA		2610960L	Drive Shaft		36	59.5	40	800	
1.6 MultiFuel (75 kw)	2008.10 2012.11	5MT	F	R	Engine CCSA, CMXA		2610960L	Drive Shaft		36	59.5	40	800	
1.6 TDI (66 kw)	2009.02 2012.11	5MT	F	R	Engine CAYB		2610420L	Drive Shaft		36	59.5	40	814	
	2009.02 2012.11	5MT	F	L	Engine CAYB		2032940L	Drive Shaft		36	59.5	40	517	
1.6 TDI (77 kw)	2009.02 2012.11	MT	F	R	Engine CAYC	Date from:2011.06,For PR code:GOJ	2612830L	Drive Shaft		36	59.5	40	815	
	2009.02 2012.11	MT	F	R	Engine CAYC	Date to:2011.05,date from:2011.06,For PR code:GUC	2610420L	Drive Shaft		36	59.5	40	814	
	2009.02 2012.11	AT	F	L	Engine CAYC	Date to:2009.10	2611000L	Drive Shaft		36	59.5	40.5	514	
	2009.02 2012.11	MT	F	L	Engine CAYC	Date to:2011.05,date from:2011.06,For PR code:GUC	2032940L	Drive Shaft		36	59.5	40	517	
	2009.02 2012.11	MT	F	L	Engine CAYC	Date from:2011.06,For PR code:GOJ	2612820L	Drive Shaft		36	59.5	40	523	





	 YEAR	TRANSM.	F/R	L/R	DRIVE TYPE & ENGINE	REMARKS	GSP Ref.	 PRODUCT	 ABS	Technical Specifications										
										A	B	C	H	L						
VW																				
GOLF VI (5K1)																				
1.6 TDI (77 kw)	2009.02 2012.11	AT	F	L	Engine CAYC	date from:2011.06	2612820L	Drive Shaft		36		59.5	40	523						
	2009.02 2012.11	AT	F	R	Engine CAYC	date from:2011.06	2610960L	Drive Shaft		36		59.5	40	800						
1.8 TSI (118 kw)	2009.06 2011.01	MT	F	R	Engine CDAA		2613410L	Drive Shaft		36		59.5	40.5	806						
	2009.06 2011.01	AT	F	R	Engine CDAA		2033130L	Drive Shaft		36		59.5	40.5	794						
	2009.06 2011.01	AT/MT	F	L	Engine CDAA		2611000L	Drive Shaft		36		59.5	40.5	514						
2.0 GTi (147 kw)	2009.06 2013.11	MT	F	R	Engine CBFA, CCTA, CCZA		2611470L	Drive Shaft		36		59.5	40.5	795						
	2009.06 2013.11	AT	F	R	Engine CBFA, CCTA, CCZA		2016530L	Drive Shaft		36		59.5	40.5	785						
	2009.06 2013.11	AT/MT	F	L	Engine CBFA, CCTA, CCZA		2032950L	Drive Shaft		36		59.5	40.5	486						
	2009.06 2013.11	AT/MT	F	L	Engine CBFA, CCTA, CCZA		2033800L	Drive Shaft		36		59.5	40	487						
2.0 GTi (155 kw)	2009.04 2012.11	MT	F	R	Engine CCZB	Date from:2010.01	2611470L	Drive Shaft		36		59.5	40.5	795						
	2009.04 2012.11	MT	F	L	Engine CCZB	Date to:2009.12	2032950L	Drive Shaft		36		59.5	40.5	486						
	2009.04 2012.11	MT	F	L	Engine CCZB		2033800L	Drive Shaft		36		59.5	40	487						
	2009.04 2012.11	AT	F	R	Engine CCZB		2016530L	Drive Shaft		36		59.5	40.5	785						
2.0 GTi (173 kw)	2011.05 2012.11	MT	F	R	Engine CDLG		2611470L	Drive Shaft		36		59.5	40.5	795						
	2011.05 2012.11	AT	F	R	Engine CDLG		2016530L	Drive Shaft		36		59.5	40.5	785						
2.0 TDI (100 kw)	2008.10 2012.11	6MT	F	L	Engine CBAA, CFFA	Rims:With steel rim	2033800L	Drive Shaft		36		59.5	40	487						
	2008.10 2012.11	6MT	F	L	Engine CBAA, CFFA	Rims:With alloy rim	2032950L	Drive Shaft		36		59.5	40.5	486						
	2008.10 2012.11	6MT	F	R	Engine CBAA, CFFA		2033130L	Drive Shaft		36		59.5	40.5	794						
2.0 TDI (103 kw)	2008.10 2013.05	MT	F	L	Engine CBAB, CFFB, CJAA	Rims:With steel rim	2033800L	Drive Shaft		36		59.5	40	487						
	2008.10 2013.05	MT	F	L	Engine CBAB, CFFB, CJAA	Rims:With alloy rim	2032950L	Drive Shaft		36		59.5	40.5	486						
	2008.10 2013.05	AT	F	L	Engine CBAB, CFFB, CJAA		2540130L	Drive Shaft		36		59.5	40.5	482						
	2008.10 2013.05	AT	F	R	Engine CBAB, CFFB, CJAA		2540110L	Drive Shaft		36		59.5	40.5	760						
	2008.10 2013.05	MT	F	R	Engine CBAB, CFFB, CJAA		2033130L	Drive Shaft		36		59.5	40.5	794						
	2009.05 2012.11	MT	F	R	AWD Engine CBAB, CFFB		2032660L	Drive Shaft		36		59.5	40.5	601						
	2009.05 2012.11	MT	F	L	AWD Engine CBAB, CFFB		2032950L	Drive Shaft		36		59.5	40.5	486						
2.0 TDI (125 kw)	2009.04 2012.11	AT	F	R	Engine CBBB, CFGB		2540110L	Drive Shaft		36		59.5	40.5	760						
	2009.04 2012.11	6MT	F	R	Engine CBBB, CFGB	For driving school cars	2611470L	Drive Shaft		36		59.5	40.5	795						
	2009.04 2012.11	AT	F	L	Engine CBBB, CFGB		2033810L	Drive Shaft		36		59.5	40	485						
	2009.04 2012.11	MT	F	R	Engine CBBB, CFGB		2033130L	Drive Shaft		36		59.5	40.5	794						
	2009.04 2012.11	MT	F	L	Engine CBBB, CFGB		2032950L	Drive Shaft		36		59.5	40.5	486						
2.0 TDI (81 kw)	2008.10 2012.11	MT	F	R	Engine CBDC, CLCA		2610420L	Drive Shaft		36		59.5	40	814						
	2008.10 2012.11	AT	F	L	Engine CBDC, CLCA		2540130L	Drive Shaft		36		59.5	40.5	482						
	2008.10 2012.11	MT	F	L	Engine CBDC, CLCA		2032940L	Drive Shaft		36		59.5	40	517						
	2008.10 2012.11	AT	F	R	Engine CBDC, CLCA		2540110L	Drive Shaft		36		59.5	40.5	760						
2.5 (125 kw)	2009.07 2013.05	MT	F	R	Engine CBTA, CBUA		2612830L	Drive Shaft		36		59.5	40	815						
	2009.07 2013.05	MT	F	L	Engine CBTA, CBUA		2032940L	Drive Shaft		36		59.5	40	517						
	2009.07 2013.05	AT	F	R	Engine CBTA, CBUA		2540110L	Drive Shaft		36		59.5	40.5	760						
GOLF VI Van (5K1_)																				
1.2 TSi (63 kw)	2010.05 2012.11	MT	F	R	Engine CBZA		2610960L	Drive Shaft		36		59.5	40	800						
	2010.05 2012.11	MT	F	L	Engine CBZA		2612010L	Drive Shaft		36		59.5	40	536						
1.2 TSi BlueMotion (77 kw)	2009.05 2012.11	AT/MT	F	R	Engine CBZB		2610960L	Drive Shaft		36		59.5	40	800						
	2009.05 2012.11	AT/MT	F	L	Engine CBZB		2612010L	Drive Shaft		36		59.5	40	536						
1.4 TSi (118 kw)	2008.10 2012.11	MT	F	L	Engine CAVD		2612010L	Drive Shaft		36		59.5	40	536						
	2008.10 2012.11	AT	F	R	Engine CAVD		2016530L	Drive Shaft		36		59.5	40.5	785						
	2008.10 2012.11	MT	F	R	Engine CAVD		2610960L	Drive Shaft		36		59.5	40	800						
	2008.10 2012.11	AT	F	L	Engine CAVD		2612810L	Drive Shaft		36		59.5	40.5	525						
1.6 TDi (66 kw)	2009.02 2012.11	5MT	F	R	Engine CAYB		2610420L	Drive Shaft		36		59.5	40	814						
	2009.02 2012.11	5MT	F	L	Engine CAYB		2032940L	Drive Shaft		36		59.5	40	517						
1.6 TDi BlueMotion (77 kw)	2009.05 2012.11	MT	F	R	Engine CAYC	Date from:2011.06,For PR code:GOJ	2612830L	Drive Shaft		36		59.5	40	815						
	2009.05 2012.11	AT	F	L	Engine CAYC	Date to:2009.10	2611000L	Drive Shaft		36		59.5	40.5	514						
	2009.05 2012.11	MT	F	L	Engine CAYC	Date to:2011.05,date from:2011.06,For PR code:GOC	2032940L	Drive Shaft		36		59.5	40	517						
	2009.05 2012.11	AT	F	L	Engine CAYC	Date from:2011.06	2612820L	Drive Shaft		36		59.5	40	523						
	2009.05 2012.11	MT	F	L	Engine CAYC	Date from:2011.06,For PR code:GOJ	2612820L	Drive Shaft		36		59.5	40	523						
	2009.05 2012.11	AT	F	R	Engine CAYC	Date from:2011.06	2610960L	Drive Shaft		36		59.5	40	800						
2.0 GTi (155 kw)	2009.02 2012.11	MT	F	R	Engine CCZB		2611470L	Drive Shaft		36		59.5	40.5	795						
	2009.02 2012.11	AT	F	R	Engine CCZB		2016530L	Drive Shaft		36		59.5	40.5	785						
	2009.02 2012.11	MT	F	L	Engine CCZB		2032950L	Drive Shaft		36		59.5	40.5	486						
2.0 TDi (103 kw)	2009.09 2012.11	MT	F	L	Engine CFFB, CJAA	Rims:With steel rim	2033800L	Drive Shaft		36		59.5	40	487						
	2009.09 2012.11	AT	F	L	Engine CFFB, CJAA		2540130L	Drive Shaft		36		59.5	40.5	482						
	2009.09 2012.11	AT	F	R	Engine CFFB, CJAA		2540110L	Drive Shaft		36		59.5	40.5	760						
	2009.09 2012.11	MT	F	R	Engine CFFB, CJAA		2033130L	Drive Shaft		36		59.5	40.5	794						
	2009.09 2012.11	MT	F	L	Engine CFFB, CJAA	Rims:With alloy rim	2032950L	Drive Shaft		36		59.5	40.5	486						
2.0 TDi (125 kw)	2010.05 2012.11	AT	F	L	Engine CFGB	Rims:With steel rim	2540130L	Drive Shaft		36		59.5	40.5	482						
	2010.05 2012.11	AT	F	L	Engine CFGB	Rims:With alloy rim	2033810L	Drive Shaft		36		59.5	40	485						
	2010.05 2012.11	AT	F	R	Engine CFGB		2540110L	Drive Shaft		36		59.5	40.5	760						
	2010.05 2012.11	MT	F	L	Engine CFGB	With steel rim:With alloy rim	2032950L	Drive Shaft		36		59.5	40.5	486						





	 YEAR	TRANSM.	F/R	L/R	DRIVE TYPE & ENGINE	REMARKS	GSP Ref.	 PRODUCT	 ABS	Technical Specifications				
										A	B	C	H	L
VW														
GOLF VI Van (5K1_)														
TSI (90 kw)	2008.10 2012.11	MT	F	L	Engine CAXA	PR code:OEM/OEJ	2612010L	Drive Shaft		36	59.5	40	536	
	2008.10 2012.11	AT	F	L	Engine CAXA	Date from:2011.06	2612010L	Drive Shaft		36	59.5	40	536	
	2008.10 2012.11	AT	F	R	Engine CAXA	Date from:2011.06	2610960L	Drive Shaft		36	59.5	40	800	
	2008.10 2012.11	MT	F	R	Engine CAXA	PR code:OEM/OEJ	2610960L	Drive Shaft		36	59.5	40	800	
	2008.10 2012.11	AT	F	R	Engine CAXA	date to:2011.05	2016530L	Drive Shaft		36	59.5	40.5	785	
	2008.10 2012.11	AT	F	L	Engine CAXA	date to:2011.05	2612810L	Drive Shaft		36	59.5	40.5	525	
GOLF VI Variant (AJ5)														
1.2 TSI (63 kw)	2010.07 2013.07	MT	F	R	Engine CBZA		2610960L	Drive Shaft		36	59.5	40	800	
1.2 TSI (77 kw)	2009.07 2013.07	AT	F	R	Engine CBZB		2016530L	Drive Shaft		36	59.5	40.5	785	
	2009.07 2013.07	6MT	F	R	Engine CBZB		2610960L	Drive Shaft		36	59.5	40	800	
1.4 TSI (118 kw)	2009.07 2013.07	MT	F	R	Engine CAVD, CNWA, CTHD, CTKA	For Engine code:CAVD/CTHD	2610960L	Drive Shaft		36	59.5	40	800	
	2009.07 2013.07	MT	F	L	Engine CAVD, CNWA, CTHD, CTKA	For Engine code:CTHD	2612010L	Drive Shaft		36	59.5	40	536	
	2009.07 2013.07	AT	F	R	Engine CAVD, CNWA, CTHD, CTKA		2016530L	Drive Shaft		36	59.5	40.5	785	
1.4 TSI (90 kw)	2009.07 2013.07	AT	F	R	Engine CAXA		2016530L	Drive Shaft		36	59.5	40.5	785	
	2009.07 2013.07	MT	F	R	Engine CAXA		2610960L	Drive Shaft		36	59.5	40	800	
1.6 (75 kw)	2009.07 2013.07	5MT	F	R	Engine BSE, BSF, CCSA		2610960L	Drive Shaft		36	59.5	40	800	
1.6 BiFuel (75 kw)	2009.07 2010.12	5MT	F	R	Engine BSF		2610960L	Drive Shaft		36	59.5	40	800	
1.6 MultiFuel (75 kw)	2010.07 2013.07	5MT	F	R	Engine CMXA		2610960L	Drive Shaft		36	59.5	40	800	
1.6 TDI (66 kw)	2009.12 2013.07	5MT	F	R	Engine CAYB		2610420L	Drive Shaft		36	59.5	40	814	
	2009.12 2013.07	5MT	F	L	Engine CAYB		2032940L	Drive Shaft		36	59.5	40	517	
1.6 TDI (77 kw)	2009.07 2013.07	6MT	F	R	AWD Engine CAYC		2032660L	Drive Shaft		36	59.5	40.5	601	
	2009.07 2013.07	AT	F	L	Engine CAYC		2611000L	Drive Shaft		36	59.5	40.5	514	
	2009.07 2013.07	6MT	F	L	AWD Engine CAYC		2032950L	Drive Shaft		36	59.5	40.5	486	
	2009.07 2013.07	AT	F	R	Engine CAYC	For Modelcode:BA5	2610420L	Drive Shaft		36	59.5	40	814	
	2009.07 2013.07	MT	F	L	Engine CAYC		2032940L	Drive Shaft		36	59.5	40	517	
	2009.07 2013.07	AT	F	R	Engine CAYC		2033130L	Drive Shaft		36	59.5	40.5	794	
	2009.07 2013.07	Semi	F	R	Engine CAYC	Date from:2011.06	2610960L	Drive Shaft		36	59.5	40	800	
2.0 TDI (100 kw)	2009.07 2013.07	6MT	F	R	Engine CBDA, CFHB		2033130L	Drive Shaft		36	59.5	40.5	794	
	2009.07 2013.07	6MT	F	L	Engine CBDA, CFHB		2032950L	Drive Shaft		36	59.5	40.5	486	
2.0 TDI (103 kw)	2009.07 2013.07	MT	F	L	Engine CBDB, CFHC, CJAA		2032950L	Drive Shaft		36	59.5	40.5	486	
	2009.07 2013.07	MT	F	R	Engine CBDB, CFHC, CJAA		2033130L	Drive Shaft		36	59.5	40.5	794	
	2009.07 2013.07	AT	F	R	Engine CBDB, CFHC, CJAA		2540110L	Drive Shaft		36	59.5	40.5	760	
	2009.07 2013.07	AT	F	L	Engine CBDB, CFHC, CJAA		2540130L	Drive Shaft		36	59.5	40.5	482	
2.0 TDI (81 kw)	2010.01 2013.07	5MT	F	R	Engine CLCA		2610420L	Drive Shaft		36	59.5	40	814	
	2010.01 2013.07	5MT	F	L	Engine CLCA		2032940L	Drive Shaft		36	59.5	40	517	
2.0 TSI (147 kw)	2009.07 2013.07	AT	F	L	Engine CCZA		2032950L	Drive Shaft		36	59.5	40.5	486	
GOLF VII (5G1, BQ1, BE1, BE2)														
1.2 TSI (63 kw)	2012.08	5MT	F	R	Engine CJZB, CYVA		2610960L	Drive Shaft		36	59.5	40	800	
	2012.08	5MT	F	L	Engine CJZB, CYVA	for PR number:1PE/1PF/1PA+2H4	2033730L	Drive Shaft		36	59.5	40	517	
1.2 TSI (77 kw)	2012.11	7DCT	F	L	Engine CJZA		2612820L	Drive Shaft		36	59.5	40	523	
	2012.11	5MT/6MT	F	L	Engine CJZA		2033730L	Drive Shaft		36	59.5	40	517	
	2012.11	7DCT	F	R	Engine CJZA		2610960L	Drive Shaft		36	59.5	40	800	
	2012.11	5MT/6MT	F	R	Engine CJZA		2613070L	Drive Shaft		36	59.5	40	820	
1.2 TSI (81 kw)	2014.04	7DCT	F	L	Engine CYVB		2612820L	Drive Shaft		36	59.5	40	523	
	2014.04	6MT	F	L	Engine CYVB		2033730L	Drive Shaft		36	59.5	40	517	
	2014.04	7DCT	F	R	Engine CYVB		2610960L	Drive Shaft		36	59.5	40	800	
	2014.04	6MT	F	R	Engine CYVB		2613070L	Drive Shaft		36	59.5	40	820	
1.4 TGI CNG (81 kw)	2013.06	6MT/7DCT	F	L	Engine CPWA, CZBA		2612820L	Drive Shaft		36	59.5	40	523	
	2013.06	7DCT	F	R	Engine CPWA, CZBA		2610960L	Drive Shaft		36	59.5	40	800	
	2013.06	6MT	F	R	Engine CPWA, CZBA		2613070L	Drive Shaft		36	59.5	40	820	
1.4 TSI (103 kw)	2012.08	7DCT	F	R	Engine CHPA, CPTA		2033130L	Drive Shaft		36	59.5	40.5	794	
	2012.08	6MT	F	R	Engine CHPA, CPTA		2612830L	Drive Shaft		36	59.5	40	815	
	2012.08	7DCT	F	L	Engine CHPA, CPTA		2611000L	Drive Shaft		36	59.5	40.5	514	
	2012.08	6MT	F	L	Engine CHPA, CPTA		2612820L	Drive Shaft		36	59.5	40	523	
	2014.05	6MT	F	R	Engine CZDA, CZEA, DGXA		2612830L	Drive Shaft		36	59.5	40	815	
1.4 TSI (110 kw)	2014.05	7DCT	F	R	Engine CZDA, CZEA, DGXA		2033130L	Drive Shaft		36	59.5	40.5	794	
	2014.05	6MT	F	L	Engine CZDA, CZEA, DGXA		2612820L	Drive Shaft		36	59.5	40	523	
	2014.05	7DCT	F	L	Engine CZDA, CZEA, DGXA		2611000L	Drive Shaft		36	59.5	40.5	514	
	2014.05	7DCT	F	R	Engine CZDA, CZEA, DGXA		2612820L	Drive Shaft		36	59.5	40	523	
1.4 TSI (90 kw)	2012.11	6MT/7DCT	F	L	Engine CMBA, CXSA		2612820L	Drive Shaft		36	59.5	40	523	
	2012.11	7DCT	F	R	Engine CMBA, CXSA		2610960L	Drive Shaft		36	59.5	40	800	
	2012.11	6MT	F	R	Engine CMBA, CXSA		2613070L	Drive Shaft		36	59.5	40	820	
1.4 TSI (92 kw)	2014.05	7DCT	F	L	Engine CZCA	For PR code:7GR,Exhaust Emission no.:Euro 5	2611000L	Drive Shaft		36	59.5	40.5	514	
	2014.05	6MT	F	L	Engine CZCA		2612820L	Drive Shaft		36	59.5	40	523	
	2014.05	6MT	F	R	Engine CZCA		2613070L	Drive Shaft		36	59.5	40	820	
	2014.05	7DCT	F	R	Engine CZCA	For PR code:7GR,Exhaust Emission no.:Euro 5	2033130L	Drive Shaft		36	59.5	40.5	794	
	2014.05	7DCT	F	R	Engine CZCA		2610960L	Drive Shaft		36	59.5	40	800	

	 YEAR	TRANSM.	F/R	L/R	DRIVE TYPE & ENGINE	REMARKS	GSP Ref.	 PRODUCT	 ABS	Technical Specifications				
										A	B	C	H	L
VW														
GOLF VII (5G1, BQ1, BE1, BE2)														
1.4 TSI MultiFuel (90 kw)	2013.04	6MT	F	L	Engine CPVA		2612820L	Drive Shaft		36	59.5	40	523	
	2013.04	6MT	F	R	Engine CPVA		2613070L	Drive Shaft		36	59.5	40	820	
1.4 TSI MultiFuel (92 kw)	2013.12	6MT	F	L	Engine CPVB		2612820L	Drive Shaft		36	59.5	40	523	
	2013.12	AT	F	R	Engine CPVB		2610960L	Drive Shaft		36	59.5	40	800	
	2013.12	6MT	F	R	Engine CPVB		2613070L	Drive Shaft		36	59.5	40	820	
1.5 TGI (96 kw)	2018.11	6MT	F	L	Engine DHFA		2612820L	Drive Shaft		36	59.5	40	523	
	2018.11	6MT	F	R	Engine DHFA		2610960L	Drive Shaft		36	59.5	40	800	
1.5 TSI (110 kw)	2017.04	6MT	F	L	Engine DADA, DPCA		2612820L	Drive Shaft		36	59.5	40	523	
	2017.04	7DCT	F	L	Engine DADA, DPCA		2611000L	Drive Shaft		36	59.5	40.5	514	
1.5 TSI (96 kw)	2017.07	7DCT	F	L	Engine DACA		2612820L	Drive Shaft		36	59.5	40	523	
1.6 (81 kw)	2014.05	5MT	F	R	Engine CWVA		2610960L	Drive Shaft		36	59.5	40	800	
1.6 TDI (66 kw)	2013.04	5MT	F	R	Engine CLHB, CRKA, CXXA, DDYB	Model code:BQ1	2612830L	Drive Shaft		36	59.5	40	815	
	2013.04	5MT	F	R	Engine CLHB, CRKA, CXXA, DDYB	Model code:5G1	2610420L	Drive Shaft		36	59.5	40	814	
	2013.04	5MT	F	L	Engine CLHB, CRKA, CXXA, DDYB	Model code:BQ1	2612820L	Drive Shaft		36	59.5	40	523	
	2013.04	5MT	F	L	Engine CLHB, CRKA, CXXA, DDYB	Model code:5G1	2032940L	Drive Shaft		36	59.5	40	517	
1.6 TDI (77 kw)	2012.08	5MT	F	R	Engine CLHA		2612830L	Drive Shaft		36	59.5	40	815	
	2012.08	5MT/7AT	F	L	Engine CLHA		2612820L	Drive Shaft		36	59.5	40	523	
	2012.08	7DCT	F	R	Engine CLHA		2610960L	Drive Shaft		36	59.5	40	800	
	2012.11	6MT	F	L	AWD Engine CLHA		2033800L	Drive Shaft		36	59.5	40	487	
1.6 TDI (81 kw)	2013.01	6MT	F	L	AWD Engine CRKB, CXXB		2033800L	Drive Shaft		36	59.5	40	487	
	2013.01	5MT/6MT	F	R	Engine CRKB, CXXB, DBKA		2612830L	Drive Shaft		36	59.5	40	815	
	2013.01	5MT/6MT/7DCT	F	L	Engine CRKB, CXXB, DBKA		2612820L	Drive Shaft		36	59.5	40	523	
	2013.01	7DCT	F	R	Engine CRKB, CXXB, DBKA		2610960L	Drive Shaft		36	59.5	40	800	
1.6 TDI (85 kw)	2016.11	5MT/7DCT	F	L	Engine DDYA, DGTE		2612820L	Drive Shaft		36	59.5	40	523	
	2016.11	7DCT	F	R	Engine DDYA, DGTE		2610960L	Drive Shaft		36	59.5	40	800	
	2016.11	5MT	F	R	Engine DDYA, DGTE		2612830L	Drive Shaft		36	59.5	40	815	
2.0 GTD (135 kw)	2013.04	6DCT	F	L	Engine CUNA, DGCA, DJGA		2612850L	Drive Shaft		36	59.5	40	472	
	2013.04	6DCT	F	R	Engine CUNA, DGCA, DJGA		2033540L	Drive Shaft		36	59.5	40.5	760	
2.0 GTI (155 kw)	2013.11	6AT	F	L	Engine CNTA, CXCA		2033800L	Drive Shaft		36	59.5	40	487	
2.0 GTI (162 kw)	2013.04	6AT/6MT	F	L	Engine CHHB, CNTC, CXCB, CXDA		2033800L	Drive Shaft		36	59.5	40	487	
2.0 GTI (169 kw)	2013.04	6AT/6MT	F	L	Engine CHHA, CXDB		2033800L	Drive Shaft		36	59.5	40	487	
2.0 GTI (180 kw)	2017.03	6MT	F	L	Engine DKTB, DLBA		2033800L	Drive Shaft		36	59.5	40	487	
2.0 GTI Clubsport (195 kw)	2016.02	2017.03	6AT/6MT	F	L	Engine CJXE		2033800L	Drive Shaft		36	59.5	40	487
2.0 GTI Clubsport S (228 kw)	2016.09	6MT	F	L	Engine CJXG		2033800L	Drive Shaft		36	59.5	40	487	
2.0 R (206 kw)	2013.11	6AT	F	L	AWD Engine CJXB		2033800L	Drive Shaft		36	59.5	40	487	
2.0 R (213 kw)	2016.12	6AT/6MT/7AT	F	L	AWD Engine CJXD, DJHB, DNUC		2033800L	Drive Shaft		36	59.5	40	487	
2.0 R (221 kw)	2013.11	6MT	F	L	AWD Engine CJXC, DNUE		2033800L	Drive Shaft		36	59.5	40	487	
2.0 R (228 kw)	2016.12	6MT	F	L	AWD Engine CJXG, DJHA		2033800L	Drive Shaft		36	59.5	40	487	
2.0 TDI (105 kw)	2012.08	6MT	F	R	Engine CRBB, CRVC		2033130L	Drive Shaft		36	59.5	40.5	794	
	2012.08	6DCT	F	L	Engine CRBB, CRVC		2612850L	Drive Shaft		36	59.5	40	472	
	2012.08	6DCT	F	R	Engine CRBB, CRVC		2033540L	Drive Shaft		36	59.5	40.5	760	
	2012.08	6MT	F	L	Engine CRBB, CRVC		2033800L	Drive Shaft		36	59.5	40	487	
2.0 TDI (110 kw)	2012.11	6MT	F	R	Engine CRBC, CRLB, CRMB, CRUA, DCYA, DEJA, DFGA		2033130L	Drive Shaft		36	59.5	40.5	794	
	2012.11	AT	F	R	Engine CRBC, CRLB, CRMB, CRUA, DCYA, DEJA, DFGA		2540110L	Drive Shaft		36	59.5	40.5	760	
	2012.11	6MT	F	L	AWD Engine CRFC, CRBC, CRLB, CRMB, DCYA		2033800L	Drive Shaft		36	59.5	40	487	
	2012.11	6DCT	F	L	Engine CRBC, CRLB, CRMB, CRUA, DCYA, DEJA, DFGA		2612850L	Drive Shaft		36	59.5	40	472	
	2012.11	6DCT	F	R	Engine CRBC, CRLB, CRMB, CRUA, DCYA, DEJA, DFGA		2033540L	Drive Shaft		36	59.5	40.5	760	
	2012.11	6MT	F	L	Engine CRBC, CRLB, CRMB, CRUA, DCYA, DEJA, DFGA		2033800L	Drive Shaft		36	59.5	40	487	
2.0 TDI (81 kw)	2012.11	5MT	F	R	Engine CRBC, CRLB, CRMB, CRUA, DCYA, DEJA, DFGA		2612830L	Drive Shaft		36	59.5	40	815	
	2012.11	5MT/7DCT	F	L	Engine CRBC, CRLB, CRMB, CRUA, DCYA, DEJA, DFGA		2612820L	Drive Shaft		36	59.5	40	523	
	2012.11	6DCT	F	L	Engine CRBC, CRLB, CRMB, CRUA, DCYA, DEJA, DFGA		2612850L	Drive Shaft		36	59.5	40	472	
	2012.11	7DCT	F	R	Engine CRBC, CRLB, CRMB, CRUA, DCYA, DEJA, DFGA		2610960L	Drive Shaft		36	59.5	40	800	
	2012.11	6DCT	F	R	Engine CRBC, CRLB, CRMB, CRUA, DCYA, DEJA, DFGA		2033540L	Drive Shaft		36	59.5	40.5	760	
GOLF VII Van (5G1)														
1.2 TSi BlueMotion (63 kw)	2012.08	5MT	F	R	Engine CJZB		2610960L	Drive Shaft		36	59.5	40	800	
	2012.08	MT	F	R	Engine CJZB	Date from:2013.01	2610420L	Drive Shaft		36	59.5	40	814	
	2012.08	5MT	F	L	Engine CJZB	for PR number:0EC	2033730L	Drive Shaft		36	59.5	40	517	
1.2 TSi BlueMotion (77 kw)	2012.11	7DCT	F	L	Engine CJZA		2612820L	Drive Shaft		36	59.5	40	523	
	2012.11	6MT	F	L	Engine CJZA		2033730L	Drive Shaft		36	59.5	40	517	
	2012.11	MT	F	R	Engine CJZA	Date from:2013.01	2610420L	Drive Shaft		36	59.5	40	814	
	2012.11	7DCT	F	R	Engine CJZA		2610960L	Drive Shaft		36	59.5	40	800	
	2012.11	6MT	F	R	Engine CJZA		2613070L	Drive Shaft		36	59.5	40	820	
1.4 TSi BlueMotion (103 kw)	2012.08	6MT	F	L	Engine CHPA		2612820L	Drive Shaft		36	59.5	40	523	
	2012.08	7DCT	F	L	Engine CHPA		2611000L	Drive Shaft		36	59.5	40.5	514	
	2012.08	7DCT	F	R	Engine CHPA		2033130L	Drive Shaft		36	59.5	40.5	794	
	2012.08	6MT	F	R	Engine CHPA		2612830L	Drive Shaft		36	59.5	40	815	





	 YEAR	TRANSM.	F/R	L/R	DRIVE TYPE & ENGINE	REMARKS	GSP Ref.	 PRODUCT	 ABS	Technical Specifications				
										A	B	C	H	L
VW														
GOLF VII Van (5G1)														
1.4 TSi BlueMotion (90 kw)	2013.05	6MT/7DCT	F	L	Engine CXSA		2612820L	Drive Shaft		36	59.5	40	523	
	2013.05	7DCT	F	R	Engine CXSA		2610960L	Drive Shaft		36	59.5	40	800	
	2013.05	6MT	F	R	Engine CXSA		2613070L	Drive Shaft		36	59.5	40	820	
1.6 TDi BlueMotion (66 kw)	2013.04	5MT	F	R	Engine CRKA		2610420L	Drive Shaft		36	59.5	40	814	
	2013.04	5MT	F	L	Engine CRKA		2032940L	Drive Shaft		36	59.5	40	517	
1.6 TDi BlueMotion (77 kw)	2012.08	5MT/7DCT	F	L	Engine CLHA		2612820L	Drive Shaft		36	59.5	40	523	
	2012.08	7DCT	F	R	Engine CLHA		2610960L	Drive Shaft		36	59.5	40	800	
	2012.08	5MT	F	R	Engine CLHA		2612830L	Drive Shaft		36	59.5	40	815	
1.6 TDi BlueMotion (81 kw)	2013.11	6MT/7DCT	F	L	Engine CRKB, CXXB		2612820L	Drive Shaft		36	59.5	40	523	
	2013.11	7DCT	F	R	Engine CRKB, CXXB		2610960L	Drive Shaft		36	59.5	40	800	
	2013.11	6MT	F	R	Engine CRKB, CXXB		2612830L	Drive Shaft		36	59.5	40	815	
2.0 GTD (135 kw)	2013.04	6DCT	F	L	Engine CUNA		2612850L	Drive Shaft		36	59.5	40	472	
	2013.04	6DCT	F	R	Engine CUNA		2033540L	Drive Shaft		36	59.5	40.5	760	
2.0 GTi (162 kw)	2013.04	6AT/6MT	F	L	Engine CHHB		2033800L	Drive Shaft		36	59.5	40	487	
2.0 GTi (169 kw)	2015.04	6AT/6MT	F	L	Engine CHHA		2033800L	Drive Shaft		36	59.5	40	487	
2.0 TDi BlueMotion (110 kw)	2013.05	6MT	F	L	AWD Engine CRBC		2033800L	Drive Shaft		36	59.5	40	487	
GOLF VII Variant (BA5, BV5)														
1.2 TSi (63 kw)	2013.05 2017.03	5MT	F	R	Engine CJZB, CYVA		2610960L	Drive Shaft		36	59.5	40	800	
	2013.05 2017.03	MT	F	L	Engine CJZB, CYVA	<small>Date to 2017.03 for PR number: 1PE11P11PA/2H4</small>	2033730L	Drive Shaft		36	59.5	40	517	
1.2 TSi (77 kw)	2013.05	7DCT	F	L	Engine CJZA		2612820L	Drive Shaft		36	59.5	40	523	
	2013.05	6MT	F	L	Engine CJZA		2033730L	Drive Shaft		36	59.5	40	517	
	2013.05	7DCT	F	R	Engine CJZA		2610960L	Drive Shaft		36	59.5	40	800	
	2013.05	6MT	F	R	Engine CJZA		2613070L	Drive Shaft		36	59.5	40	820	
1.2 TSi (81 kw)	2014.04	7DCT	F	L	Engine CYVB		2612820L	Drive Shaft		36	59.5	40	523	
	2014.04	6MT	F	L	Engine CYVB		2033730L	Drive Shaft		36	59.5	40	517	
	2014.04	7DCT	F	R	Engine CYVB		2610960L	Drive Shaft		36	59.5	40	800	
	2014.04	6MT	F	R	Engine CYVB		2613070L	Drive Shaft		36	59.5	40	820	
1.4 TGI CNG (81 kw)	2013.09	6MT/7DCT	F	L	Engine CPWA		2612820L	Drive Shaft		36	59.5	40	523	
	2013.09	7DCT	F	R	Engine CPWA		2610960L	Drive Shaft		36	59.5	40	800	
	2013.09	6MT	F	R	Engine CPWA		2613070L	Drive Shaft		36	59.5	40	820	
1.4 TSi (103 kw)	2013.05 2017.03	7DCT	F	R	Engine CHPA		2033130L	Drive Shaft		36	59.5	40.5	794	
	2013.05 2017.03	6MT	F	L	Engine CHPA		2612820L	Drive Shaft		36	59.5	40	523	
	2013.05 2017.03	7DCT	F	L	Engine CHPA		2611000L	Drive Shaft		36	59.5	40.5	514	
	2013.05 2017.03	6MT	F	R	Engine CHPA		2612830L	Drive Shaft		36	59.5	40	815	
1.4 TSi (110 kw)	2014.05	6MT	F	L	Engine CHPB, CZDA, DGXA		2612820L	Drive Shaft		36	59.5	40	523	
	2014.05	7DCT	F	L	Engine CHPB, CZDA, DGXA		2611000L	Drive Shaft		36	59.5	40.5	514	
	2014.05	6MT	F	R	Engine CHPB, CZDA, DGXA		2612830L	Drive Shaft		36	59.5	40	815	
	2014.05	7DCT	F	R	Engine CHPB, CZDA, DGXA		2033130L	Drive Shaft		36	59.5	40.5	794	
1.4 TSi (90 kw)	2013.05	6MT/7DCT	F	L	Engine CXSA		2612820L	Drive Shaft		36	59.5	40	523	
	2013.05	7DCT	F	R	Engine CXSA		2610960L	Drive Shaft		36	59.5	40	800	
	2013.05	6MT	F	R	Engine CXSA		2613070L	Drive Shaft		36	59.5	40	820	
1.4 TSi (92 kw)	2014.05 2017.03	7DCT	F	L	Engine CZCA, CZDD	<small>For PR code: 7GR.Exhaust Emission no.:Euro 5</small>	2611000L	Drive Shaft		36	59.5	40.5	514	
	2014.05 2017.03	6MT	F	L	Engine CZCA, CZDD		2612820L	Drive Shaft		36	59.5	40	523	
	2014.05 2017.03	6MT	F	R	Engine CZCA, CZDD		2613070L	Drive Shaft		36	59.5	40	820	
	2014.05 2017.03	7DCT	F	R	Engine CZCA, CZDD	<small>For PR code: 7GR.Exhaust Emission no.:Euro 5</small>	2033130L	Drive Shaft		36	59.5	40.5	794	
	2014.05 2017.03	7DCT	F	R	Engine CZCA, CZDD		2610960L	Drive Shaft		36	59.5	40	800	
1.4 TSi MultiFuel (90 kw)	2013.04 2017.03	6MT	F	L	Engine CPVA		2612820L	Drive Shaft		36	59.5	40	523	
	2013.04 2017.03	7AT	F	L	Engine CPVA		2032940L	Drive Shaft		36	59.5	40	517	
	2013.04 2017.03	AT	F	R	Engine CPVA		2610960L	Drive Shaft		36	59.5	40	800	
	2013.04 2017.03	6MT	F	R	Engine CPVA		2613070L	Drive Shaft		36	59.5	40	820	
1.4 TSi MultiFuel (92 kw)	2014.05 2017.03	6MT	F	L	Engine CPVB		2612820L	Drive Shaft		36	59.5	40	523	
	2014.05 2017.03	AT	F	R	Engine CPVB		2610960L	Drive Shaft		36	59.5	40	800	
	2014.05 2017.03	6MT	F	R	Engine CPVB		2613070L	Drive Shaft		36	59.5	40	820	
1.5 TGI (96 kw)	2018.12	7AT	F	L	Engine DHFA		2612820L	Drive Shaft		36	59.5	40	523	
1.5 TSi (110 kw)	2017.04	6MT	F	L	Engine DADA, DPCA		2612820L	Drive Shaft		36	59.5	40	523	
	2017.04	7DCT	F	L	Engine DADA, DPCA		2611000L	Drive Shaft		36	59.5	40.5	514	
1.5 TSi (96 kw)	2017.07	7DCT	F	L	Engine DACA, DPBA		2612820L	Drive Shaft		36	59.5	40	523	
1.6 (81 kw)	2014.05 2017.03	5MT	F	R	Engine CWVA		2610960L	Drive Shaft		36	59.5	40	800	
	2014.05 2017.03	AT	F	L	Engine CWVA	<small>Date to 2017.03 for PR number: 1PE11P11PA/2H4</small>	2032940L	Drive Shaft		36	59.5	40	517	
1.6 TDi (66 kw)	2013.05 2017.03	5MT	F	R	Engine CLHB, CRKA, CXXA, DDYB	for model cod BV5	2612830L	Drive Shaft		36	59.5	40	815	
	2013.05 2017.03	5MT	F	R	Engine CLHB, CRKA, CXXA, DDYB	for model cod BA5	2610420L	Drive Shaft		36	59.5	40	814	
	2013.05 2017.03	5MT	F	L	Engine CLHB, CRKA, CXXA, DDYB	for model cod BV5	2612820L	Drive Shaft		36	59.5	40	523	
	2013.05 2017.03	5MT	F	L	Engine CLHB, CRKA, CXXA, DDYB	for model cod BA5	2032940L	Drive Shaft		36	59.5	40	517	
1.6 TDi (77 kw)	2013.05 2017.03	5MT	F	R	Engine CLHA		2612830L	Drive Shaft		36	59.5	40	815	
	2013.05 2017.03	5MT/7AT	F	L	Engine CLHA		2612820L	Drive Shaft		36	59.5	40	523	
	2013.05 2017.03	7DCT	F	R	Engine CLHA		2610960L	Drive Shaft		36	59.5	40	800	





YEAR	TRANSM.	F/R	L/R	DRIVE TYPE & ENGINE	REMARKS	GSP Ref.	PRODUCT	ABS	Technical Specifications					
									A	B	C	H	L	
VW														
GOLF VII Variant (BA5, BV5)														
1.6 TDI (77 kw)	2013.05	2017.03	6MT	F	L	AWD Engine CLHA		2033800L	Drive Shaft	36	59.5	40	487	
1.6 TDI (81 kw)	2013.05	2017.03	5MT/6MT	F	R	Engine CRKB, CXXB, DBKA		2612830L	Drive Shaft	36	59.5	40	815	
	2013.05	2017.03	5MT/6MT/7DCT	F	L	Engine CRKB, CXXB, DBKA		2612820L	Drive Shaft	36	59.5	40	523	
	2013.05	2017.03	7DCT	F	R	Engine CRKB, CXXB, DBKA		2610960L	Drive Shaft	36	59.5	40	800	
	2013.05	2017.03	6MT	F	L	AWD Engine CRKB, CXXB		2033800L	Drive Shaft	36	59.5	40	487	
1.6 TDI (85 kw)	2016.11		5MT/7AT	F	L	Engine DDYA, DGTE		2612820L	Drive Shaft	36	59.5	40	523	
	2016.11		7DCT	F	R	Engine DDYA, DGTE		2610960L	Drive Shaft	36	59.5	40	800	
	2016.11		5MT	F	R	Engine DDYA, DGTE		2612830L	Drive Shaft	36	59.5	40	815	
1.8 TSI (132 kw)	2016.11		6AT	F	L	AWD Engine CJSB		2033800L	Drive Shaft	36	59.5	40	487	
2.0 GTD (135 kw)	2015.01	2017.03	6DCT	F	L	Engine CUNA, DGCA, DJGA		2612850L	Drive Shaft	36	59.5	40	472	
	2015.01	2017.03	6DCT	F	R	Engine CUNA, DGCA, DJGA		2033540L	Drive Shaft	36	59.5	40.5	760	
2.0 R (206 kw)	2015.03	2017.03	6AT/6MT	F	L	AWD Engine CJXB		2033800L	Drive Shaft	36	59.5	40	487	
2.0 R (221 kw)	2015.03	2017.03	6AT	F	L	AWD Engine CJXC, DNUE		2033800L	Drive Shaft	36	59.5	40	487	
2.0 TDI (110 kw)	2013.04		6MT	F	R	Engine CRBC, CRLB, CRUA, DCYA, DEJA, DFGA		2033130L	Drive Shaft	36	59.5	40.5	794	
	2013.04	2018.05	6MT	F	L	AWD Engine CRBC, CRLB, DCYA		2033800L	Drive Shaft	36	59.5	40	487	
	2013.04		AT	F	R	Engine CRBC, CRLB, CRUA, DCYA, DEJA, DFGA		2540110L	Drive Shaft	36	59.5	40.5	760	
	2013.04		6DCT	F	L	Engine CRBC, CRLB, CRUA, DCYA, DEJA, DFGA		2612850L	Drive Shaft	36	59.5	40	472	
	2013.04		6DCT	F	R	Engine CRBC, CRLB, CRUA, DCYA, DEJA, DFGA		2033540L	Drive Shaft	36	59.5	40.5	760	
	2013.04		6MT	F	L	Engine CRBC, CRLB, CRUA, DCYA, DEJA, DFGA		2033800L	Drive Shaft	36	59.5	40	487	
2.0 TDI (81 kw)	2013.05	2017.03	5MT	F	R			2612830L	Drive Shaft	36	59.5	40	815	
	2013.05	2017.03	6DCT	F	L			2612850L	Drive Shaft	36	59.5	40	472	
	2013.05	2017.03	5MT	F	L		Inner teeth of wheel side:33	2612820L	Drive Shaft	36	59.5	40	523	
	2013.05	2017.03	6DCT	F	R			2033540L	Drive Shaft	36	59.5	40.5	760	
	2013.05	2017.03	7AT	F	R			2610960L	Drive Shaft	36	59.5	40	800	
JETTA III (1K2)														
1.4 TSI (103 kw)	2006.07	2010.10	6MT	F	R	Engine BMY		2610960L	Drive Shaft	36	59.5	40	800	
	2006.07	2010.10	6MT	F	L	Engine BMY		2612010L	Drive Shaft	36	59.5	40	536	
1.4 TSI (118 kw)	2008.07	2010.10	6MT	F	L	Engine CAVD		2612010L	Drive Shaft	36	59.5	40	536	
	2008.07	2010.10	6MT	F	R	Engine CAVD		2610960L	Drive Shaft	36	59.5	40	800	
	2008.07	2010.10	7DCT	F	R	Engine CAVD		2016530L	Drive Shaft	36	59.5	40.5	785	
1.4 TSI (125 kw)	2006.07	2010.10	6MT	F	R	Engine BLG		2016530L	Drive Shaft	36	59.5	40.5	785	
1.4 TSI (90 kw)	2007.05	2010.10	7DCT	F	R	Engine CAXA	Date from:2010.05	2016530L	Drive Shaft	36	59.5	40.5	785	
	2007.05	2010.10	6MT	F	R	Engine CAXA	For Modelcode:162/163	2610960L	Drive Shaft	36	59.5	40	800	
1.6 (75 kw)	2004.09	2010.10	6AT	F	R	Engine BGU, BSE, BSF, CCSA		2610940L	Drive Shaft	36	26	59.5	40	884
	2004.09	2010.10	5MT	F	R	Engine BGU, BSE, BSF, CCSA		2610960L	Drive Shaft	36	59.5	40	800	
	2004.09	2010.10	7DCT	F	R	Engine BGU, BSE, BSF, CCSA		2610420L	Drive Shaft	36	59.5	40	814	
	2004.09	2010.10	7DCT	F	L	Engine BGU, BSE, BSF, CCSA		2032940L	Drive Shaft	36	59.5	40	517	
1.6 FSI (85 kw)	2005.09	2010.10	6MT	F	R	Engine BLF		2612110L	Drive Shaft	36	59.5	40.5	784	
1.6 MultiFuel (75 kw)	2008.01	2010.10	5MT	F	R	Engine CCSA		2610960L	Drive Shaft	36	59.5	40	800	
1.6 TDI (66 kw)	2009.12	2010.10	5MT	F	R	Engine CAYB		2610420L	Drive Shaft	36	59.5	40	814	
	2009.12	2010.10	5MT	F	L	Engine CAYB		2032940L	Drive Shaft	36	59.5	40	517	
1.6 TDI (77 kw)	2009.06	2010.10	5MT	F	R	Engine CAYC		2610420L	Drive Shaft	36	59.5	40	814	
	2009.06	2010.10	7DCT	F	R	Engine CAYC		2033130L	Drive Shaft	36	59.5	40.5	794	
	2009.06	2010.10	7DCT	F	L	Engine CAYC		2611000L	Drive Shaft	36	59.5	40.5	514	
	2009.06	2010.10	5MT	F	L	Engine CAYC		2032940L	Drive Shaft	36	59.5	40	517	
1.9 TDI (77 kw)	2005.08	2010.10	5MT	F	R	Engine BKC, BLS, BXE		2610420L	Drive Shaft	36	59.5	40	814	
	2005.08	2010.10	7DCT	F	R	Engine BKC, BLS, BXE	chassis no. from:1K-9-091376.date from:2008.12	2033130L	Drive Shaft	36	59.5	40.5	794	
	2005.08	2010.10	6DCT	F	L	Engine BKC, BLS, BXE		2540130L	Drive Shaft	36	59.5	40.5	482	
	2005.08	2010.10	7DCT	F	L	Engine BKC, BLS, BXE	chassis no. from:1K-9-091376.date from:2008.12	2611000L	Drive Shaft	36	59.5	40.5	514	
	2005.08	2010.10	5MT	F	L	Engine BKC, BLS, BXE		2032940L	Drive Shaft	36	59.5	40	517	
	2005.08	2010.10	6DCT	F	R	Engine BKC, BLS, BXE		2540110L	Drive Shaft	36	59.5	40.5	760	
2.0 FSI (110 kw)	2005.08	2010.10	6AT	F	R	Engine BLR, BLX, BLY, BVY, BVZ		2610940L	Drive Shaft	36	26	59.5	40	884
	2005.08	2010.10	6MT	F	R	Engine BLR, BLX, BLY, BVY, BVZ		2610420L	Drive Shaft	36	59.5	40	814	
	2005.08	2010.10	6MT	F	L	Engine BLR, BLX, BLY, BVY, BVZ		2032940L	Drive Shaft	36	59.5	40	517	
2.0 TDI (100 kw)	2005.09	2010.10	6MT	F	L	Engine AZV, CBDA		2032950L	Drive Shaft	36	59.5	40.5	486	
	2005.09	2010.10	6DCT	F	L	Engine AZV, CBDA		2540130L	Drive Shaft	36	59.5	40.5	482	
	2005.09	2010.10	6MT	F	R	Engine AZV, CBDA		2033130L	Drive Shaft	36	59.5	40.5	794	
	2005.09	2010.10	6DCT	F	R	Engine AZV, CBDA		2540110L	Drive Shaft	36	59.5	40.5	760	
2.0 TDI (103 kw)	2005.10	2010.10	6MT	F	L	Engine BMM		2032950L	Drive Shaft	36	59.5	40.5	486	
	2005.10	2010.10	6DCT	F	L	Engine BMM		2540130L	Drive Shaft	36	59.5	40.5	482	
	2005.10	2010.10	6MT	F	R	Engine BMM		2033130L	Drive Shaft	36	59.5	40.5	794	
	2005.10	2010.10	6DCT	F	R	Engine BMM		2540110L	Drive Shaft	36	59.5	40.5	760	
2.0 TDI (125 kw)	2006.10	2010.10	6DCT	F	L	Engine BMN, CEGA		2540130L	Drive Shaft	36	59.5	40.5	482	
	2006.10	2010.10	6DCT	F	R	Engine BMN, CEGA		2540110L	Drive Shaft	36	59.5	40.5	760	
	2006.10	2010.10	6MT	F	L	Engine BMN, CEGA		2033800L	Drive Shaft	36	59.5	40	487	
2.0 TDI 16V (103 kw)	2005.08	2010.10	6MT	F	L	Engine BKD, CBDB, CBEA, CJAA		2032950L	Drive Shaft	36	59.5	40.5	486	





	 YEAR	TRANSM.	F/R	L/R	DRIVE TYPE & ENGINE	REMARKS	GSP Ref.	 PRODUCT	 ABS	Technical Specifications					
										A	B	C	H	L	
VW															
JETTA III (1K2)															
2.0 TDI 16V (103 kw)	2005.08	2010.10	6MT	F	R	Engine BKD, CBDB, CBEA, CJAA		2033130L	Drive Shaft		36		59.5	40.5	794
	2005.08	2010.10	6DCT	F	L	Engine BKD, CBDB, CBEA, CJAA		2540130L	Drive Shaft		36		59.5	40.5	482
	2005.08	2010.10	6DCT	F	R	Engine BKD, CBDB, CBEA, CJAA		2540110L	Drive Shaft		36		59.5	40.5	760
2.0 TFSI (147 kw)	2005.10	2010.10	6DCT	F	L	Engine AXJ, BPY, BWA, CAWB, CBFA, CCTA		2032950L	Drive Shaft		36		59.5	40.5	486
	2005.10	2010.10	6DCT	F	R	Engine AXJ, BPY, BWA, CAWB, CBFA, CCTA		2016530L	Drive Shaft		36		59.5	40.5	785
2.5 (110 kw)	2006.01	2010.10	5MT	F	L	Engine BGP, BGQ, BTK		2032940L	Drive Shaft		36		59.5	40	517
JETTA IV (162, 163, AV3, AV2)															
1.2 TSI (77 kw)	2010.10		DCT	F	R	Engine CBZB		2016530L	Drive Shaft		36		59.5	40.5	785
	2010.10		MT	F	R	Engine CBZB	Date to:2014.09	2610960L	Drive Shaft		36		59.5	40	800
1.4 TSI (110 kw)	2011.04		6MT/7DCT	F	R	Engine CAVA, CTHA		2016530L	Drive Shaft		36		59.5	40.5	785
1.4 TSI (118 kw)	2011.04		7DCT	F	R	Engine CAVD, CTHD		2016530L	Drive Shaft		36		59.5	40.5	785
1.4 TSI (90 kw)	2011.05		7DCT	F	R	Engine CAXA, CMSB		2016530L	Drive Shaft		36		59.5	40.5	785
	2011.05		6MT	F	R	Engine CAXA, CMSB	For Modelcode:162/163	2610960L	Drive Shaft		36		59.5	40	800
1.6 (63 kw)	2013.03		MT	F	R	Engine CFNB	Date from:2015.10	2610960L	Drive Shaft		36		59.5	40	800
	2013.03		MT	F	R	Engine CFNB	Date to:2015.09	2612110L	Drive Shaft		36		59.5	40.5	784
1.6 (77 kw)	2011.12		AT	F	R	Engine CFNA, CLRA		2610940L	Drive Shaft		36	26	59.5	40	884
	2011.12		MT	F	R	Engine CFNA, CLRA		2612110L	Drive Shaft		36		59.5	40.5	784
1.6 (81 kw)	2015.09		6AT	F	R	Engine CWVA	Date to:2016.03	2610940L	Drive Shaft		36	26	59.5	40	884
	2015.09		5MT	F	R	Engine CWVA		2610960L	Drive Shaft		36		59.5	40	800
1.6 MPi (66 kw)	2015.09	2018.04	5MT	F	R	Engine CWVB		2610960L	Drive Shaft		36		59.5	40	800
1.6 TDI (77 kw)	2010.04	2015.07	5MT	F	R	Engine CAYC		2610420L	Drive Shaft		36		59.5	40	814
	2010.04	2015.07	7DCT	F	L	Engine CAYC		2611000L	Drive Shaft		36		59.5	40.5	514
2.0 (85 kw)	2010.06	2017.12	6AT	F	R	Engine CBPA, CKJA		2610940L	Drive Shaft		36	26	59.5	40	884
2.0 TDI (103 kw)	2011.02		MT	F	L	Engine CFFB, CFHC, CJAA, CLCB		2032950L	Drive Shaft		36		59.5	40.5	486
	2011.02		AT	F	L	Engine CFFB, CFHC, CJAA, CLCB		2540130L	Drive Shaft		36		59.5	40.5	482
	2011.02		AT	F	R	Engine CFFB, CFHC, CJAA, CLCB		2540110L	Drive Shaft		36		59.5	40.5	760
2.0 TDI (110 kw)	2014.07		AT	F	L	Engine CUUB, CVCA, DELA, DGMA		2540130L	Drive Shaft		36		59.5	40.5	482
	2014.07		AT	F	R	Engine CUUB, CVCA, DELA, DGMA		2540110L	Drive Shaft		36		59.5	40.5	760
	2014.07		MT	F	L	Engine CUUB, CVCA, DELA, DGMA		2032950L	Drive Shaft		36		59.5	40.5	486
2.0 TDI (81 kw)	2010.10		MT	F	R	Engine CLCA, CUUA (08.14-12.17)		2610420L	Drive Shaft		36		59.5	40	814
	2010.10		7DCT	F	L	Engine CLCA, CUUA (08.14-12.17)		2611000L	Drive Shaft		36		59.5	40.5	514
2.0 TSI (147 kw)	2010.12		6DCT	F	L	Engine CBFA, CCTA, CCZA		2032950L	Drive Shaft		36		59.5	40.5	486
	2010.12		6DCT	F	R	Engine CBFA, CCTA, CCZA		2016530L	Drive Shaft		36		59.5	40.5	785
2.0 TSI (155 kw)	2012.12	2017.12	DCT	F	L	Engine CPLA, CPPA		2032950L	Drive Shaft		36		59.5	40.5	486
MULTIVAN V (7HM, 7HN, 7HF, 7EF, 7EM, 7EN)															
1.9 TDI (62 kw)	2006.01	2009.11	5MT	F	L	Engine BRR		2611050L	Drive Shaft		38		63	102.5	645
1.9 TDI (63 kw)	2003.04	2009.11	5MT	F	L	Engine AXC		2611050L	Drive Shaft		38		63	102.5	645
1.9 TDI (75 kw)	2006.06	2009.11	5MT	F	L	Engine BRS		2611050L	Drive Shaft		38		63	102.5	645
1.9 TDI (77 kw)	2003.04	2009.11	5MT	F	L	Engine AXB (04.03-.)		2611050L	Drive Shaft		38		63	102.5	645
2.0 (85 kw)	2003.11	2015.08	5MT	F	L	Engine AXA		2611050L	Drive Shaft		38		63	102.5	645
2.0 BiTDI (132 kw)	2009.09	2015.08	7DCT	F	R	AWD Engine CFCA		2016650L	Drive Shaft		38	26	63	102.5	614
	2009.09	2015.08	7DCT	F	R	Engine CFCA	Check to: From:7HC0000017HC0000017HC000001	2023920L	Drive Shaft		38	37	63	102.5	1026
	2009.09	2015.08	6MT	F	R	Engine CFCA	Date From:2015.05	2033610L	Drive Shaft		38	26	63	102.5	881
	2009.09	2015.08	6MT	F	L	Engine CFCA	Date From:2013.07	2033600L	Drive Shaft		38	42	63	102.5	617
	2009.09	2015.08	6MT	F	L	AWD Engine CFCA	Date From:2013.07	2033600L	Drive Shaft		38	42	63	102.5	617
	2009.09	2015.08	6MT	F	L/R	AWD Engine CFCA	Date To:2013.06	2610840L	Drive Shaft		38	26	63	102.5	616
	2009.09	2015.08	7DCT	F	L	Engine CFCA		2032930L	Drive Shaft		38	37	63	102.5	647
	2009.09	2015.08	7DCT	F	L	AWD Engine CFCA		2032930L	Drive Shaft		38	37	63	102.5	647
	2009.09	2015.08	7DCT	F	R	Engine CFCA	Check to: To:7HC0000017HC0000017HC000001	2033530L	Drive Shaft		38	37	63	102.5	1026
	2009.09	2015.08	6MT	F	R	Engine CFCA	Date From:2013.07, Date To:2015.04	2023610L	Drive Shaft		38	26	63	102.5	879
	2009.09	2015.08	6MT	F	R	AWD Engine CFCA	Date From:2013.07	2610840L	Drive Shaft		38	26	63	102.5	616
	2009.09	2015.08	6MT	F	L	Engine CFCA	Date To:2013.06	2610840L	Drive Shaft		38	26	63	102.5	616
2.0 TDI (100 kw)	2010.05	2015.08	6MT	F	L	Engine CAAE, CCHB	Date From:2013.07	2033600L	Drive Shaft		38	42	63	102.5	617
	2010.05	2015.08	6MT	F	L	AWD Engine CAAE, CCHB	Date From:2013.07	2033600L	Drive Shaft		38	42	63	102.5	617
	2010.05	2015.08	6MT	F	R	Engine CAAE, CCHB	Date From:2015.05	2033610L	Drive Shaft		38	26	63	102.5	881
	2010.05	2015.08	7DCT	F	R	Engine CAAE, CCHB	Check to: From:7HC0000017HC0000017HC000001	2023920L	Drive Shaft		38	37	63	102.5	1026
	2010.05	2015.08	6MT	F	R	AWD Engine CAAE, CCHB	Date From:2013.07	2610840L	Drive Shaft		38	26	63	102.5	616
	2010.05	2015.08	7DCT	F	L	Engine CAAE, CCHB		2032930L	Drive Shaft		38	37	63	102.5	647
	2010.05	2015.08	7DCT	F	R	Engine CAAE, CCHB	Check to: To:7HC0000017HC0000017HC000001	2033530L	Drive Shaft		38	37	63	102.5	1026
	2010.05	2015.08	6MT	F	R	Engine CAAE, CCHB	Date From:2013.07, Date To:2015.04	2023610L	Drive Shaft		38	26	63	102.5	879
	2010.05	2015.08	6MT	F	L/R	AWD Engine CAAE, CCHB	Date To:2013.06	2610840L	Drive Shaft		38	26	63	102.5	616
	2010.05	2015.08	6MT	F	L	Engine CAAE, CCHB	Date To:2013.06	2610840L	Drive Shaft		38	26	63	102.5	616
2.0 TDI (103 kw)	2009.09	2015.08	6MT	F	L	Engine CAAC, CCHA	Date From:2013.07	2033600L	Drive Shaft		38	42	63	102.5	617
	2009.09	2015.08	6MT	F	L	AWD Engine CAAC, CCHA	Date From:2013.07	2033600L	Drive Shaft		38	42	63	102.5	617
	2009.09	2015.08	7DCT	F	R	Engine CAAC, CCHA	Check to: From:7HC0000017HC0000017HC000001	2023920L	Drive Shaft		38	37	63	102.5	1026
	2009.09	2015.08	6MT	F	R	Engine CAAC, CCHA	Date From:2015.05	2033610L	Drive Shaft		38	26	63	102.5	881





	 YEAR	TRANSM.	F/R	L/R	DRIVE TYPE & ENGINE	REMARKS	GSP Ref.	 PRODUCT	 ABS	Technical Specifications					
										A	B	C	H	L	
VW															
MULTIVAN V (7HM, 7HN, 7HF, 7EF, 7EM, 7EN)															
2.0 TDI (103 kw)	2009.09 2015.08	6MT	F	L/R	AWD Engine CAAC, CCHA	Date To:2013.06	2610840L	Drive Shaft		38	26	63	102.5	616	
	2009.09 2015.08	7DCT	F	L	Engine CAAC, CCHA		2032930L	Drive Shaft		38	37	63	102.5	647	
	2009.09 2015.08	AT	F	L	AWD Engine CAAC, CCHA		2032930L	Drive Shaft		38	37	63	102.5	647	
	2009.09 2015.08	7DCT	F	R	Engine CAAC, CCHA	Check no. to 7H6000007H6000007H600000		2033530L	Drive Shaft		38	37	63	102.5	1026
	2009.09 2015.08	6MT	F	R	Engine CAAC, CCHA	Date From:2013.07,Date To:2015.04		2023610L	Drive Shaft		38	26	63	102.5	879
	2009.09 2015.08	AT	F	R	AWD Engine CAAC, CCHA		2033530L	Drive Shaft		38	37	63	102.5	1026	
	2009.09 2015.08	6MT	F	L	Engine CAAC, CCHA	Date To:2013.06		2610840L	Drive Shaft		38	26	63	102.5	616
	2009.09 2015.08	6MT	F	R	AWD Engine CAAC, CCHA	Date From:2013.07		2610840L	Drive Shaft		38	26	63	102.5	616
2.0 TDI (62 kw)	2009.09 2015.08	5MT	F	L	Engine CAAA		2611050L	Drive Shaft		38		63	102.5	645	
	2009.09 2015.08	5MT	F	R	Engine CAAA		2032610L	Drive Shaft		38	26	63	102.5	857	
2.0 TDI (75 kw)	2009.09 2015.08	5MT	F	L	Engine CAAB		2611050L	Drive Shaft		38		63	102.5	645	
	2009.09 2015.08	5MT	F	R	Engine CAAB		2032610L	Drive Shaft		38	26	63	102.5	857	
2.0 TDI (84 kw)	2011.05 2015.08	5MT	F	L	Engine CAAD		2611050L	Drive Shaft		38		63	102.5	645	
	2011.05 2015.08	5MT	F	R	Engine CAAD		2032610L	Drive Shaft		38	26	63	102.5	857	
2.0 TSI (110 kw)	2012.07 2015.08	6MT	F	L	Engine CJKB	date from:2013.07	2033600L	Drive Shaft		38	42	63	102.5	617	
	2012.07 2015.08	6MT	F	R	Engine CJKB	Date From:2015.05	2033610L	Drive Shaft		38	26	63	102.5	881	
	2012.07 2015.08	6MT	F	R	Engine CJKB	Date From:2013.07,Date To:2015.04	2023610L	Drive Shaft		38	26	63	102.5	879	
	2012.07 2015.08	6MT	F	L	Engine CJKB	date to:2013.06	2610840L	Drive Shaft		38	26	63	102.5	616	
2.0 TSI (150 kw)	2011.05 2015.08	6MT	F	L	Engine CJKA	Date from:2013.07	2033600L	Drive Shaft		38	42	63	102.5	617	
	2011.05 2015.08	7DCT	F	R	Engine CJKA		2023920L	Drive Shaft		38	37	63	102.5	1026	
	2011.05 2015.08	6MT	F	R	Engine CJKA	Date From:2015.05	2033610L	Drive Shaft		38	26	63	102.5	881	
	2011.05 2015.08	7DCT	F	L	Engine CJKA		2032930L	Drive Shaft		38	37	63	102.5	647	
	2011.05 2015.08	6MT	F	R	Engine CJKA	Date From:2013.07,Date To:2015.04	2023610L	Drive Shaft		38	26	63	102.5	879	
	2011.05 2015.08	6MT	F	L	Engine CJKA	Date to:2013.06	2610840L	Drive Shaft		38	26	63	102.5	616	
2.5 TDI (120 kw)	2003.11 2009.11	6MT	F	L	Engine BLJ		2610840L	Drive Shaft		38	26	63	102.5	616	
	2003.04 2009.11	6AT/6MT	F	L	Engine AXE (04.03-), BPC		2610840L	Drive Shaft		38	26	63	102.5	616	
2.5 TDI (128 kw)	2004.07 2009.11	6MT	F	L/R	AWD Engine AXE, BPC		2610840L	Drive Shaft		38	26	63	102.5	616	
	2003.04 2009.11	6AT/6MT	F	L	Engine AXD (04.03-), BNZ		2610840L	Drive Shaft		38	26	63	102.5	616	
2.5 TDI (96 kw)	2004.07 2009.11	6MT	F	L/R	AWD Engine AXD, BNZ		2610840L	Drive Shaft		38	26	63	102.5	616	
	2004.02 2004.06	6AT	F	L	Engine BDL		2610840L	Drive Shaft		38	26	63	102.5	616	
3.2 V6 (170 kw)	2004.02 2009.12	6AT	F	L	Engine BKK (02.04-12.09), CFLA (05.08-12.09)		2610840L	Drive Shaft		38	26	63	102.5	616	
3.2 V6 (173 kw)	2004.07 2009.12	6MT	F	L	AWD Engine BKK (02.04-12.09), CFLA (05.08-12.09)		2610840L	Drive Shaft		38	26	63	102.5	616	
MULTIVAN VI (SGF, SGM, SGN, SHM, SHN)/CARAVELLE															
2.0 TDI (103 kw)	2015.04	7DCT	F	L	Engine CAAC		2032930L	Drive Shaft		38	37	63	102.5	647	
	2015.04	6MT	F	R	Engine CAAC	date to:2017.01	2033610L	Drive Shaft		38	26	63	102.5	881	
	2015.04	6MT	F	L	Engine CAAC	date from:2017.02	2610840L	Drive Shaft		38	26	63	102.5	616	
	2015.04	7DCT	F	R	Engine CAAC		2023920L	Drive Shaft		38	37	63	102.5	1026	
	2015.04	6MT	F	L	Engine CAAC	date to:2017.01	2033600L	Drive Shaft		38	42	63	102.5	617	
	2015.06	AT	F	L	AWD Engine CAAC		2032930L	Drive Shaft		38	37	63	102.5	647	
	2015.06	6MT	F	L	AWD Engine CAAC	date from:2017.02	2610840L	Drive Shaft		38	26	63	102.5	616	
	2015.06	6MT	F	R	AWD Engine CAAC	date to:2017.01	2610840L	Drive Shaft		38	26	63	102.5	616	
	2015.06	6MT	F	L	AWD Engine CAAC	date to:2017.01	2033600L	Drive Shaft		38	42	63	102.5	617	
	2015.06	6MT	F	L	AWD Engine CAAC	date to:2017.01	2033600L	Drive Shaft		38	42	63	102.5	617	
2.0 TDI (110 kw)	2015.04	6MT	F	L	Engine CXFA, CXHA	date to:2017.01	2033600L	Drive Shaft		38	42	63	102.5	617	
	2015.04	7DCT	F	L	Engine CXFA, CXHA		2032930L	Drive Shaft		38	37	63	102.5	647	
	2015.04	6MT	F	R	Engine CXFA, CXHA	date to:2017.01	2033610L	Drive Shaft		38	26	63	102.5	881	
	2015.04	6MT	F	L	Engine CXFA, CXHA	date from:2017.02	2610840L	Drive Shaft		38	26	63	102.5	616	
	2015.04	7DCT	F	R	Engine CXFA, CXHA		2023920L	Drive Shaft		38	37	63	102.5	1026	
	2015.08	7DCT	F	R	AWD Engine CXFA, CXHA		2016650L	Drive Shaft		38	26	63	102.5	614	
	2015.08	6MT	F	L	AWD Engine CXFA, CXHA	date to:2017.01	2033600L	Drive Shaft		38	42	63	102.5	617	
	2015.08	7DCT	F	L	AWD Engine CXFA, CXHA		2032930L	Drive Shaft		38	37	63	102.5	647	
	2015.08	6MT	F	R	AWD Engine CXFA, CXHA	date to:2017.01	2610840L	Drive Shaft		38	26	63	102.5	616	
	2015.08	6MT	F	L	AWD Engine CXFA, CXHA	date from:2017.02	2610840L	Drive Shaft		38	26	63	102.5	616	
2.0 TDI (132 kw)	2015.04	7AT	F	L	Engine CFCA		2032930L	Drive Shaft		38	37	63	102.5	647	
	2015.04	7AT	F	R	Engine CFCA		2023920L	Drive Shaft		38	37	63	102.5	1026	
	2015.06	7AT	F	L	AWD Engine CFCA		2032930L	Drive Shaft		38	37	63	102.5	647	
	2015.06	7AT	F	R	AWD Engine CFCA		2016650L	Drive Shaft		38	26	63	102.5	614	
2.0 TDI (150 kw)	2015.06	7DCT	F	L	Engine CXEB		2611050L	Drive Shaft		38		63	102.5	645	
2.0 TDI (62 kw)	2015.04	5MT	F	L	Engine CXGA	Date to:2017.03	2611050L	Drive Shaft		38		63	102.5	645	
2.0 TDI (75 kw)	2015.04	5MT	F	L	Engine CAAB, CXGB	Date to:2017.03	2611050L	Drive Shaft		38		63	102.5	645	
	2015.04	5MT	F	R	Engine CAAB, CXGB	Date to:2017.03	2032610L	Drive Shaft		38	26	63	102.5	857	
2.0 TDI (84 kw)	2016.05	5MT	F	L	Engine CXHB	Date to:2017.03	2611050L	Drive Shaft		38		63	102.5	645	
2.0 TSI (110 kw)	2015.04	6MT	F	L	Engine CJKB		2033600L	Drive Shaft		38	42	63	102.5	617	
	2015.04	6MT	F	R	Engine CJKB		2033610L	Drive Shaft		38	26	63	102.5	881	
	2015.04	6MT	F	L	Engine CJKB		2610840L	Drive Shaft		38	26	63	102.5	616	





YEAR	TRANSM.	F/R	L/R	DRIVE TYPE & ENGINE	REMARKS	GSP Ref.	PRODUCT	ABS	Technical Specifications												
									A	B	C	H	L								
VW																					
MULTIVAN VI (SGF, SGM, SGN, SHM, SHN)/CARAVELLE																					
2.0 TSI (150 kw)	2015.04		7AT	F	L	Engine CJKA					2032930L	Drive Shaft		38	37	63	102.5	647			
	2015.04		7AT	F	R	Engine CJKA					2023920L	Drive Shaft		38	37	63	102.5	1026			
	2015.06		7AT	F	L	AWD Engine CJKA					2032930L	Drive Shaft		38	37	63	102.5	647			
	2015.06		7AT	F	R	AWD Engine CJKA					2016650L	Drive Shaft		38	26	63	102.5	614			
PASSAT ALLTRACK B7 (365)																					
1.8 TSI (112 kw)	2012.01	2014.12	6MT	F	L	Engine CDAB					2611000L	Drive Shaft		36		59.5	40.5	514			
	2012.01	2014.12	6MT	F	R	Engine CDAB					2613410L	Drive Shaft		36		59.5	40.5	806			
1.8 TSI (118 kw)	2012.01	2014.12	6MT	F	L	Engine CDAA					2611000L	Drive Shaft		36		59.5	40.5	514			
	2012.01	2014.12	6MT	F	R	Engine CDAA					2613410L	Drive Shaft		36		59.5	40.5	806			
2.0 TDI (103 kw)	2012.01	2014.12	6MT	F	L	Engine CFFB					2032950L	Drive Shaft		36		59.5	40.5	486			
	2012.01	2014.12	6MT	F	R	Engine CFFB					2033130L	Drive Shaft		36		59.5	40.5	794			
	2012.01	2014.12	6MT	F	L	AWD Engine CFFB					2032950L	Drive Shaft		36		59.5	40.5	486			
	2012.01	2014.12	6MT	F	R	AWD Engine CFFB					2032660L	Drive Shaft		36		59.5	40.5	601			
2.0 TDI (125 kw)	2012.01	2014.12	6AT	F	L	AWD Engine CFGB	For PR code:8AT				2033810L	Drive Shaft		36		59.5	40	485			
	2012.01	2014.12	6AT	F	L	AWD Engine CFGB	For PR code:A8B/A8C/A8G/A9I				2540130L	Drive Shaft		36		59.5	40.5	482			
2.0 TDI (130 kw)	2013.01	2014.12	6AT	F	L	AWD Engine CFGC	For PR code:8AT				2033810L	Drive Shaft		36		59.5	40	485			
	2013.01	2014.12	6AT	F	L	AWD Engine CFGC	For PR code:A8B/A8C/A8G/A9I				2540130L	Drive Shaft		36		59.5	40.5	482			
PASSAT ALLTRACK B8 Variant (3G5, CB5)																					
1.4 TSI (110 kw)	2015.05		6MT	F	L	AWD Engine CZEAA					2018960L	Drive Shaft		36		59.5	40	500			
2.0 TDI (110 kw)	2015.05	2017.11	6MT	F	R	AWD Engine CRLB, DFEA					2018890L	Drive Shaft		36		59.5	40	614			
	2015.05	2017.11	6MT	F	L	AWD Engine CRLB, DFEA					2018960L	Drive Shaft		36		59.5	40	500			
2.0 TDI (135 kw)	2015.07		6AT	F	L	AWD Engine CUPA					2033810L	Drive Shaft		36		59.5	40	485			
2.0 TDI (140 kw)	2015.05		7DCT	F	L	AWD Engine DDAA, DFCA, DFHA					2023510L	Drive Shaft		36	37	59.5	40	570			
	2015.05		6DCT	F	L	AWD Engine DDAA, DFCA, DFHA					2033810L	Drive Shaft		36		59.5	40	485			
2.0 TDI (176 kw)	2015.05		7AT	F	R	AWD Engine CUAA					2613470L	Drive Shaft		36	40	59.5	40	593			
	2015.05		7AT	F	L	AWD Engine CUAA					2023510L	Drive Shaft		36	37	59.5	40	570			
2.0 TSI (162 kw)	2015.07		AT	F	L	AWD Engine CHHB	Date from:2016.01				2012650L	Drive Shaft		36	37	59.5	40	558			
	2015.07		AT	F	R	AWD Engine CHHB	Date from:2016.01				2613470L	Drive Shaft		36	40	59.5	40	593			
	2015.07		7AT	F	L	AWD Engine CHHB					2023510L	Drive Shaft		36	37	59.5	40	570			
2.0 TSI (200 kw)	2018.08		7AT	F	R	AWD Engine DNUA					2018890L	Drive Shaft		36		59.5	40	614			
2.0 TSI (206 kw)	2018.11		6AT	F	R	AWD Engine CJXA, DNFE					2018890L	Drive Shaft		36		59.5	40	614			
PASSAT B6 (3C2)/PASSAT/Magotan																					
1.4 TSI (90 kw)	2007.05	2010.07	MT	F	L	Engine CAXA					2612010L	Drive Shaft		36		59.5	40	536			
	2007.05	2010.07	MT	F	R	Engine CAXA					2610960L	Drive Shaft		36		59.5	40	800			
	2007.05	2010.07	AT	F	R	Engine CAXA	Date from:2008.11				2016530L	Drive Shaft		36		59.5	40.5	785			
	2007.05	2010.07	AT	F	L	Engine CAXA	Date from:2008.11				2612810L	Drive Shaft		36		59.5	40.5	525			
1.4 TSI EcoFuel (110 kw)	2009.01	2010.07	AT	F	L	Engine CDGA					2612810L	Drive Shaft		36		59.5	40.5	525			
	2009.01	2010.07	6MT	F	R	Engine CDGA					2610960L	Drive Shaft		36		59.5	40	800			
	2009.01	2010.07	AT	F	R	Engine CDGA					2016530L	Drive Shaft		36		59.5	40.5	785			
1.6 (75 kw)	2005.05	2010.07	5MT	F	R	Engine BSE, BSF					2610420L	Drive Shaft		36		59.5	40	814			
	2005.05	2010.07	5MT	F	L	Engine BSE, BSF					2033730L	Drive Shaft		36		59.5	40	517			
1.6 FSI (85 kw)	2005.03	2008.06	MT	F	L	Engine BLF					2612010L	Drive Shaft		36		59.5	40	536			
1.6 TDI (77 kw)	2009.08	2010.07	5MT	F	R	Engine CAYC					2612830L	Drive Shaft		36		59.5	40	815			
	2009.08	2010.07	5MT	F	L	Engine CAYC					2612820L	Drive Shaft		36		59.5	40	523			
1.8 TSI (112 kw)	2009.11	2010.07	MT	F	R	Engine CDAB, CGYA	For Engine code:CDAB,For PR code:0EJ				2613410L	Drive Shaft		36		59.5	40.5	806			
	2009.11	2010.07	7AT	F	R	Engine CDAB, CGYA					2033130L	Drive Shaft		36		59.5	40.5	794			
	2009.11	2010.07	MT	F	R	Engine CDAB, CGYA	For Engine code:CDAB,For PR code:0EN				2033130L	Drive Shaft		36		59.5	40.5	794			
	2009.11	2010.07	7AT	F	L	Engine CDAB, CGYA					2611000L	Drive Shaft		36		59.5	40.5	514			
	2009.11	2010.07	MT	F	L	Engine CDAB, CGYA	For Engine code:CDAB,For PR code:0EJ				2611000L	Drive Shaft		36		59.5	40.5	514			
	2009.11	2010.07	MT	F	L	Engine CDAB, CGYA	For Engine code:CDAB,For PR code:0EN				2032950L	Drive Shaft		36		59.5	40.5	486			
1.8 TSI (118 kw)	2007.05	2010.07	MT	F	R	Engine BZB, CDAA	For Engine code:BZB,CDAA,For PR code:0EJ				2613410L	Drive Shaft		36		59.5	40.5	806			
	2007.05	2010.07	MT	F	R	Engine BZB, CDAA	For Engine code:CDAA,For PR code:0EN				2033130L	Drive Shaft		36		59.5	40.5	794			
	2007.05	2010.07	7AT	F	R	Engine BZB, CDAA	Date From:2009.01,For Engine code:BZB,CDAA				2033130L	Drive Shaft		36		59.5	40.5	794			
	2007.05	2010.07	MT/7AT	F	L	Engine BZB, CDAA	For Engine code:BZB,CDAA,For PR code:0EJ,Date From:2009.01				2611000L	Drive Shaft		36		59.5	40.5	514			
	2007.05	2010.07	MT	F	L	Engine BZB, CDAA	For Engine code:CDAA,For PR code:0EN				2032950L	Drive Shaft		36		59.5	40.5	486			
	2007.05	2010.07	6AT	F	R	Engine BZB, CDAA					2540110L	Drive Shaft		36		59.5	40.5	760			
1.9 TDI (77 kw)	2005.03	2010.07	MT	F	R	Engine BKC, BLS, BXE					2610420L	Drive Shaft		36		59.5	40	814			
	2005.03	2010.07	AT	F	L	Engine BKC, BLS, BXE					2540130L	Drive Shaft		36		59.5	40.5	482			
	2005.03	2010.07	AT	F	R	Engine BKC, BLS, BXE					2540110L	Drive Shaft		36		59.5	40.5	760			
	2005.03	2010.07	MT	F	L	Engine BKC, BLS, BXE					2032940L	Drive Shaft		36		59.5	40	517			
2.0 BlueTDI (105 kw)	2009.01	2010.11	AT	F	R	Engine CBAC					2540110L	Drive Shaft		36		59.5	40.5	760			
	2009.01	2010.11	MT	F	L	Engine CBAC	For no:CBAA,Wheels:Steel Wheels				2033800L	Drive Shaft		36		59.5	40	487			
	2009.01	2010.11	MT	F	R	Engine CBAC	For no:CBAA,Wheels:Steel Wheels				2033130L	Drive Shaft		36		59.5	40.5	794			
	2009.01	2010.11	AT	F	L	Engine CBAC					2540130L	Drive Shaft		36		59.5	40.5	482			
	2009.01	2010.11	MT	F	L	Engine CBAC	Rims:With alloy rim				2032950L	Drive Shaft		36		59.5	40.5	486			
2.0 FSI (110 kw)	2005.03	2010.07	MT	F	R	Engine BLR, BLY, BVY, BVZ					2610420L	Drive Shaft		36		59.5	40	814			





	 YEAR	TRANSM.	F/R	L/R	DRIVE TYPE & ENGINE	REMARKS	GSP Ref.	 PRODUCT	 ABS	Technical Specifications				
										A	B	C	H	L
VW														
PASSAT B6 (3C2)/PASSAT/Magotan														
2.0 FSI (110 kw)	2005.03 2010.07	MT	F	L	Engine BLR, BLY, BVY, BVZ		2032940L	Drive Shaft		36		59.5	40	517
	2005.03 2010.07	AT	F	R	Engine BLR, BLY, BVY, BVZ		2610940L	Drive Shaft		36	26	59.5	40	884
	2005.09 2010.07	AT	F	R	AWD Engine BLX, BLY, BVX	Code: BLY	2610940L	Drive Shaft		36	26	59.5	40	884
	2005.09 2010.07	6MT	F	R	AWD Engine BLX, BLY, BVX	For Engine code: BLY	2610420L	Drive Shaft		36		59.5	40	814
	2005.09 2010.07	6MT	F	L	AWD Engine BLX, BLY, BVX		2032940L	Drive Shaft		36		59.5	40	517
	2005.09 2010.07	6MT	F	R	AWD Engine BLX, BLY, BVX	For Engine code: BLY/BVX	2610960L	Drive Shaft		36		59.5	40	800
2.0 FSI (147 kw)	2005.07 2010.07	MT	F	L	Engine AAX, BPY, BWA, CABB, CBFA, CCTA, CCTZ		2032950L	Drive Shaft		36		59.5	40.5	486
	2005.07 2010.07	MT	F	R	Engine AAX, BPY, BWA, CABB, CBFA, CCTA, CCTZ		2611470L	Drive Shaft		36		59.5	40.5	795
	2005.07 2010.07	AT	F	R	Engine AAX, BPY, BWA, CABB, CBFA, CCTA, CCTZ	Date to: 2010.01; For PR code: OES	2016530L	Drive Shaft		36		59.5	40.5	785
2.0 TDI (100 kw)	2005.03 2010.11	MT	F	L	Engine BMA, CBAA	Engine code: CBAA, Steel Wheels	2033800L	Drive Shaft		36		59.5	40	487
	2005.03 2010.11	AT	F	L	Engine BMA, CBAA	date from: 2008.01; For PR code: F4E/F5F/F6L; For taxis	2033810L	Drive Shaft		36		59.5	40	485
	2005.03 2010.11	MT	F	L	Engine BMA, CBAA	date from: 2007.03; For PR code: F4E/F5F/F6L; For taxis	2032950L	Drive Shaft		36		59.5	40.5	486
	2005.03 2010.11	MT	F	L	Engine BMA, CBAA		2032950L	Drive Shaft		36		59.5	40.5	486
	2005.03 2010.11	MT	F	R	Engine BMA, CBAA	Engine code: CBAA, Steel Wheels	2033130L	Drive Shaft		36		59.5	40.5	794
	2005.03 2010.11	MT	F	R	Engine BMA, CBAA		2033130L	Drive Shaft		36		59.5	40.5	794
	2005.03 2010.11	AT	F	L	Engine BMA, CBAA		2540130L	Drive Shaft		36		59.5	40.5	482
	2005.03 2010.11	AT	F	L	Engine BMA, CBAA	date to: 2007.12; For PR code: F4E/F5F/F6L; For taxis	2540130L	Drive Shaft		36		59.5	40.5	482
	2005.03 2010.11	AT	F	R	Engine BMA, CBAA		2540110L	Drive Shaft		36		59.5	40.5	760
2.0 TDI (103 kw)	2005.03 2009.05	6MT	F	R	AWD Engine BMP		2032660L	Drive Shaft		36		59.5	40.5	601
	2005.03 2009.05	AT	F	L	Engine BMP	Date to: 2007.12; For PR code: F4E/F5F/F6L	2540130L	Drive Shaft		36		59.5	40.5	482
	2005.03 2009.05	AT	F	L	Engine BMP	Date from: 2008.01; For PR code: F4E/F5F/F6L; For taxis	2033810L	Drive Shaft		36		59.5	40	485
	2005.03 2009.05	MT	F	L	Engine BMP	For PR code: F4E/F5F/F6L; For PR code: Q2/HQ2/HS2/SK	2032950L	Drive Shaft		36		59.5	40.5	486
	2005.03 2009.05	6MT	F	L	AWD Engine BMP	For PR code: F4E/F5F/F6L; For PR code: Q2/HQ2/HS2/SK	2032950L	Drive Shaft		36		59.5	40.5	486
	2005.03 2009.05	MT	F	R	Engine BMP	For PR code: F4E/F5F/F6L; For PR code: Q2/HQ2/HS2/SK	2033130L	Drive Shaft		36		59.5	40.5	794
	2005.03 2009.05	AT	F	R	Engine BMP	Date to: 2007.12; For PR code: F4E/F5F/F6L	2540110L	Drive Shaft		36		59.5	40.5	760
2.0 TDI (120 kw)	2005.08 2009.05	AT	F	L	Engine BUZ		2540130L	Drive Shaft		36		59.5	40.5	482
	2005.08 2009.05	MT	F	L	Engine BUZ		2033800L	Drive Shaft		36		59.5	40	487
	2005.08 2009.05	AT	F	R	Engine BUZ		2540110L	Drive Shaft		36		59.5	40.5	760
2.0 TDI (125 kw)	2005.08 2010.07	AT	F	R	Engine BMR, CBBB		2540110L	Drive Shaft		36		59.5	40.5	760
	2005.08 2010.07	MT	F	L	Engine BMR, CBBB		2033800L	Drive Shaft		36		59.5	40	487
	2009.05 2010.07	6AT	F	L	AWD Engine CBBB		2540130L	Drive Shaft		36		59.5	40.5	482
2.0 TDI (81 kw)	2008.11 2010.07	5MT	F	R	Engine CBDC		2612830L	Drive Shaft		36		59.5	40	815
	2008.11 2010.07	5MT	F	L	Engine CBDC	With steel rim; With alloy rim	2612820L	Drive Shaft		36		59.5	40	523
2.0 TDI (88 kw)	2005.11 2007.05	MT	F	L	Engine BVV		2032950L	Drive Shaft		36		59.5	40.5	486
	2005.11 2007.05	AT	F	L	Engine BVV		2540130L	Drive Shaft		36		59.5	40.5	482
	2005.11 2007.05	AT	F	R	Engine BVV		2540110L	Drive Shaft		36		59.5	40.5	760
	2005.11 2007.05	MT	F	R	Engine BVV		2033130L	Drive Shaft		36		59.5	40.5	794
2.0 TDI (90 kw)	2005.08 2006.07	MT	F	L	Engine BVE		2032950L	Drive Shaft		36		59.5	40.5	486
	2005.08 2006.07	AT	F	L	Engine BVE		2540130L	Drive Shaft		36		59.5	40.5	482
	2005.08 2006.07	AT	F	R	Engine BVE		2540110L	Drive Shaft		36		59.5	40.5	760
	2005.08 2006.07	MT	F	R	Engine BVE		2033130L	Drive Shaft		36		59.5	40.5	794
2.0 TDI 16V (103 kw)	2005.03 2010.08	6MT	F	L	AWD Engine BKP, CBAB		2032950L	Drive Shaft		36		59.5	40.5	486
	2005.03 2010.08	AT	F	R	AWD Engine BKP, CBAB		2540110L	Drive Shaft		36		59.5	40.5	760
	2005.03 2010.07	MT	F	L	Engine BKP, CBAB	For no: CBAA, Wheels: Steel Wheels	2033800L	Drive Shaft		36		59.5	40	487
	2005.03 2010.07	AT	F	L	Engine BKP, CBAB	For PR code: F4E/F5F/F6L; For PR code: Q2/HQ2/HS2/SK; For PR code: FM	2540130L	Drive Shaft		36		59.5	40.5	482
	2005.03 2010.07	AT	F	L	Engine BKP, CBAB	Date from: 2008.01; For PR code: F4E/F5F/F6L; For taxis	2033810L	Drive Shaft		36		59.5	40	485
	2005.03 2010.07	MT	F	L	Engine BKP, CBAB	For PR code: F4E/F5F/F6L; For PR code: Q2/HQ2/HS2/SK	2032950L	Drive Shaft		36		59.5	40.5	486
	2005.03 2010.07	MT	F	R	Engine BKP, CBAB		2033130L	Drive Shaft		36		59.5	40.5	794
	2005.03 2010.07	AT	F	R	Engine BKP, CBAB	For PR code: F4E/F5F/F6L; For PR code: Q2/HQ2/HS2/SK; For PR code: FM	2540110L	Drive Shaft		36		59.5	40.5	760
2005.03 2010.08	6MT	F	R	AWD Engine BKP, CBAB		2032660L	Drive Shaft		36		59.5	40.5	601	
3.2 FSI (184 kw)	2005.11 2010.07	6AT	F	R	AWD Engine AXZ		2032660L	Drive Shaft		36		59.5	40.5	601
	2005.11 2010.07	6AT	F	L	AWD Engine AXZ	Date from: 2006.11	2032950L	Drive Shaft		36		59.5	40.5	486
	2005.11 2010.07	6AT	F	L	AWD Engine AXZ	Date to: 2006.10	2540130L	Drive Shaft		36		59.5	40.5	482
PASSAT B6 Variant (3C5)														
1.4 TSI (90 kw)	2007.05 2010.11	MT	F	L	Engine CAXA		2612010L	Drive Shaft		36		59.5	40	536
	2007.05 2010.11	MT	F	R	Engine CAXA		2610960L	Drive Shaft		36		59.5	40	800
	2007.05 2010.11	AT	F	R	Engine CAXA	Date from: 2008.11	2016530L	Drive Shaft		36		59.5	40.5	785
	2007.05 2010.11	AT	F	L	Engine CAXA	Date from: 2008.11	2612810L	Drive Shaft		36		59.5	40.5	525
1.4 TSI EcoFuel (110 kw)	2009.01 2010.11	AT	F	L	Engine CDGA		2612810L	Drive Shaft		36		59.5	40.5	525
	2009.01 2010.11	6MT	F	R	Engine CDGA		2610960L	Drive Shaft		36		59.5	40	800
	2009.01 2010.11	AT	F	R	Engine CDGA		2016530L	Drive Shaft		36		59.5	40.5	785
1.6 (75 kw)	2005.08 2010.11	5MT	F	R	Engine BSE, BSF		2610420L	Drive Shaft		36		59.5	40	814
	2005.08 2010.11	5MT	F	L	Engine BSE, BSF		2033730L	Drive Shaft		36		59.5	40	517
1.6 FSI (85 kw)	2005.08 2008.06	MT	F	L	Engine BLF		2612010L	Drive Shaft		36		59.5	40	536
1.6 TDI (77 kw)	2009.08 2010.11	5MT	F	R	Engine CAYC		2612830L	Drive Shaft		36		59.5	40	815
	2009.08 2010.11	5MT	F	L	Engine CAYC		2612820L	Drive Shaft		36		59.5	40	523





	 YEAR	TRANSM.	F/R	L/R	DRIVE TYPE & ENGINE	REMARKS	GSP Ref.	 PRODUCT	 ABS	Technical Specifications										
										A	B	C	H	L						
VW																				
PASSAT B6 Variant (3C5)																				
1.8 TSI (112 kw)	2009.11 2010.11	MT	F	R	Engine CDAB, CGYA		2613410L	Drive Shaft		36		59.5	40.5	806						
	2009.11 2010.11	MT	F	R	Engine CDAB, CGYA	For Engine code:CDAB,For PR code:0EN,Transmission code:RQ200	2033130L	Drive Shaft		36		59.5	40.5	794						
	2009.11 2010.11	AT	F	R	Engine CDAB, CGYA		2033130L	Drive Shaft		36		59.5	40.5	794						
	2009.11 2010.11	AT/MT	F	L	Engine CDAB, CGYA		2611000L	Drive Shaft		36		59.5	40.5	514						
1.8 TSI (118 kw)	2009.11 2010.11	MT	F	L	Engine CDAB, CGYA	For Engine code:CDAB,For PR code:0EN,Transmission code:RQ200	2032950L	Drive Shaft		36		59.5	40.5	486						
	2007.05 2011.10	MT	F	R	Engine BZB, CDA	For Engine code:BZB/CDA,For PR code:0EJ	2613410L	Drive Shaft		36		59.5	40.5	806						
	2007.05 2011.10	MT	F	R	Engine BZB, CDA	For Engine code:CDA,For PR code:0EN	2033130L	Drive Shaft		36		59.5	40.5	794						
	2007.05 2011.10	7AT	F	R	Engine BZB, CDA	Date From:2009.01,For Engine code:BZB/CDA	2033130L	Drive Shaft		36		59.5	40.5	794						
	2007.05 2011.10	MT/7AT	F	L	Engine BZB, CDA	For Engine code:BZB/CDA,For PR code:0EJ,Date From:2009.01	2611000L	Drive Shaft		36		59.5	40.5	514						
	2007.05 2011.10	MT	F	L	Engine BZB, CDA	For Engine code:CDA,For PR code:0EN	2032950L	Drive Shaft		36		59.5	40.5	486						
1.9 TDI (77 kw)	2007.05 2011.10	6AT	F	R	Engine BZB, CDA		2540110L	Drive Shaft		36		59.5	40.5	760						
	2005.08 2010.11	MT	F	R	Engine BKC, BLS, BXE		2610420L	Drive Shaft		36		59.5	40	814						
	2005.08 2010.11	AT	F	L	Engine BKC, BLS, BXE		2540130L	Drive Shaft		36		59.5	40.5	482						
	2005.08 2010.11	AT	F	R	Engine BKC, BLS, BXE		2540110L	Drive Shaft		36		59.5	40.5	760						
2.0 BlueTDI (105 kw)	2005.08 2010.11	AT	F	R	Engine BKC, BLS, BXE		2032940L	Drive Shaft		36		59.5	40	517						
	2009.01 2010.11	AT	F	R	Engine CBAC		2540110L	Drive Shaft		36		59.5	40.5	760						
	2009.01 2010.11	MT	F	L	Engine CBAC	Rims:With steel rim	2033800L	Drive Shaft		36		59.5	40	487						
	2009.01 2010.11	MT	F	R	Engine CBAC		2033130L	Drive Shaft		36		59.5	40.5	794						
2.0 FSI (110 kw)	2009.01 2010.11	AT	F	L	Engine CBAC		2540130L	Drive Shaft		36		59.5	40.5	482						
	2009.01 2010.11	MT	F	L	Engine CBAC	Rims:With alloy rim	2032950L	Drive Shaft		36		59.5	40.5	486						
	2005.08 2010.11	AT	F	R	Engine BLR, BLY, BVY, BVZ		2610940L	Drive Shaft		36	26	59.5	40	884						
	2005.08 2010.11	MT	F	R	Engine BLR, BLY, BVY, BVZ		2610420L	Drive Shaft		36		59.5	40	814						
	2005.08 2010.11	MT	F	L	Engine BLR, BLY, BVY, BVZ		2032940L	Drive Shaft		36		59.5	40	517						
	2005.09 2010.11	AT	F	R	AWD Engine BLX, BLY, BVX	Code:BLY	2610940L	Drive Shaft		36	26	59.5	40	884						
2.0 FSI (147 kw)	2005.09 2010.11	6MT	F	R	AWD Engine BLX, BLY, BVX	For Engine code:BLY	2610420L	Drive Shaft		36		59.5	40	814						
	2005.09 2010.11	6MT	F	L	AWD Engine BLX, BLY, BVX		2032940L	Drive Shaft		36		59.5	40	517						
	2005.09 2010.11	6MT	F	R	AWD Engine BLX, BLY, BVX	For Engine code:BLY/BVX	2610960L	Drive Shaft		36		59.5	40	800						
	2005.08 2010.11	MT	F	R	Engine AAL, BPY, BWA, CABA, CBFA, CCTA, CCTA		2611470L	Drive Shaft		36		59.5	40.5	795						
	2005.08 2010.11	MT	F	L	Engine AAL, BPY, BWA, CABA, CBFA, CCTA, CCTA		2032950L	Drive Shaft		36		59.5	40.5	486						
	2005.08 2010.11	AT	F	R	Engine AAL, BPY, BWA, CABA, CBFA, CCTA, CCTA	Date to:2010.01,For PR code:0ES	2016530L	Drive Shaft		36		59.5	40.5	785						
2.0 TDI (100 kw)	2005.08 2010.11	AT	F	L	Engine BMA, CBAA	For PR code:FAA/FAT/FAG/4L,For PR code:02/FQD/01/S5/S5K	2540130L	Drive Shaft		36		59.5	40.5	482						
	2005.08 2010.11	AT	F	L	Engine BMA, CBAA	Date from:2008.01,For PR code:FAA/FAT/FAG/4L,For PR code:02/FQD/01/S5/S5K	2033810L	Drive Shaft		36		59.5	40	485						
	2005.08 2010.11	MT	F	L	Engine BMA, CBAA	For PR code:FAA/FAT/FAG/4L,For PR code:02/FQD/01/S5/S5K	2032950L	Drive Shaft		36		59.5	40.5	486						
	2005.08 2010.11	MT	F	R	Engine BMA, CBAA	For PR code:FAA/FAT/FAG/4L,For PR code:02/FQD/01/S5/S5K	2033130L	Drive Shaft		36		59.5	40.5	794						
	2005.08 2010.11	AT	F	R	Engine BMA, CBAA	For PR code:FAA/FAT/FAG/4L,For PR code:02/FQD/01/S5/S5K	2540110L	Drive Shaft		36		59.5	40.5	760						
2.0 TDI (103 kw)	2005.08 2009.05	6MT	F	L	AWD Engine BMP		2032950L	Drive Shaft		36		59.5	40.5	486						
	2005.08 2009.05	AT	F	L	Engine BMP	For PR code:FAA/FAT/FAG/4L,For PR code:02/FQD/01/S5/S5K	2540130L	Drive Shaft		36		59.5	40.5	482						
	2005.08 2009.05	AT	F	L	Engine BMP	For PR code:FAA/FAT/FAG/4L,For PR code:02/FQD/01/S5/S5K	2033810L	Drive Shaft		36		59.5	40	485						
	2005.08 2009.05	MT	F	L	Engine BMP	For PR code:FAA/FAT/FAG/4L,For PR code:02/FQD/01/S5/S5K	2032950L	Drive Shaft		36		59.5	40.5	486						
	2005.08 2009.05	MT	F	R	Engine BMP	For PR code:FAA/FAT/FAG/4L,For PR code:02/FQD/01/S5/S5K	2033130L	Drive Shaft		36		59.5	40.5	794						
	2005.08 2009.05	AT	F	R	Engine BMP	For PR code:FAA/FAT/FAG/4L,For PR code:02/FQD/01/S5/S5K	2540110L	Drive Shaft		36		59.5	40.5	760						
	2005.08 2009.05	6MT	F	R	AWD Engine BMP		2032660L	Drive Shaft		36		59.5	40.5	601						
	2005.08 2009.05	MT	F	L	Engine BUZ		2033800L	Drive Shaft		36		59.5	40	487						
2.0 TDI (125 kw)	2005.08 2009.05	AT	F	R	Engine BUZ		2540110L	Drive Shaft		36		59.5	40.5	760						
	2005.08 2010.11	AT	F	R	Engine BMR, CBBB		2540110L	Drive Shaft		36		59.5	40.5	760						
	2005.08 2010.11	AT	F	L	Engine BMR, CBBB	Date from:2006.02,Code:BMR/CBBB	2540130L	Drive Shaft		36		59.5	40.5	482						
	2005.08 2010.11	MT	F	L	Engine BMR, CBBB		2033800L	Drive Shaft		36		59.5	40	487						
2.0 TDI (81 kw)	2009.05 2010.11	6AT	F	L	AWD Engine CBBB		2540130L	Drive Shaft		36		59.5	40.5	482						
	2008.11 2010.11	5MT	F	R	Engine CBDC		2612830L	Drive Shaft		36		59.5	40	815						
	2008.11 2010.11	5MT	F	L	Engine CBDC	With steel rim,With alloy rim	2612820L	Drive Shaft		36		59.5	40	523						
2.0 TDI (88 kw)	2005.11 2007.05	MT	F	L	Engine BWV		2032950L	Drive Shaft		36		59.5	40.5	486						
	2005.11 2007.05	AT	F	L	Engine BWV		2540130L	Drive Shaft		36		59.5	40.5	482						
	2005.11 2007.05	AT	F	R	Engine BWV		2540110L	Drive Shaft		36		59.5	40.5	760						
	2005.11 2007.05	MT	F	R	Engine BWV		2033130L	Drive Shaft		36		59.5	40.5	794						
	2005.11 2007.05	AT	F	L	Engine BWV		2540130L	Drive Shaft		36		59.5	40.5	482						
2.0 TDI (90 kw)	2005.08 2006.02	AT	F	L	Engine BVE		2540110L	Drive Shaft		36		59.5	40.5	760						
	2005.08 2006.02	AT	F	R	Engine BVE		2540110L	Drive Shaft		36		59.5	40.5	760						
	2005.08 2006.02	MT	F	R	Engine BVE		2033130L	Drive Shaft		36		59.5	40.5	794						
	2005.08 2006.02	MT	F	L	Engine BVE		2032950L	Drive Shaft		36		59.5	40.5	486						
2.0 TDI 16V (103 kw)	2005.08 2010.11	6MT	F	R	AWD Engine BKP, CBAB		2032660L	Drive Shaft		36		59.5	40.5	601						
	2005.08 2010.11	AT	F	R	AWD Engine BKP, CBAB		2540110L	Drive Shaft		36		59.5	40.5	760						
	2005.08 2010.11	MT	F	L	Engine BKP, CBAB	For no:CBAA,Wheels:Steel Wheels	2033800L	Drive Shaft		36		59.5	40	487						
	2005.08 2010.11	AT	F	L	Engine BKP, CBAB	For PR code:FAA/FAT/FAG/4L,For PR code:02/FQD/01/S5/S5K	2540130L	Drive Shaft		36		59.5	40.5	482						
	2005.08 2010.11	AT	F	R	Engine BKP, CBAB	Date from:2008.01,For PR code:FAA/FAT/FAG/4L,For PR code:02/FQD/01/S5/S5K	2033810L	Drive Shaft		36		59.5	40	485						
	2005.08 2010.11	MT	F	L	Engine BKP, CBAB	For PR code:FAA/FAT/FAG/4L,For PR code:02/FQD/01/S5/S5K	2032950L	Drive Shaft		36		59.5	40.5	486						
	2005.08 2010.11	6MT	F	L	AWD Engine BKP, CBAB		2032950L	Drive Shaft		36		59.5	40.5	486						
	2005.08 2010.11	MT	F	R	Engine BKP, CBAB		2033130L	Drive Shaft		36		59.5	40.5	794						





	 YEAR	TRANSM.	F/R	L/R	DRIVE TYPE & ENGINE	REMARKS	GSP Ref.	 PRODUCT	 ABS	Technical Specifications										
										A	B	C	H	L						
VW																				
PASSAT B6 Variant (3C5)																				
2.0 TDI 16V (103 kw)	2005.08 2010.11	AT	F	R	Engine BKP, CBAB	For PR code:FA8F/F8G/F4/F4R/PR code:G2H0G/H0G5R0K	2540110L	Drive Shaft		36		59.5	40.5	760						
3.2 FSI (184 kw)	2005.11 2010.11	6AT	F	R	AWD Engine AXZ		2032660L	Drive Shaft		36		59.5	40.5	601						
	2005.11 2010.11	6AT	F	L	AWD Engine AXZ	Date from:2006.11	2032950L	Drive Shaft		36		59.5	40.5	486						
	2005.11 2010.11	6AT	F	L	AWD Engine AXZ	Date to:2006.10	2540130L	Drive Shaft		36		59.5	40.5	482						
PASSAT B7 (362)																				
1.4 TSI (118 kw)	2012.11 2014.12	6MT	F	R	Engine CTHD		2610960L	Drive Shaft		36		59.5	40	800						
	2012.11 2014.12	6MT	F	L	Engine CTHD		2612010L	Drive Shaft		36		59.5	40	536						
	2012.11 2014.12	7DCT	F	R	Engine CTHD		2016530L	Drive Shaft		36		59.5	40.5	785						
	2012.11 2014.12	7DCT	F	L	Engine CTHD		2612810L	Drive Shaft		36		59.5	40.5	525						
1.4 TSI (90 kw)	2010.08 2014.12	6MT/7DCT	F	R	Engine CAXA		2610960L	Drive Shaft		36		59.5	40	800						
	2010.08 2014.12	6MT/7DCT	F	L	Engine CAXA		2612010L	Drive Shaft		36		59.5	40	536						
1.4 TSI EcoFuel (110 kw)	2010.08 2014.12	6MT	F	R	Engine CDGA		2610960L	Drive Shaft		36		59.5	40	800						
	2010.08 2014.12	6MT	F	L	Engine CDGA		2612010L	Drive Shaft		36		59.5	40	536						
	2010.08 2014.12	7DCT	F	R	Engine CDGA		2016530L	Drive Shaft		36		59.5	40.5	785						
	2010.08 2014.12	7DCT	F	L	Engine CDGA		2612810L	Drive Shaft		36		59.5	40.5	525						
1.4 TSI MultiFuel (118 kw)	2010.11 2014.12	6MT	F	R	Engine CKMA		2610960L	Drive Shaft		36		59.5	40	800						
	2010.11 2014.12	6MT	F	L	Engine CKMA		2612010L	Drive Shaft		36		59.5	40	536						
	2010.11 2014.12	7DCT	F	R	Engine CKMA		2016530L	Drive Shaft		36		59.5	40.5	785						
	2010.11 2014.12	7DCT	F	L	Engine CKMA		2612810L	Drive Shaft		36		59.5	40.5	525						
1.6 TDI (77 kw)	2010.08 2014.12	6MT	F	R	Engine CAYC		2612830L	Drive Shaft		36		59.5	40	815						
	2010.08 2014.12	7DCT	F	L	Engine CAYC		2611000L	Drive Shaft		36		59.5	40.5	514						
	2010.08 2014.12	6MT	F	L	Engine CAYC		2612820L	Drive Shaft		36		59.5	40	523						
1.8 TSI (112 kw)	2011.02 2014.12	6MT	F	R	Engine CDAB		2613410L	Drive Shaft		36		59.5	40.5	806						
	2011.02 2014.12	6MT	F	L	Engine CDAB		2032950L	Drive Shaft		36		59.5	40.5	486						
	2011.02 2014.12	6MT	F	L	Engine CDAB		2611000L	Drive Shaft		36		59.5	40.5	514						
1.8 TSI (118 kw)	2010.08 2014.12	6MT	F	L	Engine CDAA		2611000L	Drive Shaft		36		59.5	40.5	514						
	2010.08 2014.12	6MT	F	R	Engine CDAA		2613410L	Drive Shaft		36		59.5	40.5	806						
	2010.08 2014.12	6MT	F	L	Engine CDAA		2032950L	Drive Shaft		36		59.5	40.5	486						
2.0 TDI (100 kw)	2010.08 2014.12	AT	F	R	Engine CFFA		2540110L	Drive Shaft		36		59.5	40.5	760						
	2010.08 2014.12	6MT	F	L	Engine CFFA		2032950L	Drive Shaft		36		59.5	40.5	486						
	2010.08 2014.12	6MT	F	R	Engine CFFA		2033130L	Drive Shaft		36		59.5	40.5	794						
2.0 TDI (103 kw)	2010.08 2014.12	6MT	F	L	AWD Engine CFFB		2032950L	Drive Shaft		36		59.5	40.5	486						
	2010.08 2014.12	6DCT	F	L	Engine CFFB		2540130L	Drive Shaft		36		59.5	40.5	482						
	2010.08 2014.12	6MT	F	L	Engine CFFB	For PR code:A8B/A8C/A8G/A9I	2032950L	Drive Shaft		36		59.5	40.5	486						
	2010.08 2014.12	6DCT	F	R	Engine CFFB		2540110L	Drive Shaft		36		59.5	40.5	760						
	2010.08 2014.12	6MT	F	R	AWD Engine CFFB		2032660L	Drive Shaft		36		59.5	40.5	601						
2.0 TDI (125 kw)	2010.08 2013.01	6AT/6MT	F	L	AWD Engine CFGB	For PR code:8AT	2033810L	Drive Shaft		36		59.5	40	485						
	2010.08 2014.12	6DCT	F	L	Engine CFGB, CLLA	Date to:2013.05	2540130L	Drive Shaft		36		59.5	40.5	482						
	2010.08 2013.01	6DCT	F	L	AWD Engine CFGB	For PR code:A8B/A8C/A8G/A9I	2540130L	Drive Shaft		36		59.5	40.5	482						
	2010.08 2013.01	6DCT	F	L	AWD Engine CFGB	For PR code:8AT	2540130L	Drive Shaft		36		59.5	40.5	482						
	2010.08 2014.12	6MT	F	L	Engine CFGB, CLLA	Date to:2013.05	2033800L	Drive Shaft		36		59.5	40	487						
	2010.08 2014.12	6DCT	F	R	Engine CFGB, CLLA	Date from:2013.06	2033540L	Drive Shaft		36		59.5	40.5	760						
	2010.08 2014.12	6DCT	F	R	Engine CFGB, CLLA	Date to:2013.05	2540110L	Drive Shaft		36		59.5	40.5	760						
2.0 TDI (130 kw)	2012.12 2014.12	6MT	F	L	Engine CFGC		2033800L	Drive Shaft		36		59.5	40	487						
	2012.12 2014.12	6DCT	F	R	Engine CFGC		2033540L	Drive Shaft		36		59.5	40.5	760						
	2013.01 2014.12	6DCT	F	L	AWD Engine CFGC	For PR code:8AT	2033810L	Drive Shaft		36		59.5	40	485						
	2013.01 2014.12	6AT	F	L	AWD Engine CFGC	For PR code:A8B/A8C/A8G/A9I	2540130L	Drive Shaft		36		59.5	40.5	482						
2.0 TSI (155 kw)	2010.11 2014.12	6DCT	F	R	Engine CCZB		2016530L	Drive Shaft		36		59.5	40.5	785						
PASSAT B7 (365)																				
1.4 TSI BlueMotion (90 kw)	2010.08 2014.12	6MT/7DCT	F	R	Engine CAXA		2610960L	Drive Shaft		36		59.5	40	800						
	2010.08 2014.12	6MT/7DCT	F	L	Engine CAXA		2612010L	Drive Shaft		36		59.5	40	536						
1.6 TDi BlueMotion (77 kw)	2010.08 2014.12	6MT	F	L	Engine CAYC		2612820L	Drive Shaft		36		59.5	40	523						
	2010.08 2014.12	6MT	F	R	Engine CAYC		2612830L	Drive Shaft		36		59.5	40	815						
1.8 TFSi (118 kw)	2010.08 2014.12	6MT	F	R	Engine CDAA		2613410L	Drive Shaft		36		59.5	40.5	806						
	2010.08 2014.12	6MT	F	L	Engine CDAA		2032950L	Drive Shaft		36		59.5	40.5	486						
	2010.08 2014.12	6MT	F	L	Engine CDAA		2611000L	Drive Shaft		36		59.5	40.5	514						
2.0 TDi BlueMotion (103 kw)	2010.08 2014.12	6DCT	F	L	Engine CFFB		2540130L	Drive Shaft		36		59.5	40.5	482						
	2010.08 2014.12	6MT	F	L	Engine CFFB	For PR code:A8B/A8C/A8G/A9I	2032950L	Drive Shaft		36		59.5	40.5	486						
	2010.08 2014.12	6DCT	F	R	Engine CFFB		2540110L	Drive Shaft		36		59.5	40.5	760						
2.0 TDi BlueMotion (125 kw)	2010.08 2014.12	6DCT	F	R	Engine CFGB, CLLA	Date to:2013.05	2540110L	Drive Shaft		36		59.5	40.5	760						
	2010.08 2014.12	6MT	F	R	Engine CFGB, CLLA		2033130L	Drive Shaft		36		59.5	40.5	794						
	2010.08 2014.12	6DCT	F	L	Engine CFGB, CLLA	Date to:2013.05	2540130L	Drive Shaft		36		59.5	40.5	482						
	2010.08 2014.12	6MT	F	L	Engine CFGB, CLLA	Date To:2013.05	2033800L	Drive Shaft		36		59.5	40	487						
	2010.08 2014.12	6DCT	F	R	Engine CFGB, CLLA	Date from:2013.06	2033540L	Drive Shaft		36		59.5	40.5	760						
2.0 TFSi (155 kw)	2010.11 2014.12	6DCT	F	R	Engine CCZB		2016530L	Drive Shaft		36		59.5	40.5	785						





	 YEAR	TRANSM.	F/R	L/R	DRIVE TYPE & ENGINE	REMARKS	GSP Ref.	 PRODUCT	 ABS	Technical Specifications				
										A	B	C	H	L
VW														
PASSAT B7 (A32, A33)														
2.0 TDI (103 kw)	2011.04 2015.06	6DCT	F	R	Engine CFFB, CKRA		2540110L	Drive Shaft		36	59.5	40.5	760	
	2011.04 2015.06	MT	F	R	Engine CFFB, CKRA		2033130L	Drive Shaft		36	59.5	40.5	794	
	2011.04 2015.06	6DCT	F	L	Engine CFFB, CKRA		2540130L	Drive Shaft		36	59.5	40.5	482	
	2011.04 2015.06	MT	F	L	Engine CFFB, CKRA		2032950L	Drive Shaft		36	59.5	40.5	486	
PASSAT B7 Variant (365)/MAGOTAN														
1.4 TSI (118 kw)	2012.11 2014.12	6MT	F	R	Engine CTHD		2610960L	Drive Shaft		36	59.5	40	800	
	2012.11 2014.12	6MT	F	L	Engine CTHD		2612010L	Drive Shaft		36	59.5	40	536	
	2012.11 2014.12	7DCT	F	R	Engine CTHD		2016530L	Drive Shaft		36	59.5	40.5	785	
	2012.11 2014.12	7DCT	F	L	Engine CTHD		2612810L	Drive Shaft		36	59.5	40.5	525	
1.4 TSI (90 kw)	2010.08 2014.12	6MT/7DCT	F	R	Engine CAXA		2610960L	Drive Shaft		36	59.5	40	800	
	2010.08 2014.12	6MT/7DCT	F	L	Engine CAXA		2612010L	Drive Shaft		36	59.5	40	536	
1.4 TSI EcoFuel (110 kw)	2010.08 2014.12	6MT	F	R	Engine CDGA		2610960L	Drive Shaft		36	59.5	40	800	
	2010.08 2014.12	6MT	F	L	Engine CDGA		2612010L	Drive Shaft		36	59.5	40	536	
	2010.08 2014.12	7DCT	F	R	Engine CDGA		2016530L	Drive Shaft		36	59.5	40.5	785	
	2010.08 2014.12	7DCT	F	L	Engine CDGA		2612810L	Drive Shaft		36	59.5	40.5	525	
1.4 TSI MultiFuel (118 kw)	2010.11 2014.12	6MT	F	R	Engine CKMA		2610960L	Drive Shaft		36	59.5	40	800	
	2010.11 2014.12	6MT	F	L	Engine CKMA		2612010L	Drive Shaft		36	59.5	40	536	
	2010.11 2014.12	7DCT	F	R	Engine CKMA		2016530L	Drive Shaft		36	59.5	40.5	785	
	2010.11 2014.12	7DCT	F	L	Engine CKMA		2612810L	Drive Shaft		36	59.5	40.5	525	
1.6 TDI (77 kw)	2010.08 2014.12	6MT	F	R	Engine CAYC		2612830L	Drive Shaft		36	59.5	40	815	
	2010.08 2014.12	7DCT	F	L	Engine CAYC	Date to:2009.11	2611000L	Drive Shaft		36	59.5	40.5	514	
	2010.08 2014.12	6MT	F	L	Engine CAYC		2612820L	Drive Shaft		36	59.5	40	523	
1.8 TSI (112 kw)	2011.02 2014.12	6MT	F	R	Engine CDAB		2613410L	Drive Shaft		36	59.5	40.5	806	
	2011.02 2014.12	6MT	F	L	Engine CDAB		2032950L	Drive Shaft		36	59.5	40.5	486	
	2011.02 2014.12	6MT	F	L	Engine CDAB		2611000L	Drive Shaft		36	59.5	40.5	514	
1.8 TSI (118 kw)	2010.08 2014.12	6MT	F	L	Engine CDAA		2611000L	Drive Shaft		36	59.5	40.5	514	
	2010.08 2014.12	6MT	F	R	Engine CDAA		2613410L	Drive Shaft		36	59.5	40.5	806	
	2010.08 2014.12	6MT	F	L	Engine CDAA		2032950L	Drive Shaft		36	59.5	40.5	486	
2.0 TDI (100 kw)	2010.08 2014.12	6MT	F	L	Engine CFFA		2032950L	Drive Shaft		36	59.5	40.5	486	
	2010.08 2014.12	6MT	F	R	Engine CFFA		2033130L	Drive Shaft		36	59.5	40.5	794	
2.0 TDI (103 kw)	2010.08 2014.12	6DCT	F	R	Engine CFFB		2540110L	Drive Shaft		36	59.5	40.5	760	
	2010.08 2014.12	6MT	F	L	AWD Engine CFFB		2032950L	Drive Shaft		36	59.5	40.5	486	
	2010.08 2014.12	6MT	F	L	Engine CFFB	For PR code:A8B/A8C/A8G/A9I	2032950L	Drive Shaft		36	59.5	40.5	486	
	2010.08 2014.12	6MT	F	R	Engine CFFB	For PR code:A8B/A8C/A8G/A9I	2033130L	Drive Shaft		36	59.5	40.5	794	
	2010.08 2014.12	6DCT	F	L	Engine CFFB		2540130L	Drive Shaft		36	59.5	40.5	482	
	2010.08 2014.12	6MT	F	R	AWD Engine CFFB		2032660L	Drive Shaft		36	59.5	40.5	601	
2.0 TDI (125 kw)	2010.08 2014.12	6DCT	F	R	Engine CFGB, CLLA	Date to:2013.05	2540110L	Drive Shaft		36	59.5	40.5	760	
	2010.08 2013.01	6DCT	F	L	AWD Engine CFGB	For PR code:8AT	2033810L	Drive Shaft		36	59.5	40	485	
	2010.08 2013.01	6DCT	F	L	AWD Engine CFGB	For PR code:A8B/A8C/A8G/A9I	2540130L	Drive Shaft		36	59.5	40.5	482	
	2010.08 2014.12	6DCT	F	L	Engine CFGB, CLLA	Date to:2013.05	2540130L	Drive Shaft		36	59.5	40.5	482	
	2010.08 2014.12	6MT	F	L	Engine CFGB, CLLA	Date to:2013.05	2033800L	Drive Shaft		36	59.5	40	487	
	2010.08 2014.12	6DCT	F	R	Engine CFGB, CLLA	Date from:2013.06	2033540L	Drive Shaft		36	59.5	40.5	760	
2.0 TDI (130 kw)	2012.12 2014.12	6MT	F	L	Engine CFGC		2033800L	Drive Shaft		36	59.5	40	487	
	2012.12 2014.12	6DCT	F	R	Engine CFGC		2033540L	Drive Shaft		36	59.5	40.5	760	
	2013.01 2014.12	6DCT	F	L	AWD Engine CFGC	For PR code:8AT	2033810L	Drive Shaft		36	59.5	40	485	
	2013.01 2014.12	6AT	F	L	AWD Engine CFGC	For PR code:A8B/A8C/A8G/A9I	2540130L	Drive Shaft		36	59.5	40.5	482	
2.0 TSI (155 kw)	2010.11 2015.12	6DCT	F	R	Engine CCZB		2016530L	Drive Shaft		36	59.5	40.5	785	
PASSAT B8 (3G2, CB2)														
1.4 TSI (110 kw)	2014.11	7DCT	F	R	Engine CZDA, CZEA		2613410L	Drive Shaft		36	59.5	40.5	806	
	2015.02	6MT	F	L	AWD Engine CZEA		2018960L	Drive Shaft		36	59.5	40	500	
1.4 TSI (92 kw)	2014.11	7DCT	F	L	Engine CZCA		2612010L	Drive Shaft		36	59.5	40	536	
1.6 TDI (88 kw)	2014.08	7DCT	F	R	Engine DCXA, DCZA		2612830L	Drive Shaft		36	59.5	40	815	
	2014.08	6MT/7DCT	F	L	Engine DCXA, DCZA		2612010L	Drive Shaft		36	59.5	40	536	
1.8 TSI (132 kw)	2015.02	6MT	F	L	Engine CJSA, CJSC		2611000L	Drive Shaft		36	59.5	40.5	514	
	2015.02	6MT/7DCT	F	R	Engine CJSA, CJSC		2613410L	Drive Shaft		36	59.5	40.5	806	
2.0 TDI (110 kw)	2014.08 2017.11	6MT	F	R	AWD Engine CRLB, DFEA, DFGA		2018890L	Drive Shaft		36	59.5	40	614	
	2014.08 2017.11	6MT	F	L	AWD Engine CRLB, DFEA, DFGA		2018960L	Drive Shaft		36	59.5	40	500	
	2014.11	6MT	F	L	Engine CRLB, DBGA, DFGA, DSRA, DSRB		2611000L	Drive Shaft		36	59.5	40.5	514	
	2014.11	6DCT	F	L	Engine CRLB, DBGA, DFGA, DSRA, DSRB		2033810L	Drive Shaft		36	59.5	40	485	
	2014.11	6DCT	F	R	Engine CRLB, DBGA, DFGA, DSRA, DSRB		2613450L	Drive Shaft		36	59.5	40	774	
	2014.11	7DCT	F	L	Engine CRLB, DBGA, DFGA, DSRA, DSRB		2023510L	Drive Shaft		36	37	59.5	40	570
	2014.11	6MT	F	R	Engine CRLB, DBGA, DFGA, DSRA, DSRB		2613410L	Drive Shaft		36	59.5	40.5	806	
	2015.07	6AT	F	R	Engine CUPA		2613450L	Drive Shaft		36	59.5	40	774	
2.0 TDI (135 kw)	2015.07	6AT	F	L	Engine CUPA		2033810L	Drive Shaft		36	59.5	40	485	
	2014.11	6MT	F	L	Engine DDAA, DFCA, DFHA		2611000L	Drive Shaft		36	59.5	40.5	514	
2.0 TDI (140 kw)	2014.11	6DCT	F	R	Engine DDAA, DFCA, DFHA		2613450L	Drive Shaft		36	59.5	40	774	




	 YEAR	TRANSM.	F/R	L/R	DRIVE TYPE & ENGINE	REMARKS	GSP Ref.	 PRODUCT	 ABS	Technical Specifications					
										A	B	C	H	L	
VW															
PASSAT B8 (3G2, CB2)															
2.0 TDI (140 kw)	2014.11		6DCT	F	L	Engine DDAA, DFCA, DFHA		203381OL	Drive Shaft		36		59.5	40	485
	2014.11		6AT	F	L	AWD Engine DDAA, DFCA, DFHA		203381OL	Drive Shaft		36		59.5	40	485
	2014.11		7DCT	F	L	Engine DDAA, DFCA, DFHA		202351OL	Drive Shaft		36	37	59.5	40	570
	2014.11		7DCT	F	L	AWD Engine DDAA, DFCA, DFHA		202351OL	Drive Shaft		36	37	59.5	40	570
	2014.11		6MT	F	R	Engine DDAA, DFCA, DFHA		261341OL	Drive Shaft		36		59.5	40.5	806
2.0 TDI (176 kw)	2014.08		7AT	F	R	AWD Engine CUAA		261347OL	Drive Shaft		36	40	59.5	40	593
	2014.08		7AT	F	L	AWD Engine CUAA		202351OL	Drive Shaft		36	37	59.5	40	570
2.0 TSI (200 kw)	2018.09		7AT	F	R	AWD Engine DNUA		201889OL	Drive Shaft		36		59.5	40	614
2.0 TSI (206 kw)	2015.05		6AT	F	R	AWD Engine CJXA, DNFE		201889OL	Drive Shaft		36		59.5	40	614
PASSAT B8 Variant (3G5, CB5)															
1.4 TSI (110 kw)	2014.11		7DCT	F	R	Engine CZDA, CZEZ		261341OL	Drive Shaft		36		59.5	40.5	806
	2015.02		6MT	F	L	AWD Engine CZEZ		201896OL	Drive Shaft		36		59.5	40	500
1.4 TSI (92 kw)	2014.11		7DCT	F	L	Engine CZCA		261201OL	Drive Shaft		36		59.5	40	536
1.6 TDI (88 kw)	2014.08		7DCT	F	R	Engine DCXA, DCZA		261283OL	Drive Shaft		36		59.5	40	815
	2014.08		6MT/7DCT	F	L	Engine DCXA, DCZA		261201OL	Drive Shaft		36		59.5	40	536
1.8 TSI (132 kw)	2015.02		6MT	F	L	Engine CJSA, CJSC		261100OL	Drive Shaft		36		59.5	40.5	514
	2015.02		6MT	F	R	Engine CJSA, CJSC		261341OL	Drive Shaft		36		59.5	40.5	806
2.0 TDI (110 kw)	2014.08	2017.11	6MT	F	R	AWD Engine CRLB, DFEA, DFGA		201889OL	Drive Shaft		36		59.5	40	614
	2014.08	2017.11	6MT	F	L	AWD Engine CRLB, DFEA, DFGA		201896OL	Drive Shaft		36		59.5	40	500
	2014.11		6MT	F	L	Engine CRLB, DBGA, DFCA, DSRA, DSRB		261100OL	Drive Shaft		36		59.5	40.5	514
	2014.11		6DCT	F	R	Engine CRLB, DBGA, DFCA, DSRA, DSRB		261345OL	Drive Shaft		36		59.5	40	774
	2014.11		6DCT	F	L	Engine CRLB, DBGA, DFCA, DSRA, DSRB		203381OL	Drive Shaft		36		59.5	40	485
	2014.11		7DCT	F	L	Engine CRLB, DBGA, DFCA, DSRA, DSRB		202351OL	Drive Shaft		36	37	59.5	40	570
	2014.11		6MT	F	R	Engine CRLB, DBGA, DFCA, DSRA, DSRB		261341OL	Drive Shaft		36		59.5	40.5	806
2.0 TDI (135 kw)	2015.07		6AT	F	R	Engine CUPA		261345OL	Drive Shaft		36		59.5	40	774
	2015.07		6AT	F	L	Engine CUPA		203381OL	Drive Shaft		36		59.5	40	485
2.0 TDI (140 kw)	2014.11		6MT	F	L	Engine DDAA, DFCA, DFHA		261100OL	Drive Shaft		36		59.5	40.5	514
	2014.11		6DCT	F	R	Engine DDAA, DFCA, DFHA		261345OL	Drive Shaft		36		59.5	40	774
	2014.11		6DCT	F	L	Engine DDAA, DFCA, DFHA		203381OL	Drive Shaft		36		59.5	40	485
	2014.11		6AT	F	L	AWD Engine DDAA, DFCA, DFHA		203381OL	Drive Shaft		36		59.5	40	485
	2014.11		7DCT	F	L	Engine DDAA, DFCA, DFHA		202351OL	Drive Shaft		36	37	59.5	40	570
	2014.11		7DCT	F	L	AWD Engine DDAA, DFCA, DFHA		202351OL	Drive Shaft		36	37	59.5	40	570
	2014.11		6MT	F	R	Engine DDAA, DFCA, DFHA		261341OL	Drive Shaft		36		59.5	40.5	806
2.0 TDI (176 kw)	2014.08		7AT	F	R	AWD Engine CUAA		261347OL	Drive Shaft		36	40	59.5	40	593
	2014.08		7AT	F	L	AWD Engine CUAA		202351OL	Drive Shaft		36	37	59.5	40	570
2.0 TSI (200 kw)	2018.09		7AT	F	R	AWD Engine DNUA		201889OL	Drive Shaft		36		59.5	40	614
2.0 TSI (206 kw)	2015.05		6AT	F	R	AWD Engine CJXA, DNFE		201889OL	Drive Shaft		36		59.5	40	614
PASSAT CC B6 (357)															
1.4 TSI MultiFuel (118 kw)	2011.01	2012.01	6MT	F	R	Engine CKMA		261096OL	Drive Shaft		36		59.5	40	800
	2011.01	2012.01	6MT	F	L	Engine CKMA		261201OL	Drive Shaft		36		59.5	40	536
	2011.01	2012.01	7DCT	F	R	Engine CKMA		201653OL	Drive Shaft		36		59.5	40.5	785
	2011.01	2012.01	7DCT	F	L	Engine CKMA		261281OL	Drive Shaft		36		59.5	40.5	525
1.8 TSI (112 kw)	2008.11	2010.05	6MT	F	R	Engine CDAB, CGYA	For PR code(E),Trans. codeMQ250,Engine codeCDAB,Engine codeCGYA	261341OL	Drive Shaft		36		59.5	40.5	806
	2008.11	2010.05	6MT	F	L	Engine CDAB, CGYA	For PR code(E),Trans. codeMQ250,Engine codeCDAB,Engine codeCGYA	261100OL	Drive Shaft		36		59.5	40.5	514
	2008.11	2010.05	6MT	F	L	Engine CDAB, CGYA	For PR code(E),Trans. codeMQ250,Engine codeCDAB	203295OL	Drive Shaft		36		59.5	40.5	486
	2008.11	2010.05	7DCT	F	R	Engine CDAB, CGYA		203313OL	Drive Shaft		36		59.5	40.5	794
1.8 TSI (118 kw)	2008.06	2012.01	7DCT	F	R	Engine BZB, CDAZ		203313OL	Drive Shaft		36		59.5	40.5	794
	2008.06	2012.01	6MT	F	R	Engine BZB, CDAZ	Engine codeBZB,For PR code(E),Trans. codeMQ250,Engine codeCDAZ	261341OL	Drive Shaft		36		59.5	40.5	806
	2008.06	2012.01	6MT	F	L	Engine BZB, CDAZ	Engine codeBZB,For PR code(E),Trans. codeMQ250,Engine codeCDAZ	261100OL	Drive Shaft		36		59.5	40.5	514
	2008.06	2012.01	6MT	F	L	Engine BZB, CDAZ	For PR code(E),Trans. codeMQ250,Engine codeCDAZ	203295OL	Drive Shaft		36		59.5	40.5	486
2.0 BlueTDI (105 kw)	2009.05	2010.11	6DCT	F	R	Engine CBAC		254011OL	Drive Shaft		36		59.5	40.5	760
	2009.05	2010.11	6MT	F	L	Engine CBAC		203295OL	Drive Shaft		36		59.5	40.5	486
	2009.05	2010.11	6DCT	F	L	Engine CBAC		254013OL	Drive Shaft		36		59.5	40.5	482
2.0 TDI (100 kw)	2008.06	2011.05	6DCT	F	L	Engine CBAA, CFFA		254013OL	Drive Shaft		36		59.5	40.5	482
	2008.06	2011.05	6MT	F	L	Engine CBAA, CFFA		203295OL	Drive Shaft		36		59.5	40.5	486
	2008.06	2011.05	6DCT	F	R	Engine CBAA, CFFA		254011OL	Drive Shaft		36		59.5	40.5	760
2.0 TDI (103 kw)	2008.06	2012.01	6MT	F	R	Engine CBAB, CFFB		203313OL	Drive Shaft		36		59.5	40.5	794
	2008.06	2012.01	6MT	F	L	Engine CBAB, CFFB		203295OL	Drive Shaft		36		59.5	40.5	486
	2008.06	2012.01	6DCT	F	R	Engine CBAB, CFFB		254011OL	Drive Shaft		36		59.5	40.5	760
	2008.06	2012.01	6DCT	F	L	Engine CBAB, CFFB		254013OL	Drive Shaft		36		59.5	40.5	482
	2009.08	2012.01	6MT	F	R	AWD Engine CBAB, CFFB		203266OL	Drive Shaft		36		59.5	40.5	601
	2009.08	2012.01	6MT	F	L	AWD Engine CBAB, CFFB		203295OL	Drive Shaft		36		59.5	40.5	486
2.0 TDI (125 kw)	2008.06	2012.01	6MT	F	L	Engine CBBB, CFGB, CLLA		203380OL	Drive Shaft		36		59.5	40	487
	2008.06	2012.01	6DCT	F	R	Engine CBBB, CFGB, CLLA		254011OL	Drive Shaft		36		59.5	40.5	760
	2008.06	2012.01	6DCT	F	L	Engine CBBB, CFGB, CLLA		254013OL	Drive Shaft		36		59.5	40.5	482
	2008.06	2012.01	6MT	F	R	Engine CBBB, CFGB, CLLA		203313OL	Drive Shaft		36		59.5	40.5	794

	 YEAR	TRANSM.	F/R	L/R	DRIVE TYPE & ENGINE	REMARKS	GSP Ref.	 PRODUCT	 ABS	Technical Specifications										
										A	B	C	H	L						
VW																				
PASSAT CC B6 (357)																				
2.0 TDI (125 kw)	2009.11	2012.01	6AT	F	L	AWD Engine CBBB, CFGB		2540130L	Drive Shaft		36		59.5	40.5	482					
2.0 TSI (147 kw)	2008.06	2012.01	6MT	F	L	Engine CAWB, CBFA, CCTA, CCZA		2032950L	Drive Shaft		36		59.5	40.5	486					
	2008.06	2012.01	6MT	F	R	Engine CAWB, CBFA, CCTA, CCZA		2611470L	Drive Shaft		36		59.5	40.5	795					
	2008.06	2012.01	6DCT	F	R	Engine CAWB, CBFA, CCTA, CCZA	date to:2010.02.Engine code:CBFA/CCZA	2016530L	Drive Shaft		36		59.5	40.5	785					
2.0 TSI (155 kw)	2010.11	2012.01	6MT	F	R	Engine CCZB		2611470L	Drive Shaft		36		59.5	40.5	795					
SCIROCCO III (137, 138)																				
1.4 TSI (110 kw)	2015.07	2017.11	7AT	F	L	Engine CZDA		2611000L	Drive Shaft		36		59.5	40.5	514					
1.4 TSI (118 kw)	2008.05	2017.11	MT	F	L	Engine CAVD, CNWA, CTHD, CTKA		2612010L	Drive Shaft		36		59.5	40	536					
	2008.05	2017.11	AT	F	R	Engine CAVD, CNWA, CTHD, CTKA		2016530L	Drive Shaft		36		59.5	40.5	785					
	2008.05	2017.11	MT	F	R	Engine CAVD, CNWA, CTHD, CTKA		2610960L	Drive Shaft		36		59.5	40	800					
	2008.05	2017.11	AT	F	L	Engine CAVD, CNWA, CTHD, CTKA		2612810L	Drive Shaft		36		59.5	40.5	525					
1.4 TSI (90 kw)	2008.08	2017.11	6MT/7AT	F	R	Engine CAXA, CMSB		2610960L	Drive Shaft		36		59.5	40	800					
	2008.08	2017.11	6MT/7AT	F	L	Engine CAXA, CMSB		2612010L	Drive Shaft		36		59.5	40	536					
1.4 TSI (92 kw)	2013.11	2017.11	6MT	F	L	Engine CXSB, CZCA		2612820L	Drive Shaft		36		59.5	40	523					
	2013.11	2017.11	6MT	F	R	Engine CXSB, CZCA		2613070L	Drive Shaft		36		59.5	40	820					
2.0 R (188 kw)	2009.11	2017.11	AT	F	R	Engine CDLC		2016530L	Drive Shaft		36		59.5	40.5	785					
2.0 R (195 kw)	2009.11	2017.11	AT	F	R	Engine CDLA		2016530L	Drive Shaft		36		59.5	40.5	785					
2.0 R (206 kw)	2014.05	2017.11	AT	F	R	Engine CDLK		2016530L	Drive Shaft		36		59.5	40.5	785					
	2014.05	2017.11	AT	F	L	Engine CDLK		2032950L	Drive Shaft		36		59.5	40.5	486					
	2014.05	2017.11	AT/MT	F	L	Engine CDLK		2033800L	Drive Shaft		36		59.5	40	487					
2.0 TDI (100 kw)	2010.11	2017.11	AT	F	L	Engine CFHB		2540130L	Drive Shaft		36		59.5	40.5	482					
	2010.11	2017.11	AT	F	R	Engine CFHB		2540110L	Drive Shaft		36		59.5	40.5	760					
	2010.11	2017.11	MT	F	R	Engine CFHB		2033130L	Drive Shaft		36		59.5	40.5	794					
	2010.11	2017.11	MT	F	L	Engine CFHB		2032950L	Drive Shaft		36		59.5	40.5	486					
2.0 TDI (103 kw)	2008.08	2017.11	MT	F	L	Engine CBDB, CFHC		2032950L	Drive Shaft		36		59.5	40.5	486					
	2008.08	2017.11	MT	F	R	Engine CBDB, CFHC		2033130L	Drive Shaft		36		59.5	40.5	794					
	2008.08	2017.11	AT	F	L	Engine CBDB, CFHC		2540130L	Drive Shaft		36		59.5	40.5	482					
	2008.08	2017.11	AT	F	R	Engine CBDB, CFHC		2540110L	Drive Shaft		36		59.5	40.5	760					
2.0 TDI (125 kw)	2009.05	2017.11	AT	F	R	Engine CBBB, CFGB		2540110L	Drive Shaft		36		59.5	40.5	760					
	2009.05	2017.11	MT	F	R	Engine CBBB, CFGB		2611470L	Drive Shaft		36		59.5	40.5	795					
	2009.05	2017.11	AT	F	L	Engine CBBB, CFGB		2033810L	Drive Shaft		36		59.5	40	485					
	2009.05	2017.11	MT	F	L	Engine CBBB, CFGB		2032950L	Drive Shaft		36		59.5	40.5	486					
2.0 TDI (130 kw)	2013.01	2017.11	AT	F	L	Engine CFGC		2540130L	Drive Shaft		36		59.5	40.5	482					
	2013.01	2017.11	MT	F	L	Engine CFGC		2032950L	Drive Shaft		36		59.5	40.5	486					
	2013.01	2017.11	AT	F	R	Engine CFGC		2540110L	Drive Shaft		36		59.5	40.5	760					
2.0 TDI (135 kw)	2014.05	2017.11	AT	F	L	Engine CUWA, CUXA		2540130L	Drive Shaft		36		59.5	40.5	482					
	2014.05	2017.11	MT	F	R	Engine CUWA, CUXA		2611470L	Drive Shaft		36		59.5	40.5	795					
	2014.05	2017.11	AT	F	R	Engine CUWA, CUXA		2540110L	Drive Shaft		36		59.5	40.5	760					
	2014.05	2017.11	MT	F	L	Engine CUWA, CUXA		2032950L	Drive Shaft		36		59.5	40.5	486					
2.0 TSI (147 kw)	2008.05	2009.11	AT/MT	F	L	Engine CAWB		2032950L	Drive Shaft		36		59.5	40.5	486					
	2008.05	2009.11	AT	F	R	Engine CAWB		2016530L	Drive Shaft		36		59.5	40.5	785					
2.0 TSI (155 kw)	2009.11	2017.11	MT	F	R	Engine CCZB		2033130L	Drive Shaft		36		59.5	40.5	794					
	2009.11	2017.11	AT/MT	F	L	Engine CCZB		2032950L	Drive Shaft		36		59.5	40.5	486					
	2009.11	2017.11	AT	F	R	Engine CCZB		2016530L	Drive Shaft		36		59.5	40.5	785					
	2009.11	2017.11	AT/MT	F	L	Engine CCZB		2033800L	Drive Shaft		36		59.5	40	487					
2.0 TSI (162 kw)	2013.11	2017.11	DCT/MT	F	L	Engine CULC		2032950L	Drive Shaft		36		59.5	40.5	486					
SCIROCCO Van (137)																				
1.4 TSI (118 kw)	2008.06	2014.05	6MT	F	L	Engine CAVD		2612010L	Drive Shaft		36		59.5	40	536					
	2008.06	2014.05	AT	F	L	Engine CAVD		2016530L	Drive Shaft		36		59.5	40.5	785					
	2008.06	2014.05	6MT/7DCT	F	R	Engine CAVD		2610960L	Drive Shaft		36		59.5	40	800					
	2008.06	2014.05	7DCT	F	L	Engine CAVD		2612810L	Drive Shaft		36		59.5	40.5	525					
1.4 TSi (90 kw)	2008.08	2014.05	6MT	F	R	Engine CAXA		2610960L	Drive Shaft		36		59.5	40	800					
	2008.08	2014.05	6MT	F	L	Engine CAXA		2612010L	Drive Shaft		36		59.5	40	536					
2.0 TDi (103 kw)	2008.08	2014.05	AT	F	L	Engine CBDB, CFHC		2540130L	Drive Shaft		36		59.5	40.5	482					
	2008.08	2014.05	AT	F	R	Engine CBDB, CFHC		2540110L	Drive Shaft		36		59.5	40.5	760					
	2008.08	2014.05	MT	F	R	Engine CBDB, CFHC		2033130L	Drive Shaft		36		59.5	40.5	794					
	2008.08	2014.05	MT	F	L	Engine CBDB, CFHC		2032950L	Drive Shaft		36		59.5	40.5	486					
2.0 TDi (125 kw)	2009.05	2014.05	AT	F	L	Engine CBBB, CFGB		2540130L	Drive Shaft		36		59.5	40.5	482					
	2009.05	2014.05	AT	F	R	Engine CBBB, CFGB		2540110L	Drive Shaft		36		59.5	40.5	760					
	2009.05	2014.05	MT	F	L	Engine CBBB, CFGB		2032950L	Drive Shaft		36		59.5	40.5	486					
2.0 TFSi (155 kw)	2009.11	2014.05	MT	F	R	Engine CCZB		2611470L	Drive Shaft		36		59.5	40.5	795					
	2009.11	2014.05	AT	F	R	Engine CCZB		2016530L	Drive Shaft		36		59.5	40.5	785					
	2009.11	2014.05	AT	F	L	Engine CCZB		2032950L	Drive Shaft		36		59.5	40.5	486					
SHARAN (7N1, 7N2)																				
1.4 TSI (110 kw)	2010.05		6MT	F	R	Engine CAVA, CNWB, CTHA	Date to:2011.11	2033130L	Drive Shaft		36		59.5	40.5	794					
	2010.05		6MT	F	L	Engine CAVA, CNWB, CTHA	Date to:2011.11	2032950L	Drive Shaft		36		59.5	40.5	486					

	 YEAR	TRANSM.	F/R	L/R	DRIVE TYPE & ENGINE	REMARKS	GSP Ref.	 PRODUCT	 ABS	Technical Specifications					
										A	B	C	H	L	
VW															
SHARAN (7N1, 7N2)															
1.4 TSI (110 kw)	2015.05	6AT/6MT	F	L	Engine CZDA, DJKA		2032950L	Drive Shaft		36	59.5	40.5	486		
	2015.05	6AT/6MT	F	R	Engine CZDA, DJKA		2033130L	Drive Shaft		36	59.5	40.5	794		
2.0 TDI (100 kw)	2010.05	6MT	F	R	Engine CFFA		2033130L	Drive Shaft		36	59.5	40.5	794		
	2010.05	6MT	F	L	Engine CFFA		2032950L	Drive Shaft		36	59.5	40.5	486		
	2010.05	6DCT	F	R	Engine CFFA		2033540L	Drive Shaft		36	59.5	40.5	760		
2.0 TDI (103 kw)	2010.05	6MT	F	R	Engine CFFB	Date to:2011.11	2033130L	Drive Shaft		36	59.5	40.5	794		
	2010.05	6MT	F	L	Engine CFFB	Date to:2014.07	2032950L	Drive Shaft		36	59.5	40.5	486		
	2010.05	6DCT	F	R	Engine CFFB		2033540L	Drive Shaft		36	59.5	40.5	760		
	2011.05	2015.11	6MT	F	L	AWD Engine CFFB		2032950L	Drive Shaft		36	59.5	40.5	486	
	2011.05	2015.11	6MT	F	R	AWD Engine CFFB		2033130L	Drive Shaft		36	59.5	40.5	794	
2.0 TDI (110 kw)	2015.05	2015.11	6MT	F	L	Engine CUVC, DFLA, DLTA		2032950L	Drive Shaft		36	59.5	40.5	486	
	2015.05	2015.11	6DCT	F	R	Engine CUVC, DFLA, DLTA		2033540L	Drive Shaft		36	59.5	40.5	760	
	2015.05	2015.11	6MT	F	R	Engine CUVC, DFLA, DLTA		2033130L	Drive Shaft		36	59.5	40.5	794	
2.0 TDI (125 kw)	2010.08	6DCT	F	R	Engine CFGB		2033540L	Drive Shaft		36	59.5	40.5	760		
2.0 TDI (130 kw)	2013.01	2015.11	6DCT	F	R	Engine CFGC, DLUB		2033540L	Drive Shaft		36	59.5	40.5	760	
2.0 TDI (135 kw)	2015.05	6DCT	F	R	Engine CUWA, DFMA		2033540L	Drive Shaft		36	59.5	40.5	760		
2.0 TDI (85 kw)	2011.05	2019.07	6MT	F	R	Engine CFFE, CUVA, DFLD, DLTC		2033130L	Drive Shaft		36	59.5	40.5	794	
	2011.05	2019.07	6MT	F	L	Engine CFFE, CUVA, DFLD, DLTC		2032950L	Drive Shaft		36	59.5	40.5	486	
2.0 TSI (147 kw)	2010.12	6AT	F	L	Engine CCZA		2032950L	Drive Shaft		36	59.5	40.5	486		
2.0 TSI (162 kw)	2015.05	6AT	F	L	Engine DEDA		2032950L	Drive Shaft		36	59.5	40.5	486		
T-ROC (A11)															
1.5 TSI (110 kw)	2017.11	6MT/7AT	F	R	Engine DADA, DPCA		2033130L	Drive Shaft		36	59.5	40.5	794		
	2017.11	6MT/7AT	F	L	Engine DADA, DPCA		2611000L	Drive Shaft		36	59.5	40.5	514		
1.6 TDI (85 kw)	2018.03	6MT	F	L	Engine DGTE		2612820L	Drive Shaft		36	59.5	40	523		
	2018.03	6MT	F	R	Engine DGTE		2612830L	Drive Shaft		36	59.5	40	815		
2.0 TDI (110 kw)	2017.09	6MT	F	L	AWD Engine DFFA		2033800L	Drive Shaft		36	59.5	40	487		
	2018.03	6DCT	F	L	Engine DFFA	Engine Code:DFFA	2033810L	Drive Shaft		36	59.5	40	485		
	2018.03	6MT	F	R	Engine DFFA	Engine Code:DFFA	2033130L	Drive Shaft		36	59.5	40.5	794		
TIGUAN (5N_)															
1.4 TSI (110 kw)	2007.09	2018.07	6MT	F	L	AWD Engine BWK, CAVA, CTHA		2612960L	Drive Shaft		36	40	59.5	40.5	501
	2008.05	2018.07	6MT	F	R	Engine CAVA, CTHA		2611470L	Drive Shaft		36	59.5	40.5	795	
	2008.05	2018.07	6MT	F	L	Engine CAVA, CTHA		2032950L	Drive Shaft		36	59.5	40.5	486	
	2008.05	2018.07	6DCT	F	R	Engine CAVA, CTHA		2016530L	Drive Shaft		36	59.5	40.5	785	
	2015.05	2018.07	6MT	F	R	Engine CZDA		2611470L	Drive Shaft		36	59.5	40.5	795	
	2015.05	2018.07	6MT	F	L	Engine CZDA		2032950L	Drive Shaft		36	59.5	40.5	486	
	2015.05	2018.07	6DCT	F	R	Engine CZDA		2016530L	Drive Shaft		36	59.5	40.5	785	
1.4 TSI (118 kw)	2011.05	2018.07	6AT/6MT	F	R	Engine CAVD, CTHD		2611470L	Drive Shaft		36	59.5	40.5	795	
	2011.05	2018.07	6MT	F	L	AWD Engine CAVD, CTHD		2612960L	Drive Shaft		36	40	59.5	40.5	501
	2011.05	2018.07	6AT/6MT	F	L	Engine CAVD, CTHD		2032950L	Drive Shaft		36	59.5	40.5	486	
1.4 TSI (90 kw)	2010.08	2018.07	6MT	F	R	Engine CAXA		2611470L	Drive Shaft		36	59.5	40.5	795	
	2010.08	2018.07	6MT	F	L	Engine CAXA		2032950L	Drive Shaft		36	59.5	40.5	486	
1.4 TSI (92 kw)	2015.05	2018.07	6MT	F	R	Engine CZDB		2611470L	Drive Shaft		36	59.5	40.5	795	
	2015.05	2018.07	6MT	F	L	Engine CZDB		2032950L	Drive Shaft		36	59.5	40.5	486	
2.0 TDI (100 kw)	2007.11	2018.07	7DCT	F	L	AWD Engine CBAA, CFFA	Date To:2011.02,Date From:2012.08	2012650L	Drive Shaft		36	37	59.5	40	558
	2007.11	2018.07	7DCT	F	R	AWD Engine CBAA, CFFA	Date To:2011.02,Date From:2012.08	2613470L	Drive Shaft		36	40	59.5	40	593
	2007.11	2018.07	6MT	F	L	AWD Engine CBAA, CFFA		2612960L	Drive Shaft		36	40	59.5	40.5	501
2.0 TDI (103 kw)	2007.09	2018.07	7DCT	F	L	AWD Engine CBAB, CFFB, CLJA		2012650L	Drive Shaft		36	37	59.5	40	558
	2007.09	2018.07	6MT	F	L	AWD Engine CBAB, CFFB, CLJA		2612960L	Drive Shaft		36	40	59.5	40.5	501
	2007.09	2018.07	7DCT	F	R	AWD Engine CBAB, CFFB, CLJA		2613470L	Drive Shaft		36	40	59.5	40	593
	2007.09	2018.07	6AT	F	R	AWD Engine CBAB, CFFB, CLJA		2613470L	Drive Shaft		36	40	59.5	40	593
	2008.03	2018.07	6MT	F	R	Engine CBAB, CFFB		2611470L	Drive Shaft		36	59.5	40.5	795	
	2008.03	2018.07	6MT	F	L	Engine CBAB, CFFB	Date from:2010.06,For PR code:7L3	2612960L	Drive Shaft		36	40	59.5	40.5	501
	2008.03	2018.07	6MT	F	L	Engine CBAB, CFFB	Date to:2010.05,For PR code:GOM.Rims:With alloy rim	2032950L	Drive Shaft		36	59.5	40.5	486	
2.0 TDI (110 kw)	2015.05	2018.07	7DCT	F	L	AWD Engine CUVC		2012650L	Drive Shaft		36	37	59.5	40	558
	2015.05	2018.07	7DCT	F	R	AWD Engine CUVC		2613470L	Drive Shaft		36	40	59.5	40	593
	2015.05	2018.07	6MT	F	L	Engine CUVC		2032950L	Drive Shaft		36	59.5	40.5	486	
	2015.05	2018.07	6MT	F	R	Engine CUVC		2611470L	Drive Shaft		36	59.5	40.5	795	
	2015.05	2018.07	6MT	F	R	Engine CUVC		2033130L	Drive Shaft		36	59.5	40.5	794	
	2015.05	2018.07	6MT	F	R	AWD Engine CUVC		2032660L	Drive Shaft		36	59.5	40.5	601	
2.0 TDI (120 kw)	2008.02	2009.08	6MT	F	R	AWD Engine CBBA		2032690L	Drive Shaft		36	40	59.5	40.5	596
	2008.02	2009.08	AT	F	R	AWD Engine CBBA		2613470L	Drive Shaft		36	40	59.5	40	593
	2008.02	2009.08	6MT	F	L	AWD Engine CBBA		2612960L	Drive Shaft		36	40	59.5	40.5	501
2.0 TDI (125 kw)	2007.09	2018.07	6MT	F	R	AWD Engine CBBB, CFGB		2032690L	Drive Shaft		36	40	59.5	40.5	596
	2007.09	2018.07	6MT	F	L	AWD Engine CBBB, CFGB		2612960L	Drive Shaft		36	40	59.5	40.5	501
2.0 TDI (130 kw)	2012.11	2018.07	7DCT	F	L	AWD Engine CFGC		2012650L	Drive Shaft		36	37	59.5	40	558
	2012.11	2018.07	6MT	F	L	AWD Engine CFGC		2612960L	Drive Shaft		36	40	59.5	40.5	501





	 YEAR		TRANSM.	F/R	L/R	DRIVE TYPE & ENGINE	REMARKS	GSP Ref.	 PRODUCT	 ABS	Technical Specifications				
	A	B									C	H	L		
VW															
TIGUAN (5N_)															
2.0 TDI (130 kw)	2012.11	2018.07	7DCT	F	R	AWD Engine CFGC		2613470L	Drive Shaft		36	40	59.5	40	593
2.0 TDI (135 kw)	2015.05	2018.07	7AT	F	L	AWD Engine CUWA		2012650L	Drive Shaft		36	37	59.5	40	558
	2015.05	2018.07	7AT	F	R	AWD Engine CUWA		2613470L	Drive Shaft		36	40	59.5	40	593
2.0 TDI (81 kw)	2010.05	2018.07	6MT	F	L	Engine CFFD, CUVE		2032950L	Drive Shaft		36		59.5	40.5	486
	2010.05	2018.07	6MT	F	R	Engine CFFD, CUVE		2611470L	Drive Shaft		36		59.5	40.5	795
2.0 TFSI (125 kw)	2007.09	2018.07	7DCT	F	L	AWD Engine CAWA, CCTB, CCZC		2012650L	Drive Shaft		36	37	59.5	40	558
	2007.09	2018.07	6MT	F	R	AWD Engine CAWA, CCTB, CCZC		2032690L	Drive Shaft		36	40	59.5	40.5	596
	2007.09	2018.07	6MT	F	L	AWD Engine CAWA, CCTB, CCZC		2612960L	Drive Shaft		36	40	59.5	40.5	501
	2007.09	2018.07	7DCT	F	R	AWD Engine CAWA, CCTB, CCZC		2613470L	Drive Shaft		36	40	59.5	40	593
2.0 TFSI (147 kw)	2007.09	2018.07	7DCT	F	L	AWD Engine CAWB, CCTA, CCZA		2012650L	Drive Shaft		36	37	59.5	40	558
	2007.09	2018.07	6MT	F	R	AWD Engine CAWB, CCTA, CCZA		2032690L	Drive Shaft		36	40	59.5	40.5	596
	2007.09	2018.07	6MT	F	L	AWD Engine CAWB, CCTA, CCZA		2612960L	Drive Shaft		36	40	59.5	40.5	501
	2007.09	2018.07	7DCT	F	R	AWD Engine CAWB, CCTA, CCZA		2613470L	Drive Shaft		36	40	59.5	40	593
	2007.11	2018.07	6MT	F	R	Engine CAWB, CCTA	engine CCTA for vehicles with steering function	2033130L	Drive Shaft		36		59.5	40.5	794
2.0 TSI (132 kw)	2011.05	2018.07	7DCT	F	L	AWD Engine CCZD		2012650L	Drive Shaft		36	37	59.5	40	558
	2011.05	2018.07	6MT	F	R	AWD Engine CCZD		2032690L	Drive Shaft		36	40	59.5	40.5	596
	2011.05	2018.07	7DCT	F	R	AWD Engine CCZD		2613470L	Drive Shaft		36	40	59.5	40	593
	2011.05	2018.07	6MT	F	L	AWD Engine CCZD		2612960L	Drive Shaft		36	40	59.5	40.5	501
2.0 TSI (155 kw)	2011.05	2018.07	7DCT	F	L	AWD Engine CCZB		2012650L	Drive Shaft		36	37	59.5	40	558
	2011.05	2018.07	6MT	F	R	AWD Engine CCZB		2032690L	Drive Shaft		36	40	59.5	40.5	596
	2011.05	2018.07	7DCT	F	R	AWD Engine CCZB		2613470L	Drive Shaft		36	40	59.5	40	593
	2011.05	2018.07	6MT	F	L	AWD Engine CCZB		2612960L	Drive Shaft		36	40	59.5	40.5	501
TIGUAN (AD1, AX1)															
1.4 TSI (110 kw)	2016.01		6DCT	F	L	Engine CZDA, CZEA, DJVA		2611000L	Drive Shaft		36		59.5	40.5	514
	2016.01		6MT	F	L	Engine CZDA, CZEA, DJVA		2018960L	Drive Shaft		36		59.5	40	500
	2016.05	2018.07	6AT/6MT	F	L	AWD Engine CZDA, CZEA		2018960L	Drive Shaft		36		59.5	40	500
1.4 TSI (92 kw)	2016.01	2018.07	6DCT	F	L	Engine CZCA		2611000L	Drive Shaft		36		59.5	40.5	514
	2016.01	2018.07	6MT	F	L	Engine CZCA		2018960L	Drive Shaft		36		59.5	40	500
1.5 TSI (110 kw)	2018.11	2019.08	6MT	F	L	Engine DADA, DPCA		2018960L	Drive Shaft		36		59.5	40	500
1.5 TSI (96 kw)	2018.11	2019.08	6MT	F	L	Engine DACB		2018960L	Drive Shaft		36		59.5	40	500
1.6 TDI (85 kw)	2016.05	2020.06	6MT	F	L	Engine DGDB		2611000L	Drive Shaft		36		59.5	40.5	514
	2016.05	2020.06	6MT	F	R	Engine DGDB		2613410L	Drive Shaft		36		59.5	40.5	806
2.0 TDI (110 kw)	2016.01	2020.07	6MT	F	L	Engine DFGA, DTSA, DTSB		2611000L	Drive Shaft		36		59.5	40.5	514
	2016.01	2020.07	6MT	F	L	AWD Engine D8GC, DFGA, DTSA, DTSB	For PR code:OEN,Trans. code:MQ350	2018960L	Drive Shaft		36		59.5	40	500
	2016.01	2020.07	7DCT	F	L	Engine DFGA, DTSA, DTSB		2023510L	Drive Shaft		36	37	59.5	40	570
	2016.01	2020.07	7DCT	F	L	AWD Engine D8GC, DFGA, DTSA, DTSB		2023510L	Drive Shaft		36	37	59.5	40	570
	2016.01	2020.07	6MT	F	R	Engine DFGA, DTSA, DTSB		2613410L	Drive Shaft		36		59.5	40.5	806
2.0 TDI (140 kw)	2016.04	2020.07	7AT	F	L	AWD Engine DFHA		2023510L	Drive Shaft		36	37	59.5	40	570
2.0 TDI (176 kw)	2016.05	2020.07	7AT	F	R	AWD Engine CUAA		2613470L	Drive Shaft		36	40	59.5	40	593
2.0 TDI (81 kw)	2016.08	2020.07	6MT	F	L	Engine CYKC		2611000L	Drive Shaft		36		59.5	40.5	514
	2016.08	2020.07	6MT	F	R	Engine CYKC		2613410L	Drive Shaft		36		59.5	40.5	806
2.0 TDI (85 kw)	2016.05	2019.07	6MT	F	L	Engine DFGC		2611000L	Drive Shaft		36		59.5	40.5	514
	2016.05	2019.07	6MT	F	R	Engine DFGC		2613410L	Drive Shaft		36		59.5	40.5	806
2.0 TSI (132 kw)	2016.01		6MT	F	L	AWD Engine CZPA		2018960L	Drive Shaft		36		59.5	40	500
	2016.01		7DCT	F	L	AWD Engine CZPA		2023510L	Drive Shaft		36	37	59.5	40	570
2.0 TSI (140 kw)	2018.09		7AT	F	R	AWD Engine DKZA		2018890L	Drive Shaft		36		59.5	40	614
2.0 TSI (162 kw)	2016.06		7AT	F	L	AWD Engine CHHB		2023510L	Drive Shaft		36	37	59.5	40	570
TOUAREG (7LA, 7L6, 7L7)															
3.0 TDI (155 kw)	2006.04	2010.05	6AT	F	L/R	AWD Engine BUN, CASB		2350850L	Drive Shaft		30		64.4	103.5	526
	2006.04	2010.05	6AT	R	L/R	AWD Engine BUN, CASB		2612360L	Drive Shaft		30		64	103.5	737
3.0 V6 TDI (165 kw)	2004.11	2010.05	6AT/6MT	F	L/R	AWD Engine BKS, CATA		2350850L	Drive Shaft		30		64.4	103.5	526
	2004.11	2010.05	6AT/6MT	R	L/R	AWD Engine BKS, CATA	For PR code:1Y1,With differential lock	2350860L	Drive Shaft		30		64.3	103.5	724
	2004.11	2010.05	6AT/6MT	R	L/R	AWD Engine BKS, CATA	For PR code:1Y0	2612360L	Drive Shaft		30		64	103.5	737
3.0 V6 TDI (176 kw)	2007.11	2010.05	6AT/6MT	F	L/R	AWD Engine CASA, CASC		2350850L	Drive Shaft		30		64.4	103.5	526
	2007.11	2010.05	6AT/6MT	R	L/R	AWD Engine CASA, CASC		2612360L	Drive Shaft		30		64	103.5	737
3.2 V6 (162 kw)	2002.10	2006.11	AT/MT	F	L/R	AWD Engine AZZ (05D0-), BKU (05D0-), BMU, BMK, BRU		2350850L	Drive Shaft		30		64.4	103.5	526
	2002.10	2006.11	AT/MT	R	L/R	AWD Engine AZZ (05D0-), BKU (05D0-), BMU, BMK, BRU	with differential lock	2350860L	Drive Shaft		30		64.3	103.5	724
	2002.10	2006.11	AT/MT	R	L/R	AWD Engine AZZ (05D0-), BKU (05D0-), BMU, BMK, BRU	without differential lock	2612360L	Drive Shaft		30		64	103.5	737
3.2 V6 (177 kw)	2004.11	2006.11	AT/MT	F	L/R	AWD Engine BMV		2350850L	Drive Shaft		30		64.4	103.5	526
	2004.11	2006.11	AT/MT	R	L/R	AWD Engine BMV	with differential lock	2350860L	Drive Shaft		30		64.3	103.5	724
	2004.11	2006.11	AT/MT	R	L/R	AWD Engine BMV	without differential lock	2612360L	Drive Shaft		30		64	103.5	737
3.6 V6 FSI (206 kw)	2005.10	2010.05	6AT/6MT	F	L/R	AWD Engine BHK, BHL		2350850L	Drive Shaft		30		64.4	103.5	526
	2005.10	2010.05	6AT/6MT	R	L/R	AWD Engine BHK, BHL		2612360L	Drive Shaft		30		64	103.5	737
4.2 V8 (228 kw)	2002.12	2006.11	6AT	F	L/R	AWD Engine AXQ (12.02-)		2350850L	Drive Shaft		30		64.4	103.5	526
	2002.12	2006.11	6AT	R	L/R	AWD Engine AXQ (12.02-)		2612360L	Drive Shaft		30		64	103.5	737
4.2 V8 FSI (257 kw)	2006.06	2010.05	AT	F	L/R	AWD Engine BAR		2350850L	Drive Shaft		30		64.4	103.5	526





	 YEAR	TRANSM.	F/R	L/R	DRIVE TYPE & ENGINE	REMARKS	GSP Ref.	 PRODUCT	 ABS	Technical Specifications										
										A	B	C	H	L						
VW																				
TOUAREG (7LA, 7L6, 7L7)																				
4.2 V8 FSI (257 kw)	2006.06 2010.05	AT	R	L/R	AWD Engine BAR	with differential lock	2350860L	Drive Shaft		30	64.3	103.5	724							
	2006.06 2010.05	AT	R	L/R	AWD Engine BAR	without differential lock	2612360L	Drive Shaft		30	64	103.5	737							
5.0 R50 TDI (257 kw)	2007.08 2010.05	6AT	R	L/R	AWD Engine CBWA		2350860L	Drive Shaft		30	64.3	103.5	724							
5.0 V10 TDI (230 kw)	2002.10 2010.05	6AT	R	L/R	AWD Engine AYH (10.02-), BKW, BLE, BWF		2612360L	Drive Shaft		30	64	103.5	737							
6.0 W12 (331 kw)	2004.08 2010.05	6AT	F	L/R	AWD Engine BJN, CFRA	Date from:2007.05	2350850L	Drive Shaft		30	64.4	103.5	526							
	2004.08 2010.05	6AT	R	L/R	AWD Engine BJN, CFRA		2612360L	Drive Shaft		30	64	103.5	737							
TOUAREG (7P5, 7P6)																				
3.0 V6 TDI (150 kw)	2010.01 2018.03	8AT	F	L/R	AWD Engine CASD, CJMA, CRCD, CWVA		2350850L	Drive Shaft		30	64.4	103.5	526							
3.0 V6 TDI (165 kw)	2010.06 2018.03	8AT	F	L/R	AWD Engine CATA		2350850L	Drive Shaft		30	64.4	103.5	526							
3.0 V6 TDI (176 kw)	2010.01 2018.03	8AT	F	L/R	AWD Engine CASH, CNRB		2350850L	Drive Shaft		30	64.4	103.5	526							
3.0 V6 TDI (180 kw)	2011.05 2018.03	8AT	F	L/R	AWD Engine CJGD, CRCA		2350850L	Drive Shaft		30	64.4	103.5	526							
3.0 V6 TDI (193 kw)	2014.09 2018.03	AT	F	L/R	AWD Engine CVVA		2350850L	Drive Shaft		30	64.4	103.5	526							
3.0 V6 TSI (213 kw)	2010.08 2018.03	AT	F	L/R	AWD Engine CJTA	Date from:2011.01	2350850L	Drive Shaft		30	64.4	103.5	526							
3.0 V6 TSI Hybrid (245 kw)	2010.04 2018.03	8AT	F	L/R	AWD Engine CGEA, CGFA		2350850L	Drive Shaft		30	64.4	103.5	526							
3.6 V6 FSI (183 kw)	2010.08 2018.03	8AT	F	L/R	AWD Engine CMTA		2350850L	Drive Shaft		30	64.4	103.5	526							
3.6 V6 FSI (206 kw)	2010.04 2018.03	8AT	F	L/R	AWD Engine CGRA		2350850L	Drive Shaft		30	64.4	103.5	526							
4.2 V8 FSI (265 kw)	2011.01 2018.03	8AT	F	L/R	AWD Engine CGNA		2350850L	Drive Shaft		30	64.4	103.5	526							
4.2 V8 TDI (250 kw)	2010.01 2018.03	8AT	F	L/R	AWD Engine CKDA		2350850L	Drive Shaft		30	64.4	103.5	526							
TOURAN (1T1, 1T2)																				
1.4 TSI (103 kw)	2006.02 2010.05	MT	F	R	Engine BMY, CAVC		2610960L	Drive Shaft		36	59.5	40	800							
	2006.02 2010.05	MT	F	L	Engine BMY, CAVC		2612010L	Drive Shaft		36	59.5	40	536							
	2006.02 2010.05	AT	F	R	Engine BMY, CAVC	For Engine code:CAVC	2016530L	Drive Shaft		36	59.5	40.5	785							
	2006.02 2010.05	AT	F	L	Engine BMY, CAVC	For Engine code:CAVC	2612810L	Drive Shaft		36	59.5	40.5	525							
1.4 TSI (125 kw)	2006.11 2010.05	7AT	F	R	Engine BLG, CAVB		2016530L	Drive Shaft		36	59.5	40.5	785							
	2006.11 2010.05	7AT	F	L	Engine BLG, CAVB		2612810L	Drive Shaft		36	59.5	40.5	525							
1.4 TSI EcoFuel (110 kw)	2009.05 2010.05	AT/7DCT	F	L	Engine CDGA		2612810L	Drive Shaft		36	59.5	40.5	525							
	2009.05 2010.05	MT	F	R	Engine CDGA		2610960L	Drive Shaft		36	59.5	40	800							
	2009.05 2010.05	7DCT	F	R	Engine CDGA		2016530L	Drive Shaft		36	59.5	40.5	785							
1.6 (75 kw)	2003.07 2010.05	5MT	F	R	Engine BGU (07.03-), BSE, BSF		2610420L	Drive Shaft		36	59.5	40	814							
	2003.07 2010.05	5MT	F	L	Engine BGU (07.03-), BSE, BSF		2033730L	Drive Shaft		36	59.5	40	517							
1.6 BiFuel (75 kw)	2006.11 2010.05	5MT	F	R	Engine BSF		2610420L	Drive Shaft		36	59.5	40	814							
	2006.11 2010.05	5MT	F	L	Engine BSF		2033730L	Drive Shaft		36	59.5	40	517							
1.6 FSI (85 kw)	2003.02 2007.01	MT	F	R	Engine BAG (02.03-), BLF, BLP		2610960L	Drive Shaft		36	59.5	40	800							
1.9 TDI (66 kw)	2004.11 2010.05	6MT	F	R	Engine BRU, BXF, BXJ	Trans. code:MQ250 For PR code:0EJ.Date from:2009.11	2612830L	Drive Shaft		36	59.5	40	815							
	2004.11 2010.05	6MT	F	L	Engine BRU, BXF, BXJ	Trans. code:MQ250 For PR code:0EJ.Date from:2009.11	2032950L	Drive Shaft		36	59.5	40.5	486							
	2004.11 2010.05	6MT	F	R	Engine BRU, BXF, BXJ	Trans. code:MQ250 For PR code:0EJ.Date to:2009.10	2610420L	Drive Shaft		36	59.5	40	814							
	2004.11 2010.05	6MT	F	L	Engine BRU, BXF, BXJ	Trans. code:MQ250 For PR code:0EJ.Date from:2009.11	2033130L	Drive Shaft		36	59.5	40.5	794							
	2004.11 2010.05	6MT	F	L	Engine BRU, BXF, BXJ	Trans. code:MQ250 For PR code:0EJ.Date from:2009.11	2612820L	Drive Shaft		36	59.5	40	523							
	2004.11 2010.05	6MT	F	L	Engine BRU, BXF, BXJ	Trans. code:MQ250 For PR code:0EJ.Date to:2009.10	2032940L	Drive Shaft		36	59.5	40	517							
1.9 TDI (74 kw)	2003.02 2004.05	6MT	F	R	Engine AVQ (02.03-)		2610420L	Drive Shaft		36	59.5	40	814							
	2003.02 2004.05	6MT	F	L	Engine AVQ (02.03-)		2032940L	Drive Shaft		36	59.5	40	517							
1.9 TDI (77 kw)	2003.08 2010.05	MT	F	R	Engine BKC (08.03-), BLS, BXE	Date from:2008.10.Engine code:BLS/BXE For PR code:0EJ.Trans. code:MQ250	2612830L	Drive Shaft		36	59.5	40	815							
	2003.08 2010.05	MT	F	L	Engine BKC (08.03-), BLS, BXE	Date from:2008.10.Engine code:BLS/BXE For PR code:0EJ.Trans. code:MQ250	2032950L	Drive Shaft		36	59.5	40.5	486							
	2003.08 2010.05	MT	F	L	Engine BKC (08.03-), BLS, BXE	Date from:2008.10.Engine code:BLS/BXE For PR code:0EJ.Trans. code:MQ250	2032950L	Drive Shaft		36	59.5	40.5	486							
	2003.08 2010.05	6AT	F	L	Engine BKC (08.03-), BLS, BXE	Date from:2008.10.Engine code:BLS/BXE For PR code:0EJ.Trans. code:MQ250	2033810L	Drive Shaft		36	59.5	40	485							
	2003.08 2010.05	MT	F	R	Engine BKC (08.03-), BLS, BXE	Engine code:BKC	2610420L	Drive Shaft		36	59.5	40	814							
	2003.08 2010.05	MT	F	R	Engine BKC (08.03-), BLS, BXE	Date to:2006.11,Engine code:BLS	2610420L	Drive Shaft		36	59.5	40	814							
	2003.08 2010.05	MT	F	R	Engine BKC (08.03-), BLS, BXE		2610420L	Drive Shaft		36	59.5	40	814							
	2003.08 2010.05	MT	F	R	Engine BKC (08.03-), BLS, BXE	Date to:2008.05,Engine code:BXE	2610420L	Drive Shaft		36	59.5	40	814							
	2003.08 2010.05	MT	F	R	Engine BKC (08.03-), BLS, BXE		2610420L	Drive Shaft		36	59.5	40	814							
	2003.08 2010.05	MT	F	R	Engine BKC (08.03-), BLS, BXE	Date from:2008.10.Engine code:BLS/BXE For PR code:0EJ.Trans. code:MQ250	2033130L	Drive Shaft		36	59.5	40.5	794							
	2003.08 2010.05	MT	F	R	Engine BKC (08.03-), BLS, BXE	Date from:2008.10.Engine code:BLS/BXE For PR code:0EJ.Trans. code:MQ250	2033130L	Drive Shaft		36	59.5	40.5	794							
	2003.08 2010.05	MT	F	L	Engine BKC (08.03-), BLS, BXE	Date from:2008.10.Engine code:BLS/BXE For PR code:0EJ.Trans. code:MQ250	2612820L	Drive Shaft		36	59.5	40	523							
	2003.08 2010.05	6AT	F	L	Engine BKC (08.03-), BLS, BXE		2540130L	Drive Shaft		36	59.5	40.5	482							
	2003.08 2010.05	AT	F	L	Engine BKC (08.03-), BLS, BXE	Engine code:BKC	2540130L	Drive Shaft		36	59.5	40.5	482							
	2003.08 2010.05	7AT	F	L	Engine BKC (08.03-), BLS, BXE	Date from:2008.11,Engine code:BLS	2611000L	Drive Shaft		36	59.5	40.5	514							
	2003.08 2010.05	MT	F	L	Engine BKC (08.03-), BLS, BXE	Engine code:BKC	2032940L	Drive Shaft		36	59.5	40	517							
	2003.08 2010.05	MT	F	L	Engine BKC (08.03-), BLS, BXE	Date to:2006.11,Engine code:BLS	2032940L	Drive Shaft		36	59.5	40	517							
	2003.08 2010.05	MT	F	L	Engine BKC (08.03-), BLS, BXE		2032940L	Drive Shaft		36	59.5	40	517							
	2003.08 2010.05	MT	F	L	Engine BKC (08.03-), BLS, BXE	Date to:2008.05,Engine code:BXE	2032940L	Drive Shaft		36	59.5	40	517							
	2003.08 2010.05	MT	F	L	Engine BKC (08.03-), BLS, BXE		2032940L	Drive Shaft		36	59.5	40	517							
	2003.08 2010.05	AT	F	R	Engine BKC (08.03-), BLS, BXE	Engine code:BKC	2540110L	Drive Shaft		36	59.5	40.5	760							
2.0 EcoFuel (80 kw)	2006.02 2009.05	5MT	F	R	Engine BSX		2610420L	Drive Shaft		36	59.5	40	814							
	2006.02 2009.05	5MT	F	L	Engine BSX		2033730L	Drive Shaft		36	59.5	40	517							
2.0 FSI (110 kw)	2003.10 2007.01	MT																		





 YEAR	TRANSM.	F/R	L/R	DRIVE TYPE & ENGINE	REMARKS	GSP Ref.	 PRODUCT	 ABS	Technical Specifications					
									A	B	C	H	L	
VW														
TOURAN (1T1, 1T2)														
2.0 FSI (110 kw)	2003.10	2007.01	AT	F	R	Engine AXW, BLR, BLX, BLY, BVY, BVZ		2610940L	Drive Shaft	36	26	59.5	40	884
2.0 TDI (100 kw)	2003.02	2010.05	6MT	F	L	Engine AZV	For PR code:FA4FA/F4G/F4L/For PR code:42/HQF/6V/S5/S6K	2032950L	Drive Shaft	36		59.5	40.5	486
	2003.02	2010.05	6MT	F	R	Engine AZV	For PR code:FA4FA/F4G/F4L/For PR code:42/HQF/6V/S5/S6K	2033130L	Drive Shaft	36		59.5	40.5	794
2.0 TDI (103 kw)	2005.12	2010.05	AT	F	R	Engine BMM		2540110L	Drive Shaft	36		59.5	40.5	760
	2005.12	2010.05	6MT	F	L	Engine BMM	For PR code:FA4FA/F4G/F4L/For PR code:42/HQF/6V/S5/S6K	2032950L	Drive Shaft	36		59.5	40.5	486
	2005.12	2010.05	6MT	F	R	Engine BMM		2033130L	Drive Shaft	36		59.5	40.5	794
	2005.12	2010.05	AT	F	L	Engine BMM		2540130L	Drive Shaft	36		59.5	40.5	482
2.0 TDI (125 kw)	2005.12	2010.05	AT	F	L	Engine BMN, CFJA		2540130L	Drive Shaft	36		59.5	40.5	482
	2005.12	2010.05	MT	F	R	Engine BMN, CFJA	Date from:2009.03/For PR code:F4E/F4W/F5F/F6L	2033130L	Drive Shaft	36		59.5	40.5	794
	2005.12	2010.05	MT	F	L	Engine BMN, CFJA		2032950L	Drive Shaft	36		59.5	40.5	486
	2005.12	2010.05	AT	F	R	Engine BMN, CFJA		2540110L	Drive Shaft	36		59.5	40.5	760
	2005.12	2010.05	AT	F	L	Engine BMN, CFJA	Date From:2009.02/For PR code:F4E/F4W/F5F/F6L	2033810L	Drive Shaft	36		59.5	40	485
	2005.12	2010.05	AT	F	L	Engine BMN, CFJA	Date From:2009.02/For PR code:F4E/F4W/F5F/F6L	2033810L	Drive Shaft	36		59.5	40	485
2.0 TDI 16V (103 kw)	2003.08	2010.05	MT	F	L	Engine BKD (08.03-)		2032950L	Drive Shaft	36		59.5	40.5	486
	2003.08	2010.05	MT	F	R	Engine BKD (08.03-)		2033130L	Drive Shaft	36		59.5	40.5	794
	2003.08	2010.05	AT	F	L	Engine BKD (08.03-)	For PR code:FA4FA/F4G/F4L/For PR code:42/HQF/6V/S5/S6K	2540130L	Drive Shaft	36		59.5	40.5	482
	2003.08	2010.05	AT	F	R	Engine BKD (08.03-)	For PR code:FA4FA/F4G/F4L/For PR code:42/HQF/6V/S5/S6K	2540110L	Drive Shaft	36		59.5	40.5	760
	2003.08	2010.05	AT	F	L	Engine BKD (08.03-)	Date From:2009.02/For PR code:F4E/F4W/F5F/F6L	2033810L	Drive Shaft	36		59.5	40	485
	2003.08	2010.05	AT	F	L	Engine BKD (08.03-)	Date From:2009.02/For PR code:F4E/F4W/F5F/F6L	2033810L	Drive Shaft	36		59.5	40	485
TOURAN (1T3)/GOLF TOURAN														
1.2 TSI (77 kw)	2010.05	2015.05	6MT	F	R	Engine CBZB		2610960L	Drive Shaft	36		59.5	40	800
	2010.05	2015.05	6MT	F	L	Engine CBZB		2612010L	Drive Shaft	36		59.5	40	536
1.4 TSI (103 kw)	2010.05	2015.05	6MT	F	R	Engine CAVC, CTHC		2610960L	Drive Shaft	36		59.5	40	800
	2010.05	2015.05	6MT	F	L	Engine CAVC, CTHC		2612010L	Drive Shaft	36		59.5	40	536
	2010.05	2015.05	7DCT	F	R	Engine CAVC, CTHC		2016530L	Drive Shaft	36		59.5	40.5	785
	2010.05	2015.05	7DCT	F	L	Engine CAVC, CTHC		2612810L	Drive Shaft	36		59.5	40.5	525
1.4 TSI (125 kw)	2010.05	2015.05	7AT	F	R	Engine CAVB, CTHB		2016530L	Drive Shaft	36		59.5	40.5	785
	2010.05	2015.05	7AT	F	L	Engine CAVB, CTHB		2612810L	Drive Shaft	36		59.5	40.5	525
1.4 TSI EcoFuel (110 kw)	2010.05	2015.05	6MT	F	L	Engine CDGA		2612010L	Drive Shaft	36		59.5	40	536
	2010.05	2015.05	6MT	F	R	Engine CDGA		2610960L	Drive Shaft	36		59.5	40	800
	2010.05	2015.05	7DCT	F	R	Engine CDGA		2016530L	Drive Shaft	36		59.5	40.5	785
1.6 TDI (66 kw)	2010.05	2015.05	6MT	F	R	Engine CAYB		2612830L	Drive Shaft	36		59.5	40	815
	2010.05	2015.05	6MT	F	L	Engine CAYB		2612820L	Drive Shaft	36		59.5	40	523
1.6 TDI (77 kw)	2010.05	2015.05	6MT	F	R	Engine CAYC		2612830L	Drive Shaft	36		59.5	40	815
	2010.05	2015.05	6MT	F	L	Engine CAYC		2612820L	Drive Shaft	36		59.5	40	523
	2010.05	2015.05	MT	F	R	Engine CAYC	date to:2009.11	2610420L	Drive Shaft	36		59.5	40	814
2.0 TDI (103 kw)	2010.05	2015.05	6MT	F	L	Engine CFHC	Rims:With steel rim	2033800L	Drive Shaft	36		59.5	40	487
	2010.05	2015.05	6DCT	F	L	Engine CFHC		2540130L	Drive Shaft	36		59.5	40.5	482
	2010.05	2015.05	6MT	F	L	Engine CFHC	Rims:With alloy rim	2032950L	Drive Shaft	36		59.5	40.5	486
	2010.05	2015.05	6DCT	F	R	Engine CFHC		2540110L	Drive Shaft	36		59.5	40.5	760
2.0 TDI (125 kw)	2010.05	2013.01	6AT	F	L	Engine CFJA		2540130L	Drive Shaft	36		59.5	40.5	482
	2010.05	2013.01	6AT	F	R	Engine CFJA		2540110L	Drive Shaft	36		59.5	40.5	760
2.0 TDI (130 kw)	2013.01	2015.05	6AT	F	R	Engine CFJB		2033540L	Drive Shaft	36		59.5	40.5	760
2.0 TDI (81 kw)	2010.11	2015.05	6MT	F	R	Engine CFHF, CLCA		2610420L	Drive Shaft	36		59.5	40	814
	2010.11	2015.05	6DCT	F	L	Engine CFHF, CLCA		2540130L	Drive Shaft	36		59.5	40.5	482
	2010.11	2015.05	6MT	F	L	Engine CFHF, CLCA		2032940L	Drive Shaft	36		59.5	40	517
	2010.11	2015.05	6DCT	F	R	Engine CFHF, CLCA		2540110L	Drive Shaft	36		59.5	40.5	760
TOURAN (5T1)/GOLF TOURAN														
1.6 TDI (81 kw)	2015.05	2016.05	7DCT	F	R	Engine CRKB		2612830L	Drive Shaft	36		59.5	40	815
	2015.05	2016.05	6MT/7DCT	F	L	Engine CRKB		2612010L	Drive Shaft	36		59.5	40	536
1.6 TDI (85 kw)	2016.05		7DCT	F	R	Engine DGDA		2612830L	Drive Shaft	36		59.5	40	815
	2016.05		6MT/7DCT	F	L	Engine DGDA		2612010L	Drive Shaft	36		59.5	40	536
1.8 TSI (132 kw)	2015.11		7AT	F	R	Engine CJSA		2613410L	Drive Shaft	36		59.5	40.5	806
2.0 TDI (110 kw)	2015.05		6MT	F	L	Engine DFEA, DFGA		2611000L	Drive Shaft	36		59.5	40.5	514
	2015.05		6DCT	F	R	Engine DFEA, DFGA		2613450L	Drive Shaft	36		59.5	40	774
	2015.05		6DCT	F	L	Engine DFEA, DFGA		2033810L	Drive Shaft	36		59.5	40	485
	2015.05		7DCT	F	L	Engine DFEA, DFGA		2023510L	Drive Shaft	36	37	59.5	40	570
2.0 TDI (140 kw)	2015.05		6MT	F	R	Engine DFEA, DFGA		2613410L	Drive Shaft	36		59.5	40.5	806
	2015.11	2019.07	6AT	F	R	Engine DFHA		2613450L	Drive Shaft	36		59.5	40	774
	2015.11	2019.07	6AT	F	L	Engine DFHA		2033810L	Drive Shaft	36		59.5	40	485
2.0 TDI (81 kw)	2015.11	2019.07	7DCT	F	L	Engine DFHA		2023510L	Drive Shaft	36	37	59.5	40	570
	2015.11	2019.07	AT/7DCT	F	R		Date from:2016.01	2612830L	Drive Shaft	36		59.5	40	815
	2015.11	2019.07	6MT	F	L			2611000L	Drive Shaft	36		59.5	40.5	514
	2015.11	2019.07	6MT	F	R			2613410L	Drive Shaft	36		59.5	40.5	806
2.0 TDI (85 kw)	2019.02		AT/7DCT	F	R	Engine DFGC		2612830L	Drive Shaft	36		59.5	40	815

YEAR	TRANSM.	F/R	L/R	DRIVE TYPE & ENGINE	REMARKS	GSP Ref.	PRODUCT	ABS	Technical Specifications												
									A	B	C	H	L								
VW																					
TOURAN (5T1)/GOLF TOURAN																					
2.0 TDI (85 kw)	2019.02		7DCT	F	L	Engine DFGC			2023510L	Drive Shaft		36	37	59.5	40	570					
TRANSPORTER V (7HA, 7HH, 7EA, 7EH)																					
1.9 TDI (62 kw)	2006.01	2009.11	5MT	F	L	Engine BRR			2611050L	Drive Shaft		38		63	102.5	645					
1.9 TDI (63 kw)	2003.04	2009.11	5MT	F	L	Engine AXC (04.03-.)			2611050L	Drive Shaft		38		63	102.5	645					
1.9 TDI (75 kw)	2006.06	2009.11	5MT	F	L	Engine BRS			2611050L	Drive Shaft		38		63	102.5	645					
1.9 TDI (77 kw)	2003.04	2009.11	5MT	F	L	Engine AXB (04.03-.)			2611050L	Drive Shaft		38		63	102.5	645					
2.0 (85 kw)	2003.11	2015.08	5MT	F	L	Engine AXA			2611050L	Drive Shaft		38		63	102.5	645					
2.0 BiFuel (85 kw)	2011.05	2015.08	5MT	F	L	Engine AXA			2611050L	Drive Shaft		38		63	102.5	645					
2.0 BiTDI (132 kw)	2009.09	2015.08	7DCT	F	R	AWD Engine CFCA			2016650L	Drive Shaft		38	26	63	102.5	614					
	2009.09	2015.08	7DCT	F	R	Engine CFCA			2023920L	Drive Shaft		38	37	63	102.5	1026					
	2009.09	2015.08	6MT	F	R	Engine CFCA	Date From:2015.05		2033610L	Drive Shaft		38	26	63	102.5	881					
	2009.09	2015.08	6MT	F	L	Engine CFCA	Date From:2013.07		2033600L	Drive Shaft		38	42	63	102.5	617					
	2009.09	2015.08	6MT	F	L	AWD Engine CFCA	Date From:2013.07		2033600L	Drive Shaft		38	42	63	102.5	617					
	2009.09	2015.08	6MT	F	L/R	AWD Engine CFCA	Date To:2013.06		2610840L	Drive Shaft		38	26	63	102.5	616					
	2009.09	2015.08	7DCT	F	L	Engine CFCA			2032930L	Drive Shaft		38	37	63	102.5	647					
	2009.09	2015.08	7DCT	F	L	AWD Engine CFCA			2032930L	Drive Shaft		38	37	63	102.5	647					
	2009.09	2015.08	7DCT	F	R	Engine CFCA			2033530L	Drive Shaft		38	37	63	102.5	1026					
	2009.09	2015.08	6MT	F	R	Engine CFCA	Date From:2013.07, Date To:2015.04		2023610L	Drive Shaft		38	26	63	102.5	879					
	2009.09	2015.08	6MT	F	R	AWD Engine CFCA	Date From:2013.07		2610840L	Drive Shaft		38	26	63	102.5	616					
	2009.09	2015.08	6MT	F	L	Engine CFCA	Date To:2013.06		2610840L	Drive Shaft		38	26	63	102.5	616					
2.0 TDI (100 kw)	2010.05	2015.08	6MT	F	L	Engine CAAE, CCHB	Date From:2013.07		2033600L	Drive Shaft		38	42	63	102.5	617					
	2010.05	2015.08	6MT	F	L	AWD Engine CAAE, CCHB	Date From:2013.07		2033600L	Drive Shaft		38	42	63	102.5	617					
	2010.05	2015.08	7DCT	F	R	Engine CAAE, CCHB			2023920L	Drive Shaft		38	37	63	102.5	1026					
	2010.05	2015.08	6MT	F	R	Engine CAAE, CCHB	Date From:2015.05		2033610L	Drive Shaft		38	26	63	102.5	881					
	2010.05	2015.08	6MT	F	R	AWD Engine CAAE, CCHB	Date From:2013.07		2610840L	Drive Shaft		38	26	63	102.5	616					
	2010.05	2015.08	7DCT	F	L	Engine CAAE, CCHB			2032930L	Drive Shaft		38	37	63	102.5	647					
	2010.05	2015.08	7DCT	F	R	Engine CAAE, CCHB			2033530L	Drive Shaft		38	37	63	102.5	1026					
	2010.05	2015.08	6MT	F	R	Engine CAAE, CCHB	Date From:2013.07, Date To:2015.04		2023610L	Drive Shaft		38	26	63	102.5	879					
	2010.05	2015.08	6MT	F	L	Engine CAAE, CCHB	Date To:2013.06		2610840L	Drive Shaft		38	26	63	102.5	616					
	2010.05	2015.08	6MT	F	L/R	AWD Engine CAAE, CCHB	Date To:2013.06		2610840L	Drive Shaft		38	26	63	102.5	616					
2.0 TDI (103 kw)	2009.09	2015.08	6MT	F	L	Engine CAAC, CCHA	Date From:2013.07		2033600L	Drive Shaft		38	42	63	102.5	617					
	2009.09	2015.08	6MT	F	L	AWD Engine CAAC, CCHA	Date From:2013.07		2033600L	Drive Shaft		38	42	63	102.5	617					
	2009.09	2015.08	7DCT	F	R	Engine CAAC, CCHA			2023920L	Drive Shaft		38	37	63	102.5	1026					
	2009.09	2015.08	6MT	F	R	Engine CAAC, CCHA	Date From:2015.05		2033610L	Drive Shaft		38	26	63	102.5	881					
	2009.09	2015.08	7DCT	F	L	Engine CAAC, CCHA			2032930L	Drive Shaft		38	37	63	102.5	647					
	2009.09	2015.08	AT	F	L	AWD Engine CAAC, CCHA			2032930L	Drive Shaft		38	37	63	102.5	647					
	2009.09	2015.08	7DCT	F	R	Engine CAAC, CCHA			2033530L	Drive Shaft		38	37	63	102.5	1026					
	2009.09	2015.08	6MT	F	R	Engine CAAC, CCHA	Date From:2013.07, Date To:2015.04		2023610L	Drive Shaft		38	26	63	102.5	879					
	2009.09	2015.08	AT	F	R	AWD Engine CAAC, CCHA			2033530L	Drive Shaft		38	37	63	102.5	1026					
	2009.09	2015.08	6MT	F	L	Engine CAAC, CCHA	Date To:2013.06		2610840L	Drive Shaft		38	26	63	102.5	616					
	2009.09	2015.08	6MT	F	L/R	AWD Engine CAAC, CCHA	Date To:2013.06		2610840L	Drive Shaft		38	26	63	102.5	616					
	2009.09	2015.08	6MT	F	R	AWD Engine CAAC, CCHA	Date From:2013.07		2610840L	Drive Shaft		38	26	63	102.5	616					
2.0 TDI (62 kw)	2009.09	2015.08	5MT	F	L	Engine CAAA			2611050L	Drive Shaft		38		63	102.5	645					
	2009.09	2015.08	5MT	F	R	Engine CAAA			2032610L	Drive Shaft		38	26	63	102.5	857					
2.0 TDI (75 kw)	2009.09	2015.08	5MT	F	L	Engine CAAB			2611050L	Drive Shaft		38		63	102.5	645					
	2009.09	2015.08	5MT	F	R	Engine CAAB			2032610L	Drive Shaft		38	26	63	102.5	857					
2.0 TDI (84 kw)	2011.05	2015.08	5MT	F	L	Engine CAAD			2611050L	Drive Shaft		38		63	102.5	645					
	2011.05	2015.08	5MT	F	R	Engine CAAD			2032610L	Drive Shaft		38	26	63	102.5	857					
2.0 TSI (110 kw)	2012.07	2015.08	6MT	F	L	Engine CJKB	date from:2013.07		2033600L	Drive Shaft		38	42	63	102.5	617					
	2012.07	2015.08	6MT	F	R	Engine CJKB	Date From:2015.05		2033610L	Drive Shaft		38	26	63	102.5	881					
	2012.07	2015.08	AT	F	L	Engine CJKB			2032930L	Drive Shaft		38	37	63	102.5	647					
	2012.07	2015.08	AT	F	R	Engine CJKB			2033530L	Drive Shaft		38	37	63	102.5	1026					
	2012.07	2015.08	6MT	F	R	Engine CJKB	Date From:2013.07, Date To:2015.04		2023610L	Drive Shaft		38	26	63	102.5	879					
	2012.07	2015.08	6MT	F	L	Engine CJKB	date to:2013.06		2610840L	Drive Shaft		38	26	63	102.5	616					
2.0 TSI (150 kw)	2011.05	2015.08	6MT	F	L	Engine CJKA	Date From:2013.07		2033600L	Drive Shaft		38	42	63	102.5	617					
	2011.05	2015.08	7DCT	F	R	Engine CJKA			2023920L	Drive Shaft		38	37	63	102.5	1026					
	2011.05	2015.08	6MT	F	R	Engine CJKA	Date From:2015.05		2033610L	Drive Shaft		38	26	63	102.5	881					
	2011.05	2015.08	7DCT	F	L	Engine CJKA			2032930L	Drive Shaft		38	37	63	102.5	647					
	2011.05	2015.08	6MT	F	R	Engine CJKA	Date From:2013.07, Date To:2015.04		2023610L	Drive Shaft		38	26	63	102.5	879					
	2011.05	2015.08	6MT	F	L	Engine CJKA	Date to:2013.06		2610840L	Drive Shaft		38	26	63	102.5	616					
	2011.07	2015.08	7DCT	F	R	AWD Engine CJKA			2016650L	Drive Shaft		38	26	63	102.5	614					
	2011.07	2015.08	7DCT	F	L	AWD Engine CJKA			2032930L	Drive Shaft		38	37	63	102.5	647					
2.5 TDI (128 kw)	2003.04	2009.11	6AT/6MT	F	L	Engine AXE (04.03-), BPC			2610840L	Drive Shaft		38	26	63	102.5	616					
	2004.07	2009.11	6MT	F	L/R	AWD Engine AXE, BPC			2610840L	Drive Shaft		38	26	63	102.5	616					
2.5 TDI (96 kw)	2003.04	2009.11	6AT/6MT	F	L	Engine AXD (04.03-), BNZ			2610840L	Drive Shaft		38	26	63	102.5	616					
	2004.07	2009.11	6MT	F	L/R	AWD Engine AXD, BNZ			2610840L	Drive Shaft		38	26	63	102.5	616					

YEAR	TRANSM.	F/R	L/R	DRIVE TYPE & ENGINE	REMARKS	GSP Ref.	PRODUCT	ABS	Technical Specifications						
									A	B	C	H	L		
VW															
TRANSPORTER V (7HA, 7HH, 7EA, 7EH)															
3.2 (173 kw)	2003.11	2009.11	6AT/6MT	F	L	AWD Engine BKK, CFLA	2610840L	Drive Shaft		38	26	63	102.5	616	
3.2 V6 (170 kw)	2003.04	2005.06	6MT	F	L	AWD Engine BDL	2610840L	Drive Shaft		38	26	63	102.5	616	
	2003.04	2005.06	6AT	F	L	Engine BDL (04.03-.)	2610840L	Drive Shaft		38	26	63	102.5	616	
3.2 V6 (173 kw)	2004.02	2009.11	6AT	F	L	Engine BKK, CFLA	2610840L	Drive Shaft		38	26	63	102.5	616	
TRANSPORTER V (7HB, 7HJ, 7EB, 7EJ, 7EF, 7EG, 7HF, 7EC)/TRANSPORTER/CARAVELLE/CARAVELLE															
1.9 TDI (62 kw)	2006.01	2009.11	5MT	F	L	Engine BRR	2611050L	Drive Shaft		38		63	102.5	645	
1.9 TDI (63 kw)	2003.04	2009.11	5MT	F	L	Engine AXC (04.03-.)	2611050L	Drive Shaft		38		63	102.5	645	
1.9 TDI (75 kw)	2006.06	2009.11	5MT	F	L	Engine BRS	2611050L	Drive Shaft		38		63	102.5	645	
1.9 TDI (77 kw)	2003.04	2009.11	5MT	F	L	Engine AXB (04.03-.)	2611050L	Drive Shaft		38		63	102.5	645	
2.0 (85 kw)	2003.11	2015.08	5MT	F	L	Engine AXA	2611050L	Drive Shaft		38		63	102.5	645	
2.0 BiTDI (132 kw)	2009.09	2015.08	7DCT	F	R	AWD Engine CFCA	2016650L	Drive Shaft		38	26	63	102.5	614	
	2009.09	2015.08	7DCT	F	R	Engine CFCA	2023920L	Drive Shaft		38	37	63	102.5	1026	
	2009.09	2015.08	6MT	F	R	Engine CFCA	Date From:2015.05	2033610L	Drive Shaft		38	26	63	102.5	881
	2009.09	2015.08	6MT	F	L	Engine CFCA	Date From:2013.07	2033600L	Drive Shaft		38	42	63	102.5	617
	2009.09	2015.08	6MT	F	L	AWD Engine CFCA	Date From:2013.07	2033600L	Drive Shaft		38	42	63	102.5	617
	2009.09	2015.08	6MT	F	L	AWD Engine CFCA	Date To:2013.06	2610840L	Drive Shaft		38	26	63	102.5	616
	2009.09	2015.08	7DCT	F	L	Engine CFCA		2032930L	Drive Shaft		38	37	63	102.5	647
	2009.09	2015.08	7DCT	F	L	AWD Engine CFCA		2032930L	Drive Shaft		38	37	63	102.5	647
	2009.09	2015.08	7DCT	F	R	Engine CFCA		2033530L	Drive Shaft		38	37	63	102.5	1026
	2009.09	2015.08	6MT	F	R	Engine CFCA	Date From:2013.07,Date To:2015.04	2023610L	Drive Shaft		38	26	63	102.5	879
	2009.09	2015.08	6MT	F	R	AWD Engine CFCA		2610840L	Drive Shaft		38	26	63	102.5	616
	2009.09	2015.08	6MT	F	L	Engine CFCA	Date To:2013.06	2610840L	Drive Shaft		38	26	63	102.5	616
	2.0 CNG (85 kw)	2006.01	2015.08	5MT	F	L	Engine AXA	2611050L	Drive Shaft		38		63	102.5	645
2.0 TDI (100 kw)	2010.05	2015.08	6MT	F	L	Engine CAAE, CCHB	Date From:2013.07	2033600L	Drive Shaft		38	42	63	102.5	617
	2010.05	2015.08	6MT	F	L	AWD Engine CAAE, CCHB	Date From:2013.07	2033600L	Drive Shaft		38	42	63	102.5	617
	2010.05	2015.08	7DCT	F	R	Engine CAAE, CCHB		2023920L	Drive Shaft		38	37	63	102.5	1026
	2010.05	2015.08	6MT	F	R	Engine CAAE, CCHB	Date From:2015.05	2033610L	Drive Shaft		38	26	63	102.5	881
	2010.05	2015.08	6MT	F	R	AWD Engine CAAE, CCHB	Date From:2013.07	2610840L	Drive Shaft		38	26	63	102.5	616
	2010.05	2015.08	7DCT	F	L	Engine CAAE, CCHB		2032930L	Drive Shaft		38	37	63	102.5	647
	2010.05	2015.08	6MT	F	R	Engine CAAE, CCHB	Date From:2013.07,Date To:2015.04	2023610L	Drive Shaft		38	26	63	102.5	879
	2010.05	2015.08	7DCT	F	R	Engine CAAE, CCHB		2033530L	Drive Shaft		38	37	63	102.5	1026
	2010.05	2015.08	6MT	F	L	Engine CAAE, CCHB	Date To:2013.06	2610840L	Drive Shaft		38	26	63	102.5	616
	2010.05	2015.08	6MT	F	L/R	AWD Engine CAAE, CCHB	Date To:2013.06	2610840L	Drive Shaft		38	26	63	102.5	616
2.0 TDI (103 kw)	2009.09	2015.08	6MT	F	R	Engine CAAC, CCHA	Date From:2015.05	2033610L	Drive Shaft		38	26	63	102.5	881
	2009.09	2015.08	7DCT	F	R	Engine CAAC, CCHA		2023920L	Drive Shaft		38	37	63	102.5	1026
	2009.09	2015.08	6MT	F	L	Engine CAAC, CCHA	Date From:2013.07	2033600L	Drive Shaft		38	42	63	102.5	617
	2009.09	2015.08	6MT	F	L	AWD Engine CAAC, CCHA	Date From:2013.07	2033600L	Drive Shaft		38	42	63	102.5	617
	2009.09	2015.08	7DCT	F	L	Engine CAAC, CCHA		2032930L	Drive Shaft		38	37	63	102.5	647
	2009.09	2015.08	7DCT	F	R	Engine CAAC, CCHA		2033530L	Drive Shaft		38	37	63	102.5	1026
	2009.09	2015.08	6MT	F	R	Engine CAAC, CCHA	Date From:2013.07,Date To:2015.04	2023610L	Drive Shaft		38	26	63	102.5	879
	2009.09	2015.08	6MT	F	L	Engine CAAC, CCHA	Date To:2013.06	2610840L	Drive Shaft		38	26	63	102.5	616
	2009.09	2015.08	6MT	F	L	AWD Engine CAAC, CCHA	Date To:2013.06	2610840L	Drive Shaft		38	26	63	102.5	616
	2009.09	2015.08	6MT	F	R	AWD Engine CAAC, CCHA		2610840L	Drive Shaft		38	26	63	102.5	616
2.0 TDI (62 kw)	2009.09	2015.08	5MT	F	L	Engine CAAA	2611050L	Drive Shaft		38		63	102.5	645	
	2009.09	2015.08	5MT	F	R	Engine CAAA	2032610L	Drive Shaft		38	26	63	102.5	857	
2.0 TDI (75 kw)	2009.09	2015.08	5MT	F	L	Engine CAAB	2611050L	Drive Shaft		38		63	102.5	645	
	2009.09	2015.08	5MT	F	R	Engine CAAB	2032610L	Drive Shaft		38	26	63	102.5	857	
2.0 TDI (84 kw)	2011.05	2015.08	5MT	F	L	Engine CAAD	2611050L	Drive Shaft		38		63	102.5	645	
	2011.05	2015.08	5MT	F	R	Engine CAAD	2032610L	Drive Shaft		38	26	63	102.5	857	
2.0 TDI (85 kw)	2011.05	2015.08	MT	F	L	Engine CSDA	2611050L	Drive Shaft		38		63	102.5	645	
	2011.05	2015.08	MT	F	R	Engine CSDA	2032610L	Drive Shaft		38	26	63	102.5	857	
2.0 TSI (110 kw)	2012.07	2015.08	6MT	F	L	Engine CJKB	Date From:2013.07	2033600L	Drive Shaft		38	42	63	102.5	617
	2012.07	2015.08	6MT	F	R	Engine CJKB	Date From:2015.05	2033610L	Drive Shaft		38	26	63	102.5	881
	2012.07	2015.08	6MT	F	R	Engine CJKB	Date From:2013.07,Date To:2015.04	2023610L	Drive Shaft		38	26	63	102.5	879
	2012.07	2015.08	6MT	F	L	Engine CJKB	Date To:2013.06	2610840L	Drive Shaft		38	26	63	102.5	616
2.0 TSI (150 kw)	2011.05	2015.08	6MT	F	L	Engine CJKA	Date From:2013.07	2033600L	Drive Shaft		38	42	63	102.5	617
	2011.05	2015.08	7DCT	F	R	Engine CJKA		2023920L	Drive Shaft		38	37	63	102.5	1026
	2011.05	2015.08	6MT	F	R	Engine CJKA	Date From:2015.05	2033610L	Drive Shaft		38	26	63	102.5	881
	2011.05	2015.08	7DCT	F	L	Engine CJKA		2032930L	Drive Shaft		38	37	63	102.5	647
	2011.05	2015.08	6MT	F	R	Engine CJKA	Date From:2013.07,Date To:2015.04	2023610L	Drive Shaft		38	26	63	102.5	879
	2011.05	2015.08	7DCT	F	R	Engine CJKA		2033530L	Drive Shaft		38	37	63	102.5	1026
	2011.05	2015.08	6MT	F	L	Engine CJKA	Date To:2013.06	2610840L	Drive Shaft		38	26	63	102.5	616
2.5 TDi (120 kw)	2003.11	2009.11	6MT	F	L	Engine BLJ	2610840L	Drive Shaft		38	26	63	102.5	616	
2.5 TDI (128 kw)	2003.04	2009.11	6AT/6MT	F	L	Engine AXE (04.03-), BPC	2610840L	Drive Shaft		38	26	63	102.5	616	

	 YEAR	TRANSM.	F/R	L/R	DRIVE TYPE & ENGINE	REMARKS	GSP Ref.	 PRODUCT	 ABS	Technical Specifications				
										A	B	C	H	L
VW														
TRANSPORTER V (7HB, 7HJ, 7EB, 7EJ, 7EF, 7EG, 7HF, 7EC)/TRANSPORTER/CARAVELLE/CARAVELLE														
2.5 TDI (128 kw)	2004.07 2009.11	6MT	F	L/R	AWD Engine AXE, BPC		2610840L	Drive Shaft		38	26	63	102.5	616
2.5 TDI (96 kw)	2003.04 2009.11	6AT/6MT	F	L	Engine AXD (04.03-), AXE, BNZ		2610840L	Drive Shaft		38	26	63	102.5	616
	2004.07 2009.11	6MT	F	L/R	AWD Engine AXD, BNZ		2610840L	Drive Shaft		38	26	63	102.5	616
3.2 V6 (170 kw)	2003.11 2009.11	6MT	F	L	AWD Engine BDL		2610840L	Drive Shaft		38	26	63	102.5	616
	2004.02 2004.06	6AT	F	L	Engine BDL		2610840L	Drive Shaft		38	26	63	102.5	616
3.2 V6 (173 kw)	2003.11 2009.12	6MT	F	L	AWD Engine BDK (11.03-12.06), CFLA (05.08-12.08)		2610840L	Drive Shaft		38	26	63	102.5	616
	2004.02 2009.11	6AT	F	L	Engine BKK, CFLA		2610840L	Drive Shaft		38	26	63	102.5	616
TRANSPORTER V (7JD, 7JE, 7JL, 7JY, 7JZ, 7FD)														
1.9 TDI (62 kw)	2006.01 2009.11	5MT	F	L	Engine BRR		2611050L	Drive Shaft		38		63	102.5	645
1.9 TDI (63 kw)	2003.04 2009.11	5MT	F	L	Engine AXC (04.03-)		2611050L	Drive Shaft		38		63	102.5	645
1.9 TDI (75 kw)	2006.06 2009.11	5MT	F	L	Engine BRS		2611050L	Drive Shaft		38		63	102.5	645
1.9 TDI (77 kw)	2003.04 2009.11	5MT	F	L	Engine AXB (04.03-)		2611050L	Drive Shaft		38		63	102.5	645
2.0 (85 kw)	2003.11 2013.05	5MT	F	L	Engine AXA		2611050L	Drive Shaft		38		63	102.5	645
2.0 BiTDI (132 kw)	2009.09 2015.08	7DCT	F	R	AWD Engine CFCA		2016650L	Drive Shaft		38	26	63	102.5	614
	2009.09 2015.08	7DCT	F	R	Engine CFCA	Chassis No. To:7HB000000/7HB00000/7HB00000	2023920L	Drive Shaft		38	37	63	102.5	1026
	2009.09 2015.08	6MT	F	R	Engine CFCA	Date From:2015.05	2033610L	Drive Shaft		38	26	63	102.5	881
	2009.09 2015.08	6MT	F	L	Engine CFCA	Date From:2013.07	2033600L	Drive Shaft		38	42	63	102.5	617
	2009.09 2015.08	6MT	F	L	AWD Engine CFCA	Date From:2013.07	2033600L	Drive Shaft		38	42	63	102.5	617
	2009.09 2015.08	6MT	F	L/R	AWD Engine CFCA	Date To:2013.06	2610840L	Drive Shaft		38	26	63	102.5	616
	2009.09 2015.08	7DCT	F	L	Engine CFCA		2032930L	Drive Shaft		38	37	63	102.5	647
	2009.09 2015.08	7DCT	F	L	AWD Engine CFCA		2032930L	Drive Shaft		38	37	63	102.5	647
	2009.09 2015.08	7DCT	F	R	Engine CFCA	Chassis No. To:7HB000000/7HB00000/7HB00000	2033530L	Drive Shaft		38	37	63	102.5	1026
	2009.09 2015.08	6MT	F	R	Engine CFCA	Date From:2013.07, Date To:2015.04	2023610L	Drive Shaft		38	26	63	102.5	879
	2009.09 2015.08	6MT	F	R	AWD Engine CFCA	Date From:2013.07	2610840L	Drive Shaft		38	26	63	102.5	616
	2009.09 2015.08	6MT	F	L	Engine CFCA	Date To:2013.06	2610840L	Drive Shaft		38	26	63	102.5	616
	2.0 CNG (85 kw)	2003.11 2011.05	5MT	F	L	Engine AXA		2611050L	Drive Shaft		38		63	102.5
2.0 TDI (100 kw)	2010.05 2015.08	6MT	F	L	Engine CAAE	Date From:2013.07	2033600L	Drive Shaft		38	42	63	102.5	617
	2010.05 2015.08	6MT	F	L	AWD Engine CAAE, CCHB	Date From:2013.07	2033600L	Drive Shaft		38	42	63	102.5	617
	2010.05 2015.08	7DCT	F	R	Engine CAAE	Date From:2013.06	2023920L	Drive Shaft		38	37	63	102.5	1026
	2010.05 2015.08	6MT	F	R	Engine CAAE	Date From:2015.05	2033610L	Drive Shaft		38	26	63	102.5	881
	2010.05 2015.08	6MT	F	L/R	AWD Engine CAAE, CCHB	Date To:2013.06	2610840L	Drive Shaft		38	26	63	102.5	616
	2010.05 2015.08	7DCT	F	L	Engine CAAE		2032930L	Drive Shaft		38	37	63	102.5	647
	2010.05 2015.08	7DCT	F	R	Engine CAAE	Date To:2013.05	2033530L	Drive Shaft		38	37	63	102.5	1026
	2010.05 2015.08	6MT	F	R	Engine CAAE	Date From:2013.07, Date To:2015.04	2023610L	Drive Shaft		38	26	63	102.5	879
	2010.05 2015.08	6MT	F	L	Engine CAAE	Date To:2013.06	2610840L	Drive Shaft		38	26	63	102.5	616
	2010.05 2015.08	6MT	F	R	AWD Engine CAAE, CCHB	Date From:2013.07	2610840L	Drive Shaft		38	26	63	102.5	616
	2010.05 2015.08	6MT	F	R	Engine CAAE, CCHB		2023920L	Drive Shaft		38	37	63	102.5	1026
2.0 TDI (103 kw)	2009.09 2015.08	7DCT	F	R	Engine CAAC, CCHA	Chassis No. To:7HB000000/7HB00000/7HB00000	2023920L	Drive Shaft		38	37	63	102.5	1026
	2009.09 2015.08	6MT	F	R	Engine CAAC, CCHA	Date From:2015.05	2033610L	Drive Shaft		38	26	63	102.5	881
	2009.09 2015.08	6MT	F	L	Engine CAAC, CCHA	Date From:2013.07	2033600L	Drive Shaft		38	42	63	102.5	617
	2009.09 2015.08	6MT	F	L	AWD Engine CAAC, CCHA	Date From:2013.07	2033600L	Drive Shaft		38	42	63	102.5	617
	2009.09 2015.08	7DCT	F	L	Engine CAAC, CCHA		2032930L	Drive Shaft		38	37	63	102.5	647
	2009.09 2015.08	AT	F	L	AWD Engine CAAC, CCHA		2032930L	Drive Shaft		38	37	63	102.5	647
	2009.09 2015.08	7DCT	F	R	Engine CAAC, CCHA	Chassis No. To:7HB000000/7HB00000/7HB00000	2033530L	Drive Shaft		38	37	63	102.5	1026
	2009.09 2015.08	6MT	F	R	Engine CAAC, CCHA	Date From:2013.07, Date To:2015.04	2023610L	Drive Shaft		38	26	63	102.5	879
	2009.09 2015.08	AT	F	R	AWD Engine CAAC, CCHA		2033530L	Drive Shaft		38	37	63	102.5	1026
	2009.09 2015.08	6MT	F	L	Engine CAAC, CCHA	Date To:2013.06	2610840L	Drive Shaft		38	26	63	102.5	616
	2009.09 2015.08	6MT	F	R	AWD Engine CAAC, CCHA	Date From:2013.07	2610840L	Drive Shaft		38	26	63	102.5	616
2.0 TDI (62 kw)	2009.09 2015.08	5MT	F	L	Engine CAAA		2611050L	Drive Shaft		38		63	102.5	645
	2009.09 2015.08	5MT	F	R	Engine CAAA		2032610L	Drive Shaft		38	26	63	102.5	857
2.0 TDI (75 kw)	2009.09 2015.08	5MT	F	L	Engine CAAB		2611050L	Drive Shaft		38		63	102.5	645
	2009.09 2015.08	5MT	F	R	Engine CAAB		2032610L	Drive Shaft		38	26	63	102.5	857
2.0 TDI (84 kw)	2011.05 2015.08	5MT	F	L	Engine CAAD		2611050L	Drive Shaft		38		63	102.5	645
	2011.05 2015.08	5MT	F	R	Engine CAAD		2032610L	Drive Shaft		38	26	63	102.5	857
2.0 TSI (110 kw)	2012.07 2015.08	6MT	F	L	Engine CJKB	date from:2013.07	2033600L	Drive Shaft		38	42	63	102.5	617
	2012.07 2015.08	6MT	F	R	Engine CJKB	Date From:2015.05	2033610L	Drive Shaft		38	26	63	102.5	881
	2012.07 2015.08	AT	F	L	Engine CJKB		2032930L	Drive Shaft		38	37	63	102.5	647
	2012.07 2015.08	AT	F	R	Engine CJKB		2033530L	Drive Shaft		38	37	63	102.5	1026
	2012.07 2015.08	6MT	F	R	Engine CJKB	Date From:2013.07, Date To:2015.04	2023610L	Drive Shaft		38	26	63	102.5	879
2.5 TDI (128 kw)	2012.07 2015.08	6MT	F	L	Engine CJKB	date to:2013.06	2610840L	Drive Shaft		38	26	63	102.5	616
2.5 TDI (128 kw)	2003.04 2009.11	6AT/6MT	F	L	Engine AXE (04.03-), BPC		2610840L	Drive Shaft		38	26	63	102.5	616
	2004.04 2009.11	6MT	F	L/R	AWD Engine AXE, BPC		2610840L	Drive Shaft		38	26	63	102.5	616
2.5 TDI (96 kw)	2003.04 2009.11	6AT/6MT	F	L	Engine AXD (04.03-), BNZ		2610840L	Drive Shaft		38	26	63	102.5	616
	2004.07 2009.11	6MT	F	L/R	AWD Engine AXD, BNZ		2610840L	Drive Shaft		38	26	63	102.5	616
3.2 (170 kw)	2003.11 2009.11	6MT	F	L	AWD Engine BDL		2610840L	Drive Shaft		38	26	63	102.5	616
3.2 V6 (170 kw)	2004.02 2009.11	6AT	F	L	Engine BDL		2610840L	Drive Shaft		38	26	63	102.5	616

	 YEAR	TRANSM.	F/R	L/R	DRIVE TYPE & ENGINE	REMARKS	GSP Ref.	 PRODUCT	 ABS	Technical Specifications										
										A	B	C	H	L						
VW																				
TRANSPORTER V (7JD, 7JE, 7JL, 7JY, 7JZ, 7FD)																				
3.2 V6 (173 kw)	2003.08	2006.05	6AT	F	L	Engine BKK (08.03-.)		2610840L	Drive Shaft		38	26	63	102.5	616					
TRANSPORTER VI (SFD, SFE, SFL, SFZ, SJD, SJ)																				
2.0 TDI (103 kw)	2015.04		6MT	F	L	Engine CAAC	date to:2017.01	2033600L	Drive Shaft		38	42	63	102.5	617					
	2015.04		7DCT	F	L	Engine CAAC		2032930L	Drive Shaft		38	37	63	102.5	647					
	2015.04		6MT	F	R	Engine CAAC	date to:2017.01	2033610L	Drive Shaft		38	26	63	102.5	881					
	2015.04		6MT	F	L	Engine CAAC	date from:2017.02	2610840L	Drive Shaft		38	26	63	102.5	616					
	2015.04		7DCT	F	R	Engine CAAC		2023920L	Drive Shaft		38	37	63	102.5	1026					
	2015.06		6MT	F	L	AWD Engine CAAC	date to:2017.01	2033600L	Drive Shaft		38	42	63	102.5	617					
	2015.06		AT	F	L	AWD Engine CAAC		2032930L	Drive Shaft		38	37	63	102.5	647					
	2015.06		6MT	F	L	AWD Engine CAAC	date from:2017.02	2610840L	Drive Shaft		38	26	63	102.5	616					
	2015.06		6MT	F	R	AWD Engine CAAC	date to:2017.01	2610840L	Drive Shaft		38	26	63	102.5	616					
2.0 TDI (110 kw)	2015.08		6MT	F	L	Engine CXHA	date to:2017.01	2033600L	Drive Shaft		38	42	63	102.5	617					
	2015.08		7DCT	F	L	Engine CXHA		2032930L	Drive Shaft		38	37	63	102.5	647					
	2015.08		6MT	F	R	Engine CXHA	date to:2017.01	2033610L	Drive Shaft		38	26	63	102.5	881					
	2015.08		7DCT	F	R	Engine CXHA		2023920L	Drive Shaft		38	37	63	102.5	1026					
	2016.05		7DCT	F	R	AWD Engine CXHA		2016650L	Drive Shaft		38	26	63	102.5	614					
	2016.05		6MT	F	L	AWD Engine CXHA	date to:2017.01	2033600L	Drive Shaft		38	42	63	102.5	617					
	2016.05		7DCT	F	L	AWD Engine CXHA		2032930L	Drive Shaft		38	37	63	102.5	647					
	2016.05		6MT	F	R	AWD Engine CXHA	date to:2017.01	2610840L	Drive Shaft		38	26	63	102.5	616					
	2016.05		6MT	F	L	AWD Engine CXHA	date from:2017.02	2610840L	Drive Shaft		38	26	63	102.5	616					
2.0 TDI (132 kw)	2015.04		6MT	F	L	Engine CFCA	date to:2017.01	2033600L	Drive Shaft		38	42	63	102.5	617					
	2015.04		7DCT	F	L	Engine CFCA		2032930L	Drive Shaft		38	37	63	102.5	647					
	2015.04		6MT	F	R	Engine CFCA	date to:2017.01	2033610L	Drive Shaft		38	26	63	102.5	881					
	2015.04		6MT	F	L	Engine CFCA	date from:2017.02	2610840L	Drive Shaft		38	26	63	102.5	616					
	2015.04		7DCT	F	R	Engine CFCA		2023920L	Drive Shaft		38	37	63	102.5	1026					
	2015.06		6MT	F	L	AWD Engine CFCA	date to:2017.01	2033600L	Drive Shaft		38	42	63	102.5	617					
	2015.06		7DCT	F	L	AWD Engine CFCA		2032930L	Drive Shaft		38	37	63	102.5	647					
	2015.06		6MT	F	R	AWD Engine CFCA	date to:2017.01	2610840L	Drive Shaft		38	26	63	102.5	616					
	2015.06		6MT	F	L	AWD Engine CFCA	date from:2017.02	2610840L	Drive Shaft		38	26	63	102.5	616					
	2015.06		7DCT	F	R	AWD Engine CFCA		2016650L	Drive Shaft		38	26	63	102.5	614					
2.0 TDI (62 kw)	2015.04	2016.06	5MT	F	L	Engine CAAA, CXGA	Date to:2017.03	2611050L	Drive Shaft		38		63	102.5	645					
	2015.04	2016.06	5MT	F	R	Engine CAAA, CXGA	Date to:2017.03	2032610L	Drive Shaft		38	26	63	102.5	857					
2.0 TDI (75 kw)	2015.04		5MT	F	L	Engine CAAB, CXGB	Date to:2017.03	2611050L	Drive Shaft		38		63	102.5	645					
	2015.04		5MT	F	R	Engine CAAB, CXGB	Date to:2017.03	2032610L	Drive Shaft		38	26	63	102.5	857					
2.0 TDI (84 kw)	2016.05		5MT	F	L	Engine CXHB	Date to:2017.03	2611050L	Drive Shaft		38		63	102.5	645					
2.0 TSI (110 kw)	2015.04		6MT	F	L	Engine CJKB	Date From:2013.06	2033600L	Drive Shaft		38	42	63	102.5	617					
	2015.04		6MT	F	R	Engine CJKB	Date From:2012.05	2033610L	Drive Shaft		38	26	63	102.5	881					
	2015.04		6MT	F	L	Engine CJKB	Date From:2012.05, Date To:2013.06	2610840L	Drive Shaft		38	26	63	102.5	616					
TRANSPORTER VI (SGA, SGH, SHA, SHH)																				
2.0 TDI (103 kw)	2015.04		6MT	F	L	Engine CAAC	date to:2017.01	2033600L	Drive Shaft		38	42	63	102.5	617					
	2015.04		7DCT	F	L	Engine CAAC		2032930L	Drive Shaft		38	37	63	102.5	647					
	2015.04		6MT	F	R	Engine CAAC	date to:2017.01	2033610L	Drive Shaft		38	26	63	102.5	881					
	2015.04		6MT	F	L	Engine CAAC	date from:2017.02	2610840L	Drive Shaft		38	26	63	102.5	616					
	2015.04		7DCT	F	R	Engine CAAC		2023920L	Drive Shaft		38	37	63	102.5	1026					
	2015.06		6MT	F	L	AWD Engine CAAC	date to:2017.01	2033600L	Drive Shaft		38	42	63	102.5	617					
	2015.06		AT	F	L	AWD Engine CAAC		2032930L	Drive Shaft		38	37	63	102.5	647					
	2015.06		6MT	F	R	AWD Engine CAAC	date to:2017.01	2610840L	Drive Shaft		38	26	63	102.5	616					
	2015.06		6MT	F	L	AWD Engine CAAC	date from:2017.02	2610840L	Drive Shaft		38	26	63	102.5	616					
2.0 TDI (110 kw)	2015.04		6MT	F	L	Engine CXFA, CXHA	date to:2017.01	2033600L	Drive Shaft		38	42	63	102.5	617					
	2015.04		7DCT	F	L	Engine CXFA, CXHA		2032930L	Drive Shaft		38	37	63	102.5	647					
	2015.04		6MT	F	R	Engine CXFA, CXHA	date to:2017.01	2033610L	Drive Shaft		38	26	63	102.5	881					
	2015.04		6MT	F	L	Engine CXFA, CXHA	date from:2017.02	2610840L	Drive Shaft		38	26	63	102.5	616					
	2015.04		7DCT	F	R	Engine CXFA, CXHA		2023920L	Drive Shaft		38	37	63	102.5	1026					
	2015.08		6MT/7AT	F	L	AWD Engine CXFA, CXHA	date to:2017.01	2033600L	Drive Shaft		38	42	63	102.5	617					
	2015.08		AT	F	L	AWD Engine CXFA, CXHA		2032930L	Drive Shaft		38	37	63	102.5	647					
	2015.08		6MT/7AT	F	R	AWD Engine CXFA, CXHA	date to:2017.01	2610840L	Drive Shaft		38	26	63	102.5	616					
	2015.08		6MT/7AT	F	L	AWD Engine CXFA, CXHA	date from:2017.02	2610840L	Drive Shaft		38	26	63	102.5	616					
2.0 TDI (132 kw)	2015.04		6MT	F	L	Engine CFCA	date to:2017.01	2033600L	Drive Shaft		38	42	63	102.5	617					
	2015.04		7DCT	F	L	Engine CFCA		2032930L	Drive Shaft		38	37	63	102.5	647					
	2015.04		6MT	F	R	Engine CFCA	date to:2017.01	2033610L	Drive Shaft		38	26	63	102.5	881					
	2015.04		6MT	F	L	Engine CFCA	date from:2017.02	2610840L	Drive Shaft		38	26	63	102.5	616					
	2015.04		7DCT	F	R	Engine CFCA		2023920L	Drive Shaft		38	37	63	102.5	1026					
	2015.06		6MT	F	L	AWD Engine CFCA	date to:2017.01	2033600L	Drive Shaft		38	42	63	102.5	617					
	2015.06		7DCT	F	L	AWD Engine CFCA		2032930L	Drive Shaft		38	37	63	102.5	647					
	2015.06		6MT	F	R	AWD Engine CFCA	date to:2017.01	2610840L	Drive Shaft		38	26	63	102.5	616					
	2015.06		6MT	F	L	AWD Engine CFCA	date from:2017.02	2610840L	Drive Shaft		38	26	63	102.5	616					

	 YEAR	TRANSM.	F/R	L/R	DRIVE TYPE & ENGINE	REMARKS	GSP Ref.	 PRODUCT	 ABS	Technical Specifications				
										A	B	C	H	L
VW														
TRANSPORTER VI (SGA, SGH, SHA, SHH)														
2.0 TDI (132 kw)	2015.06	7DCT	F	R	AWD Engine CFCA		2016650L	Drive Shaft		38	26	63	102.5	614
2.0 TDI (62 kw)	2015.04	2016.06	5MT	F	L	Engine CAAA, CXGA	Date to:2017.03	2611050L	Drive Shaft	38		63	102.5	645
	2015.04	2016.06	5MT	F	R	Engine CAAA, CXGA	Date to:2017.03	2032610L	Drive Shaft	38	26	63	102.5	857
2.0 TDI (75 kw)	2015.04		5MT	F	L	Engine CAAB, CXGB	Date to:2017.03	2611050L	Drive Shaft	38		63	102.5	645
	2015.04		5MT	F	R	Engine CAAB, CXGB	Date to:2017.03	2032610L	Drive Shaft	38	26	63	102.5	857
2.0 TSI (110 kw)	2015.04		6MT	F	L	Engine CJKB	Date From:2013.06	2033600L	Drive Shaft	38	42	63	102.5	617
	2015.04		6MT	F	R	Engine CJKB	Date From:2012.05	2033610L	Drive Shaft	38	26	63	102.5	881
	2015.04		6MT	F	L	Engine CJKB	Date From:2012.05,Date To:2013.06	2610840L	Drive Shaft	38	26	63	102.5	616
2.0 TSI (150 kw)	2015.04		7AT	F	L	Engine CJKA		2032930L	Drive Shaft	38	37	63	102.5	647
	2015.04		7AT	F	R	Engine CJKA		2023920L	Drive Shaft	38	37	63	102.5	1026
	2015.06		7AT	F	R	AWD Engine CJKA		2016650L	Drive Shaft	38	26	63	102.5	614
	2015.06		7AT	F	L	AWD Engine CJKA		2032930L	Drive Shaft	38	37	63	102.5	647
TRANSPORTER/CARAVELLE VI (SGB, SGG, SGJ, SGC, SHB, SHJ)														
2.0 TDI (103 kw)	2015.04		6MT	F	L	Engine CAAC	date to:2017.01	2033600L	Drive Shaft	38	42	63	102.5	617
	2015.04		7DCT	F	L	Engine CAAC		2032930L	Drive Shaft	38	37	63	102.5	647
	2015.04		6MT	F	R	Engine CAAC	date to:2017.01	2033610L	Drive Shaft	38	26	63	102.5	881
	2015.04		6MT	F	L	Engine CAAC	date from:2017.02	2610840L	Drive Shaft	38	26	63	102.5	616
	2015.04		7DCT	F	R	Engine CAAC		2023920L	Drive Shaft	38	37	63	102.5	1026
	2015.06		6MT	F	L	AWD Engine CAAC	date to:2017.01	2033600L	Drive Shaft	38	42	63	102.5	617
	2015.06		AT	F	L	AWD Engine CAAC		2032930L	Drive Shaft	38	37	63	102.5	647
	2015.06		6MT	F	R	AWD Engine CAAC	date to:2017.01	2610840L	Drive Shaft	38	26	63	102.5	616
	2015.06		6MT	F	L	AWD Engine CAAC	date from:2017.02	2610840L	Drive Shaft	38	26	63	102.5	616
2.0 TDI (110 kw)	2015.04		6MT	F	L	Engine CXFA, CXHA	date to:2017.01	2033600L	Drive Shaft	38	42	63	102.5	617
	2015.04		7DCT	F	L	Engine CXFA, CXHA		2032930L	Drive Shaft	38	37	63	102.5	647
	2015.04		6MT	F	R	Engine CXFA, CXHA	date to:2017.01	2033610L	Drive Shaft	38	26	63	102.5	881
	2015.04		6MT	F	L	Engine CXFA, CXHA	date from:2017.02	2610840L	Drive Shaft	38	26	63	102.5	616
	2015.04		7DCT	F	R	Engine CXFA, CXHA		2023920L	Drive Shaft	38	37	63	102.5	1026
	2015.08		7DCT	F	R	AWD Engine CXFA, CXHA		2016650L	Drive Shaft	38	26	63	102.5	614
	2015.08		7DCT	F	L	AWD Engine CXFA, CXHA		2032930L	Drive Shaft	38	37	63	102.5	647
	2015.08		6MT	F	L	AWD Engine CXFA, CXHA	Date to:2017.01	2033600L	Drive Shaft	38	42	63	102.5	617
	2015.08		6MT	F	L/R	AWD Engine CXFA, CXHA	Date to:2017.01;All-wheel Drive	2610840L	Drive Shaft	38	26	63	102.5	616
2015.08		6MT	F	R	AWD Engine CXFA, CXHA	Date to:2017.01;Front Wheel Drive	2610840L	Drive Shaft	38	26	63	102.5	616	
2.0 TDI (132 kw)	2015.04		6MT	F	L	Engine CFCA		2033600L	Drive Shaft	38	42	63	102.5	617
	2015.04		7AT/7DCT	F	L	Engine CFCA		2032930L	Drive Shaft	38	37	63	102.5	647
	2015.04		6MT	F	R	Engine CFCA		2033610L	Drive Shaft	38	26	63	102.5	881
	2015.04		6MT	F	L	Engine CFCA		2610840L	Drive Shaft	38	26	63	102.5	616
	2015.04		7AT/7DCT	F	R	Engine CFCA		2023920L	Drive Shaft	38	37	63	102.5	1026
	2015.06		6MT	F	L	AWD Engine CFCA		2033600L	Drive Shaft	38	42	63	102.5	617
	2015.06		7AT/7DCT	F	L	AWD Engine CFCA		2032930L	Drive Shaft	38	37	63	102.5	647
	2015.06		6MT	F	L/R	AWD Engine CFCA		2610840L	Drive Shaft	38	26	63	102.5	616
2015.06		7AT/7DCT	F	R	AWD Engine CFCA		2016650L	Drive Shaft	38	26	63	102.5	614	
2.0 TDI (62 kw)	2015.04		5MT	F	L	Engine CAAA, CXGA	Date to:2017.03	2611050L	Drive Shaft	38		63	102.5	645
	2015.04		5MT	F	R	Engine CAAA, CXGA	Date to:2017.03	2032610L	Drive Shaft	38	26	63	102.5	857
2.0 TDI (75 kw)	2015.04		5MT	F	L	Engine CAAB, CXGB	Date to:2017.03	2611050L	Drive Shaft	38		63	102.5	645
	2015.04		5MT	F	R	Engine CAAB, CXGB	Date to:2017.03	2032610L	Drive Shaft	38	26	63	102.5	857
2.0 TDI (84 kw)	2016.05		5MT	F	L	Engine CXHB	Date to:2017.03	2611050L	Drive Shaft	38		63	102.5	645
2.0 TSI (110 kw)	2015.04		6MT	F	L	Engine CJKB	Date From:2013.06	2033600L	Drive Shaft	38	42	63	102.5	617
	2015.04		6MT	F	R	Engine CJKB	Date From:2012.05	2033610L	Drive Shaft	38	26	63	102.5	881
	2015.04		6MT	F	L	Engine CJKB	Date From:2012.05,Date To:2013.06	2610840L	Drive Shaft	38	26	63	102.5	616
2.0 TSI (150 kw)	2015.04		7AT	F	L	Engine CJKA		2032930L	Drive Shaft	38	37	63	102.5	647
	2015.04		7AT	F	R	Engine CJKA		2023920L	Drive Shaft	38	37	63	102.5	1026
	2015.06		7AT	F	L	AWD Engine CJKA		2032930L	Drive Shaft	38	37	63	102.5	647
	2015.06		7AT	F	R	AWD Engine CJKA		2016650L	Drive Shaft	38	26	63	102.5	614

COMPETITOR	GSP Ref.	COMPETITOR	GSP Ref.	COMPETITOR	GSP Ref.	COMPETITOR	GSP Ref.	COMPETITOR	GSP Ref.
GKN		305771	261347OL	25575	261296OL	4G0407451BX	201530OL	31608611939	202177OL
		306630	261347OL	25593	261341OL	4H0407451AV	201530OL	31608643375	202177OL
306629	201265OL	SPIDAN		25578	261347OL	4H0407451AX	201530OL	8643375	202177OL
305727	201385OL			36451	261347OL	4H0407451BX	201530OL	3Q0407271AG	202351OL
305726	201387OL	36450	201265OL	OE		8R0407271A	201530OL	3Q0407271AH	202351OL
305068	201530OL	25533	201385OL	7P5501201A	201106OL	8R0407271C	201530OL	3Q0407761TX	202351OL
306465	201531OL	25532	201387OL	7P5501201C	201106OL	4M0407271	201531OL	7E0407272AC	202361OL
305945	201581OL	24796	201530OL	95833202420	201106OL	4M0407271D	201531OL	31602380426	202380OL
306469	201665OL	36375	201530OL	95833202421	201106OL	31607593043	201581OL	31607639432	202380OL
305948	201681OL	36286	201531OL	5N0407763F	201265OL	31607618681	201581OL	31608611936	202380OL
305949	201716OL	25751	201581OL	5N0407763FX	201265OL	7593043	201581OL	31608611927	202381OL
306358	202052OL	36290	201665OL	5N0407763J	201265OL	7618681	201581OL	31608643361	202381OL
306359	202053OL	25754	201681OL	5N0407763L	201265OL	AY759304304	201581OL	31602380427	202382OL
306360	202058OL	25755	201716OL	5Q0407271CR	201265OL	1K0407272JR	201653OL	31607639433	202382OL
306361	202059OL	36179	202052OL	5Q0407271CR	201265OL	1K0407272KJ	201653OL	31608611935	202382OL
306947	202060OL	36180	202053OL	5Q0407763EX	201265OL	1K0407272PK	201653OL	31608643377	202382OL
306819	202077OL	36181	202058OL	36000937	201371OL	1K0407272RD	201653OL	31608643385	202382OL
305504	203261OL	36182	202059OL	36000509	201371OL	1K0407272RL	201653OL	7E0407276P	202392OL
304767	203266OL	36768	202060OL	36001216	201371OL	1K0407272RP	201653OL	7E0407454CX	202392OL
306001	203293OL	36640	202077OL	31325110	201371OL	1K0407272SB	201653OL	7E0407761C	202392OL
304746	203294OL	25281	203261OL	36010058	201375OL	1K0407272SB	201653OL	31608611929	202631OL
304758	203294OL	24494	203266OL	31325701	201375OL	1K0407272TK	201653OL	31608643363	202631OL
304762	203294OL	25807	203293OL	36010064	201377OL	1K0407762AX	201653OL	31608611930	202632OL
304748	203295OL	24473	203294OL	31437522	201378OL	1K0407764AX	201653OL	31608643364	202632OL
304764	203295OL	24485	203294OL	36010059	201378OL	1K0407764FX	201653OL	31608651276	202632OL
305659	203295OL	24489	203294OL	36010216	201378OL	1K0407764MX	201653OL	31608611938	202633OL
304752	203313OL	24475	203295OL	31325702	201379OL	7E0407272AL	201665OL	31607593039	202730OL
305707	203313OL	24491	203295OL	36010217	201379OL	7E0407272BG	201665OL	31607606027	202730OL
305067	203316OL	25436	203295OL	36011305	201379OL	7E0407452SX	201665OL	7593039	202730OL
306369	203371OL	24479	203313OL	31325573	201379OL	7E0407454P	201665OL	LR024758	202992OL
305395	203373OL	25484	203313OL	31367536	201385OL	7E0407454PX	201665OL	LR024754	203177OL
305729	205043OL	24795	203316OL	36011305	201385OL	31607593044	201681OL	7E0407272AB	203261OL
305728	205052OL	36190	203371OL	31325573	201385OL	31607618680	201681OL	7E0407272AH	203261OL
306272	205070OL	25172	203373OL	31367536	201385OL	7593044	201681OL	7E0407272AP	203261OL
305983	205112OL	25535	205043OL	36001019	201385OL	7618680	201681OL	7E0407272AN	203261OL
305989	205112OL	25534	205052OL	36001813	201385OL	31607593046	201716OL	7E0407272AP	203261OL
305984	205113OL	36093	205070OL	36002544	201385OL	31607618682	201716OL	7E0407272N	203261OL
305981	205114OL	25789	205112OL	36012415	201385OL	7593046	201716OL	7E0407272NV	203261OL
305982	205115OL	25795	205112OL	50463394	201385OL	7618682	201716OL	7E0407272NX	203261OL
305996	205117OL	25790	205113OL	50643687	201385OL	3Q0407272AG	201889OL	7E0407272S	203261OL
305125	205119OL	25787	205114OL	8G9N3B437AA	201385OL	3Q0407272G	201889OL	7E0407276K	203261OL
305997	205121OL	25788	205115OL	P31367536	201385OL	8J0407762A	201889OL	7E0407452CX	203261OL
306025	205121OL	25802	205117OL	30783071	201387OL	3Q0 407 271	201896OL	7E0407452GX	203261OL
306300	205123OL	25804	205117OL	31272545	201387OL	3Q0407271A	201896OL	7E0407452MX	203261OL
305158	205134OL	24866	205119OL	31367560	201387OL	3Q0407271AB	201896OL	7E0407452TX	203261OL
305291	205134OL	25803	205121OL	36001183	201387OL	3Q0407271AE	201896OL	1K0407272CR	203266OL
305835	205135OL	25831	205121OL	36002546	201387OL	3Q0407761GX	201896OL	1K0407272JF	203266OL
305294	205149OL	36121	205123OL	36012419	201387OL	3Q0407761HX	201896OL	1K0407452TX	203266OL
306373	235067OL	24899	205134OL	50463398	201387OL	3Q0407761JX	201896OL	1K0407454MX	203266OL
306850	235067OL	25067	205134OL	50558699	201387OL	5C0407271S	201896OL	5N0407764H	203269OL
304545	235085OL	25641	205135OL	8G9N3B436AA	201387OL	31607597693	202052OL	5N0407764HX	203269OL
305621	235085OL	25070	205149OL	8G9N3B436AB	201387OL	7597693	202052OL	7E0407271AB	203293OL
304544	235086OL	36194	235067OL	P31367560	201387OL	7638777	202052OL	7E0407271G	203293OL
305441	235086OL	36671	235067OL	31272546	201388OL	31607597694	202053OL	7E0407271L	203293OL
304889	241262OL	24198	235085OL	31367563	201388OL	31607638776	202053OL	7E0407271P	203293OL
304751	254011OL	25398	235085OL	36012420	201388OL	7597694	202053OL	7E0407451AX	203293OL
304747	254013OL	25218	235086OL	30783076	201389OL	7638776	202053OL	7E0407451EX	203293OL
305531	254013OL	24618	241262OL	36012421	201389OL	31607605511	202058OL	7E0407451NX	203293OL
304750	261042OL	24478	254011OL	36051054	201404OL	7591681	202058OL	1K0407271AT	203294OL
304771	261042OL	24474	254013OL	2423300200	201470OL	7594681	202058OL	1K0407271CP	203294OL
304501	261084OL	25308	254013OL	2463301701	201470OL	7606299	202058OL	1K0407271DR	203294OL
304506	261084OL	24477	261042OL	2463301901	201470OL	31607605512	202059OL	1K0407271HN	203294OL
304769	261094OL	24498	261042OL	2463302101	201470OL	7591682	202059OL	1K0407451CX	203294OL
304753	261096OL	24154	261084OL	2463303000	201470OL	7591982	202059OL	1K0407451FX	203294OL
305785	261100OL	24159	261084OL	2463303200	201470OL	7606300	202059OL	1K0407451KX	203294OL
304499	261105OL	24496	261094OL	2463303900	201470OL	31607619657	202060OL	1Q0407271A	203294OL
305652	261105OL	24480	261096OL	2463309500	201470OL	31608675013	202060OL	3C0407271AE	203294OL
305769	261147OL	25592	261100OL	A2423300200	201470OL	7598027	202060OL	JZW0407271CX	203294OL
304763	261201OL	24152	261105OL	A2463301901	201470OL	31607619658	202061OL	1K0407271BJ	203295OL
304774	261211OL	25429	261105OL	A2463303000	201470OL	7598028	202061OL	1K0407271BN	203295OL
304850	261236OL	25576	261147OL	A2463303200	201470OL	8W0407271D	202074OL	1K0407271EE	203295OL
306791	261285OL	24490	261201OL	A2463303900	201470OL	8R0407271G	202077OL	1K0407271ES	203295OL
305767	261296OL	24501	261211OL	A2463309500	201470OL	31608611928	202174OL	1K0407271HG	203295OL
305768	261296OL	24577	261236OL	4G0407271D	201530OL	31608643362	202174OL	1K0407271HM	203295OL
306539	261338OL	36612	261285OL	4G0407271F	201530OL	8643362	202174OL	1K0407271MC	203295OL
305786	261341OL	25574	261296OL	4G0407451BV	201530OL	33207646867	202176OL	1K0407271NQ	203295OL

COMPETITOR	GSP Ref.	COMPETITOR	GSP Ref.	COMPETITOR	GSP Ref.	COMPETITOR	GSP Ref.	COMPETITOR	GSP Ref.
OE		1K0407271DQ	203373OL	33207597678	205067OL	EB3G3A428BB	234221OL	39100EB300	241262OL
		1K0407451GX	203373OL	33207597682	205067OL	EB3G3A428CA	234221OL	39100EB310	241262OL
1K0407451DX	203295OL	1K0407451LX	203373OL	33207622854	205067OL	EB3G3A428EA	234221OL	39204EB31A	241262OL
1K0407451TX	203295OL	2k0407271F	203373OL	33207624206	205067OL	UF9T-25-60XB	234221OL	1K0407272DQ	254011OL
1K0407453BX	203295OL	2K0407271FX	203373OL	33207628252	205067OL	2463302001	235067OL	1K0407272EG	254011OL
1K0407453DX	203295OL	5Q0407271CB	203373OL	33207629302	205067OL	2463302301	235067OL	1K0407272ER	254011OL
1K0407453JX	203295OL	5Q0407761FX	203373OL	33208680348	205067OL	2463302700	235067OL	1K0407272HR	254011OL
1K0407761HX	203295OL	1K0407453HX	203380OL	33208680350	205067OL	2423300100	235067OL	1K0407272KG	254011OL
1K0407761TX	203295OL	1K0407761SX	203380OL	33207564128	205070OL	246 330 18 01	235067OL	1K0407272NK	254011OL
3C0407451FX	203295OL	3C0407271AJ	203380OL	33208603103	205070OL	2463301201	235067OL	1K0407272QE	254011OL
5N0407761F	203295OL	3C0407271S	203380OL	33208609839	205070OL	2463301601	235067OL	1K0407272QF	254011OL
5N0407761FX	203295OL	3C0407451AX	203380OL	33207545098	205081OL	2463302501	235067OL	1K0407272RG	254011OL
5N0407763D	203295OL	5Q0407271AP	203380OL	33207564126	205081OL	2463302701	235067OL	1K0407272TQ	254011OL
5N0407763DX	203295OL	5Q0407271BM	203380OL	33207564127	205081OL	2463302900	235067OL	1K0407454HX	254011OL
5Q0407271AQ	203295OL	5Q0407271H	203380OL	33208603102	205081OL	2463303001	235067OL	1K0407454X	254011OL
5Q0407763X	203295OL	5Q0407761AX	203380OL	33208609838	205081OL	2463303100	235067OL	1K0407762CX	254011OL
7N0407761N	203295OL	1K0407271LH	203381OL	33207581027	205112OL	2463307600	235067OL	1K0407762QX	254011OL
7N0407761NX	203295OL	1K0407761JX	203381OL	33207581029	205112OL	2463308800	235067OL	1K0407764BX	254011OL
7N0407763	203295OL	1K0407763HX	203381OL	33207630183	205112OL	2463309000	235067OL	1K0407764EX	254011OL
7N0407763X	203295OL	1K0407763X	203381OL	33207581028	205113OL	2463309200	235067OL	1K0407764PX	254011OL
1K0407272EN	203313OL	3Q0407271AC	203381OL	33207581030	205113OL	2463309400	235067OL	3C0407272AK	254011OL
1K0407272PL	203313OL	3Q0407271AD	203381OL	33207630184	205113OL	2463309800	235067OL	3C0407452BX	254011OL
1K0407272RB	203313OL	3Q0407271AM	203381OL	33207581021	205114OL	A2423300100	235067OL	1K0407271BF	254013OL
1K0407272TM	203313OL	3Q0407761MX	203381OL	33207614289	205114OL	A2463301201	235067OL	1K0407271BQ	254013OL
1K0407454DX	203313OL	3Q0407761SX	203381OL	33207581022	205115OL	A2463301801	235067OL	1K0407271FB	254013OL
1K0407764LX	203313OL	561407271R	203381OL	33207614290	205115OL	A2463302701	235067OL	1K0407271HL	254013OL
3AA407272	203313OL	4H0407271K	203382OL	33207598031	205117OL	A2463302900	235067OL	1K0407271KA	254013OL
3Q0407272BD	203313OL	2533307900	203655OL	33207598037	205117OL	A2463303001	235067OL	1K0407271KB	254013OL
5C0407272AA	203313OL	A2533307900	203655OL	33207598036	205119OL	A2463303100	235067OL	1K0407271KG	254013OL
5K0407272A	203313OL	2043508223	203792OL	33207598035	205120OL	A2463308800	235067OL	1K0407271KS	254013OL
5K0407272C	203313OL	2043501910	203792OL	33207598038	205121OL	A2463309000	235067OL	1K0407271LG	254013OL
5Q0407272DD	203313OL	A2043501910	203792OL	33207598042	205121OL	A2463309200	235067OL	1K0407271LK	254013OL
5Q0407272E	203313OL	2043504010	203793OL	31607607938	205123OL	A2463309400	235067OL	1K0407271NT	254013OL
5Q0407272F	203313OL	A2043504010	203793OL	31607622914	205123OL	A2463309800	235067OL	1K0407271PA	254013OL
5Q0407762FX	203313OL	2053503102	203794OL	31607629880	205123OL	7L0407271	235085OL	1K0407451QX	254013OL
5Q0407762JX	203313OL	2053504019	203794OL	31608631746	205123OL	7L0407271A	235085OL	1K0407453CX	254013OL
5Q0407762KX	203313OL	A2053503102	203794OL	33207591596	205134OL	7L0407271B	235085OL	1K0407453GX	254013OL
7N0407764A	203313OL	A2053504019	203794OL	33207604600	205134OL	7L0407271C	235085OL	1K0407761QX	254013OL
7N0407764AX	203313OL	A2053508602	203794OL	33207605486	205134OL	7L0407271CX	235085OL	1K0407763AX	254013OL
7N0407764C	203313OL	31607545126	205043OL	33207533448	205134OL	7L0407271D	235085OL	1K0407763DX	254013OL
7N0407764CX	203313OL	31607553946	205043OL	33217561784	205134OL	7L0407271E	235085OL	1K0407763HX	254013OL
7N0407764N	203313OL	31607622884	205043OL	33207591595	205135OL	7L0407271EX	235085OL	4410261M00	257287OL
7N0407764Q	203313OL	31607629882	205043OL	33207605485	205135OL	7L0407271F	235085OL	4410161MB0	257288OL
7N0407764QX	203313OL	31608631750	205043OL	33207581015	205137OL	7L0407271FX	235085OL	4411861MB0	257288OL
8R0407271	203316OL	31607545125	205052OL	33207581017	205137OL	7L8407271	235085OL	4411961MB0	257288OL
8R0407271B	203316OL	31607553945	205052OL	33207647027	205137OL	7P0407271A	235085OL	4343004070	259015OL
8R0407271BX	203316OL	31607622883	205052OL	33207581018	205139OL	7P0407271AX	235085OL	4343060060	259015OL
7E0407272AE	203353OL	31608631751	205052OL	33204567167	205149OL	7P0407271B	235085OL	4343060061	259015OL
7E0407272AQ	203353OL	1643300801	205060OL	33207564558	205149OL	7P0407271BX	235085OL	4343060080	259015OL
7E0407272BC	203353OL	1643302001	205060OL	33207582141	205149OL	7P0407271C	235085OL	4343060081	259015OL
7E0407272C	203353OL	1643302301	205060OL	LR024756	218408OL	7P0407271CX	235085OL	4343060082	259015OL
7E0407272Q	203353OL	1643302701	205060OL	LR031710	218409OL	95534903810	235085OL	4343060090	259015OL
7E0407272G	203353OL	1643302901	205060OL	1749218	234220OL	95534903811	235085OL	4341042210	259518OL
7E0407452AX	203353OL	1643303101	205060OL	1945327	234220OL	95534903812	235085OL	4341042211	259518OL
7E0407452JX	203353OL	A1643300801	205060OL	2039603	234220OL	95534903813	235085OL	LR047295	259535OL
7E0407452RX	203353OL	A1643302001	205060OL	2053435	234220OL	95834903810	235085OL	LR072069	259535OL
1Q0407272A	203354OL	A1643302301	205060OL	2124797	234220OL	95834903811	235085OL	TDB500110	259535OL
3AA407272A	203354OL	A1643302701	205060OL	5345951	234220OL	95834903812	235085OL	4342042200	259622OL
3AA407452AX	203354OL	1643303201	205061OL	AB393A427CA	234220OL	7L0501201A	235086OL	4342042201	259622OL
5Q0407272BT	203354OL	1643301901	205061OL	AB393A427CC	234220OL	7L0501201C	235086OL	LR047292	259623OL
5Q0407272J	203354OL	1643302101	205061OL	AB393A427DA	234220OL	7L0501201CX	235086OL	LR047294	259623OL
5Q0407762AX	203354OL	1643302401	205061OL	EB3G3A427BB	234220OL	7L8501201A	235086OL	LR071930	259623OL
5Q0407762HX	203354OL	1643302801	205061OL	EB3G3A427CA	234220OL	7L8501201AX	235086OL	LR072070	259623OL
7N0407764D	203354OL	1643303001	205061OL	EB3G3A427DA	234220OL	95533202410	235086OL	TDB500080	259623OL
7N0407764R	203354OL	A1643301901	205061OL	EB3G3A427EA	234220OL	95533202411	235086OL	TDB500100	259623OL
7N0407764RX	203354OL	A1643302101	205061OL	UF9T2550X	234220OL	3815A307	239163OL	434300K060	259715OL
7E0407271AC	203360OL	A1643302401	205061OL	UF9T2550XB	234220OL	3815A309	239163OL	434300K070	259715OL
7E0407271R	203360OL	A1643302801	205061OL	1749219	234221OL	3815A581	239163OL	1K0407272CC	261042OL
7E0407451CX	203360OL	33207597677	205066OL	1945373	234221OL	MN107605	239163OL	1K0407272DN	261042OL
7E0407276S	203361OL	33207597681	205066OL	2053156	234221OL	MN110547	239163OL	1K0407272EC	261042OL
7E0407454AX	203361OL	33207622853	205066OL	2124799	234221OL	3815A308	239164OL	1K0407272FR	261042OL
7E0407761F	203361OL	33207624205	205066OL	5345953	2342				

COMPETITOR	GSP Ref.	COMPETITOR	GSP Ref.	COMPETITOR	GSP Ref.	COMPETITOR	GSP Ref.	COMPETITOR	GSP Ref.
OE		1K0407271JG	261100OL	3Q0407271AR	261201OL	8J0407272H	261341OL		
		1K0407271JK	261100OL	3Q0407271AS	261201OL	8J0407272T	261341OL		
1K0407452DX	261042OL	1K0407271LF	261100OL	3Q0407271D	261201OL	3Q0407272AT	261345OL		
1K0407452GX	261042OL	1K0407271ME	261100OL	3Q0407761DX	261201OL	3Q0407762HX	261345OL		
1K0407452MX	261042OL	1K0407271PF	261100OL	3Q0407761EX	261201OL	561407272S	261345OL		
1K0407454BX	261042OL	1K0407761RX	261100OL	1K0407272DT	261211OL	3Q0407272BG	261347OL		
1K0407454PX	261042OL	1K0407763JX	261100OL	1K0407272HB	261211OL	5N0407764L	261347OL		
1K0407456CX	261042OL	2K0407271E	261100OL	1K0407272KC	261211OL	5N0407764T	261347OL		
1Q0407272	261042OL	2K0407271EX	261100OL	1K0407452CX	261211OL	5N0407764TX	261347OL		
1Q0407272X	261042OL	2K3407271B	261100OL	1K0407452NX	261211OL	5N0407766	261347OL		
2K0407272F	261042OL	2K3407271BX	261100OL	1K0407762X	261211OL	5N0407766D	261347OL		
3C0407272BS	261042OL	3Q0407271AL	261100OL	7L0501201B	261236OL	5N0407766DX	261347OL		
5Q0407272EX	261042OL	3Q0407271N	261100OL	7L0501201BX	261236OL	5N0407766X	261347OL		
JZW407272DX	261042OL	3Q0407761CX	261100OL	95533202400	261236OL				
JZW407272EX	261042OL	3Q0407761FX	261100OL	95533202401	261236OL				
7E0407271E	261084OL	5Q0407271BT	261100OL	1K0407271JJ	261281OL				
7E0407271EX	261084OL	5Q0407271CF	261100OL	1K0407761PX	261281OL				
7E0407271J	261084OL	5Q0407271G	261100OL	1K0407763BX	261281OL				
7E0407271S	261084OL	5Q0407761DX	261100OL	5C0407271R	261281OL				
7E0407271SX	261084OL	5Q0407761EX	261100OL	8J0407271G	261281OL				
7E0407271T	261084OL	5Q0407761NX	261100OL	8J0407271GX	261281OL				
7E0407272AD	261084OL	7E0407271FX	261105OL	8J0407761C	261281OL				
7E0407272AK	261084OL	7E0407271H	261105OL	1K0407271LB	261282OL				
7E0407452PX	261084OL	7E0407274G	261105OL	1K0407763KX	261282OL				
7H0407271AA	261084OL	7E0407451FX	261105OL	5Q0407271A	261282OL				
7H0407271AF	261084OL	7E0407451X	261105OL	5Q0407271BP	261282OL				
7H0407271AL	261084OL	7H0407271AK	261105OL	5Q0407271BR	261282OL				
7H0407271AQ	261084OL	7H0407271E	261105OL	5Q0407451X	261282OL				
7H0407451AX	261084OL	7H0407271T	261105OL	5Q0407761JX	261282OL				
7H0407451CV	261084OL	7H0407451JX	261105OL	1K0407272BJ	261283OL				
7H0407451CX	261084OL	7H0407451X	261105OL	1K0407272QN	261283OL				
7H0407451DV	261084OL	1K0407272JC	261147OL	1K0407272QS	261283OL				
7H0407451HX	261084OL	1K0407272RE	261147OL	1K0407764KX	261283OL				
7H0407451TX	261084OL	1K0407272RS	261147OL	3Q0407762MX	261283OL				
7H0407453X	261084OL	1K0407762TX	261147OL	5Q0407272DB	261283OL				
1K0407272FS	261094OL	2K0407272G	261147OL	5Q0407272FF	261283OL				
1K0407452QX	261094OL	2K0407272GX	261147OL	5Q0407272H	261283OL				
5K0407272F	261094OL	3C8407272	261147OL	5Q0407762EX	261283OL				
5K0407452DX	261094OL	5N0407762F	261147OL	5Q0407762LX	261283OL				
1K0407272BG	261096OL	5N0407762FX	261147OL	5Q0407271BQ	261285OL				
1K0407272CA	261096OL	5N0407766B	261147OL	5Q0407761LV	261285OL				
1K0407272CL	261096OL	5N0407766BX	261147OL	5Q0407761LX	261285OL				
1K0407272DR	261096OL	2H0407271B	261173OL	5Q0407761MV	261285OL				
1K0407272HK	261096OL	2H0407271BX	261173OL	5Q0407271BL	261285OL				
1K0407272HL	261096OL	2H0407271D	261173OL	5Q0407271L	261285OL				
1K0407272HP	261096OL	2H0407271DX	261173OL	5Q0407271M	261285OL				
1K0407272JT	261096OL	2H0407271E	261173OL	5Q0407761CX	261285OL				
1K0407272MP	261096OL	2H0407271EX	261173OL	5Q0407761MX	261285OL				
1K0407272NN	261096OL	2H0407271F	261173OL	5Q0407761X	261285OL				
1K0407272PH	261096OL	2H0407271FX	261173OL	5N0407761Q	261296OL				
1K0407272PJ	261096OL	2H0407271E	261173OL	5N0407761QX	261296OL				
1K0407272QM	261096OL	1K0407271DP	261201OL	5N0407761S	261296OL				
1K0407272QT	261096OL	1K0407451HV	261201OL	5N0407761SX	261296OL				
1K0407272SP	261096OL	1K0407451HX	261201OL	5N0407763	261296OL				
1K0407272ST	261096OL	1K0407451NV	261201OL	5N0407763A	261296OL				
1K0407452BV	261096OL	1K0407451NX	261201OL	5N0407763AX	261296OL				
1K0407452BX	261096OL	1K0407271AS	261201OL	5N0407763K	261296OL				
1K0407452KX	261096OL	1K0407271DS	261201OL	5N0407763X	261296OL				
1K0407452LX	261096OL	1K0407271HH	261201OL	JZW407271FX	261296OL				
1K0407452PX	261096OL	1K0407271HQ	261201OL	5Q0407272B	261307OL				
1K0407452SX	261096OL	1K0407271HT	261201OL	5Q0407272C	261307OL				
1K0407454JX	261096OL	1K0407271JA	261201OL	5Q0407762CX	261307OL				
1K0407454SX	261096OL	1K0407271JF	261201OL	5Q0407762DX	261307OL				
1K0407456DX	261096OL	1K0407271KP	261201OL	95B501203	261338OL				
1K0407456FX	261096OL	1K0407271LA	261201OL	95B501203A	261338OL				
1K0407762GX	261096OL	1K0407761AX	261201OL	95B501203E	261338OL				
1K0407762LX	261096OL	1K0407761DX	261201OL	95B501203G	261338OL				
1K0407764JX	261096OL	1K0407761EX	261201OL	95B501203H	261338OL				
1K0407764NX	261096OL	1K0407761MV	261201OL	1K0407272LF	261341OL				
1K0407764RX	261096OL	1K0407761MX	261201OL	2K0407272E	261341OL				
1K0407764X	261096OL	1K0407761NV	261201OL	2K0407272EX	261341OL				
5C0407272CK	261096OL	1K0407761NX	261201OL	3Q0407272AB	261341OL				
5Q0407272BN	261096OL	1K0407763CX	261201OL	3Q0407272C	261341OL				
5Q0407272CC	261096OL	1K0407763GX	261201OL	3Q0407762DX	261341OL				
5Q0407762BX	261096OL	3C0407271AB	261201OL	3Q0407762LX	261341OL				
5Q0407762X	261096OL	3C0407451X	261201OL	5C0407272AC	261341OL				

New applications (compared with catalogue 2021)

GSP Ref.	GSP Ref.	GSP Ref.	GSP Ref.	GSP Ref.	GSP Ref.
201404OL					
201389OL					
205112OL					
205134OL					
261211OL					
201581OL					
201681OL					
201716OL					
202052OL					
202053OL					
202058OL					
202059OL					
202060OL					
202061OL					
202174OL					
202176OL					
202177OL					
202380OL					
202381OL					
202382OL					
202631OL					
202632OL					
202633OL					
202730OL					
202992OL					
203177OL					
203655OL					
203792OL					
203793OL					
203794OL					
261096OL					

GSP Group Headquarter

No.1 Gaoxiang Road, High-tech Industrial Zone
Ouhai District,Wenzhou, China
Tel:+86-577-86293118 / 86293268
Fax:+86-577-86293313
E-mail:internationalsales@gsp.cn
www.gsp.cn

GSP Nanjing Co., Ltd

No.59 Shuanghu Road
Gaochun District, Nanjing, China
Tel: +86-25-56838033
E-mail:internationalsales@gsp.cn
www.gsp.cn

GSP Europe GmbH

Leyboldstraße 10
D 50354 Hürth
Tel:+49-2233-80-58-155
Fax:+49-2233-80-58-156
E-mail:info@gsp-europe.com
www.gsp-europe.com

GSP North America (West Coast)

15315 Marquardt Ave.
Santa Fe Springs, CA 90670
Tel: +1-562-926-3525
Fax: +1-562-376-8550
Email: tech@gsp-na.com / info@gsp-na.com
www.gspnorthamerica.com

GSP North America (East Coast)

2725 New Cut Road
Spartanburg SC 29303
Tel:+1-864-578-6900 / +1-800-243-7225
Fax:+1-864-578-6978
E-mail:tech@gsp-na.com / info@gsp-na.com
www.gspnorthamerica.com

GSP North America (Latin America)

3150 SW 38th Ave. Suite 1312
Coral Gables, FL 33146
Tel: +1-305-446-7702 / +1-305-446-7703
Fax: +1-305-446-7701
Email: info@gsplatinamerica.com
www.gsplatinamerica.com

